



GETTING IT DONE VICTORIAN BUDGET 16/17

STATE CAPITAL PROGRAM

Budget Paper No. 4

Presented by Tim Pallas MP,
Treasurer of the State of Victoria



The Secretary
Department of Treasury and Finance
1 Treasury Place
Melbourne, Victoria, 3002
Australia
Tel: +61 3 9651 5111
Fax: +61 3 9651 2062
Website: budget.vic.gov.au

Authorised by the Victorian Government
1 Treasury Place, Melbourne, 3002

Printed by Doculink, Port Melbourne
Printed on recycled paper

This publication makes reference to the
2016-17 Budget paper set which includes:
Budget Paper No. 1 – Treasurer’s Speech
Budget Paper No. 2 – Strategy and Outlook
Budget Paper No. 3 – Service Delivery
Budget Paper No. 4 – State Capital Program
Budget Paper No. 5 – Statement of Finances
(incorporating Quarterly Financial Report No. 3)

© State of Victoria 2016
(Department of Treasury and Finance)

You are free to re-use this work under a
Creative Commons Attribution 4.0 licence,
provided you credit the State of Victoria
(Department of Treasury and Finance)
as author, indicate if changes were made
and comply with the other licence terms.
The licence does not apply to any branding,
including Government logos.

Copyright queries may be directed to
IPpolicy@dtf.vic.gov.au.



ISSN 2204-9185 (print)
ISSN 2204-9177 (online)
Published April 2016

State Capital Program

2016-17



Presented by

Tim Pallas MP

Treasurer of the State of Victoria

for the information of Honourable Members

Budget Paper No. 4

TABLE OF CONTENTS

Chapter 1 – Public sector capital program 2016-17	1
Investing for growth.....	1
Overview of the state capital program	5
Coverage of Budget Paper No. 4.....	12
General government capital program	13
Public non-financial corporations capital program.....	17
Chapter 2 – General government capital program 2016-17	21
Department of Economic Development, Jobs, Transport and Resources	21
Department of Education and Training	28
Department of Environment Land Water and Planning	46
Department of Health and Human Services	49
Department of Justice and Regulation	55
Department of Premier and Cabinet	58
Department of Treasury and Finance	59
Parliament.....	60
Country Fire Authority	61
Courts.....	64
Metropolitan Fire and Emergency Services Board.....	65
Chapter 3 – Public non-financial corporations capital program 2016-17	67
Barwon Region Water Corporation	67
Cemeteries.....	69
Central Gippsland Region Water Corporation	70
Central Highlands Region Water Corporation	76
City West Water Limited.....	77
Coliban Region Water Corporation.....	79
Director of Housing.....	82
East Gippsland Region Water Corporation	84
Gippsland and Southern Rural Water Corporation.....	85
Goulburn-Murray Rural Water Corporation	86
Goulburn Valley Region Water Corporation	87
Grampians Wimmera Mallee Water Corporation	92
Lower Murray Urban and Rural Water Corporation.....	94
Melbourne Water Corporation.....	96
North East Region Water Corporation.....	99
Places Victoria.....	102
Port of Melbourne Corporation	103
South East Water Limited	105

Table of contents (*continued*)

South Gippsland Region Water Corporation	110
Victorian Rail Track (VicTrack)	112
Victorian Regional Channels Authority	116
V/Line Corporation	117
Wannon Region Water Corporation	118
Western Region Water Corporation	120
Westernport Region Water Corporation	126
Yarra Valley Water Limited	128
Other public non-financial corporations.....	130
Location index.....	133
Style conventions.....	139

CHAPTER 1 – PUBLIC SECTOR CAPITAL PROGRAM

2016-17

Budget Paper No. 4 *State Capital Program* summarises the capital projects the Government will be undertaking in 2016-17. This budget paper includes newly announced capital programs and projects, works already under way and programs or projects expected to finish by 30 June 2016. The information is current as at 12 April 2016.

INVESTING FOR GROWTH

The *2016-17 Budget* further acquits the Government's commitment to projects included in Labor's Financial Statement 2014 and builds a strong foundation to grow the State. The size of the capital program reflects the ongoing renewal of Victoria's infrastructure as well as investment in transformational projects that will shape the State and meet the needs of the growing population. The Victorian population grew by 1.7 per cent over the year to September 2015.

The Government is investing in productivity-enhancing infrastructure that is supporting the growth in retail, tourism, education, health care and professional services, as well as technology-based sectors. Victoria continues to be Australia's biggest food exporting state reflecting a strong agriculture sector. Victoria is enjoying strong economic growth with real GSP growth forecast to be 3.0 per cent in 2016-17, the same as in 2015-16. The Government has an important role in supporting continued economic growth by ensuring Victoria builds well-planned infrastructure such as schools, hospitals, roads and rail.

Shaping our cities and regions

Victoria's diverse economy is growing strongly. To maintain this rate of economic growth, Victoria needs to invest in city-shaping and city-connecting infrastructure, including better connections within Melbourne as well as better connections between regional areas and to Melbourne.

The public sector capital program includes significant investments such as:

- guaranteed \$10.9 billion funding for the Melbourne Metro Tunnel to free up space in the City Loop and allow us to run more trains in and out of the city. This project is fully funded, including an allocation of \$2.86 billion over the forward estimates – this allocation ensures that every dollar required to start construction on Victoria's biggest and most important transport project is available when it is needed;

- \$5–\$6 billion to lift the gridlock around 50 of the most dangerous and congested level crossings, reducing the travel time around the road network, enabling faster access to jobs and allowing freight to move faster through metropolitan Melbourne;
- up to \$220 million for the Victorian Government’s contribution to the Murray Basin Rail Project which will deliver the most significant upgrade to regional freight rail networks in decades;
- a new school building and school upgrade program as well as investment in the TAFE sector; and
- investments in priority health projects such as the Joan Kirner Women’s and Children’s Hospital in Melbourne’s west.

The *2016-17 Budget* continues to demonstrate the Government’s commitment to important investments that will transform and shape Victoria.

Investing in safer communities

The Government will overhaul Victoria’s family violence system using the Royal Commission as a significant stepping stone for reform. This budget will start the process by providing capital funding of \$100 million to implement urgent recommendations from the Royal Commission.

The initial response package includes:

- \$49 million for rapid housing assistance that will deliver up to 130 new social housing dwellings;
- \$22 million over two years for accommodation for the homeless – this fund will support construction of 180 new units of crisis accommodation and upgrades of existing accommodation;
- \$15 million over two years to begin redeveloping existing refuges to the new core and cluster model; and
- \$9 million to renew or replace residential out-of-home care properties.

Investing in education

The *2016-17 Budget* invests \$895 million in asset funding for new and upgraded school facilities, including:

- \$385 million for upgrades to schools in poor condition or with poor functionality;
- \$287 million to construct new schools and acquire land for high-priority new schools in growth areas; and
- \$64 million for relocatable classrooms to alleviate immediate pressure in overcrowded schools.

There will also be \$63 million allocated to establish Tech schools across Victoria and \$18 million to build consultation rooms for the Doctors in Schools program for up to 100 secondary schools in disadvantaged areas.

Investing in transport

Regional rail investment

This budget invests \$961 million in better rail infrastructure across regional Victoria. This includes \$517 million for the Ballarat rail upgrade and \$229 million for additional VLocity regional trains. The Ballarat rail upgrade will duplicate the line from Deer Park West to Melton, upgrade stations at Bacchus Marsh, Ballan and Rockbank and undertake track improvements to increase reliability and allow more peak services.

Investing in public transport

The *2016-17 Budget* commits \$875 million for an additional 28 High Capacity Metro Trains bringing the total number of trains being procured under the project to 65. The project will provide all the trains needed for the Metro Tunnel, while \$98 million will be spent on additional X'Trapolis trains to continue the roll out on the rest of the metropolitan network.

This budget provides funding to improve and extend the metropolitan rail network, including \$588 million for the extension of the South Morang line to Mernda, \$136 million for the Hurstbridge line corridor upgrade and \$133 million for safety upgrades to the City Loop.

Reducing traffic congestion

The Government is negotiating with Transurban under the Market-led Proposals Guideline to build the \$5.5 billion Western Distributor, including the Monash Freeway Upgrade and upgraded connections to Webb Dock at the Port of Melbourne. In April 2016, the Government signed an in principle agreement with Transurban to govern future stages of project development. If final agreement is reached with Transurban the project will be funded through a combination of tolls on the new road connections, an extension to the CityLink concession and government contribution. The *2016-17 Budget* provides \$1.46 billion over the forward estimates for the project.

The Western Distributor tunnel will be Melbourne's second river crossing and will cut travel times from Geelong and the west. The full project provides a network-wide solution to reduce congestion along the M1 from Geelong to Pakenham, improving productivity, reducing travel times, taking trucks out of the inner west and creating 5 600 jobs. Up to \$400 million is included for the Monash Freeway upgrade to tackle congestion in Melbourne's south east.

Key arterial roads will be upgraded with \$589 million invested in upgrades to O'Herns Road, Thompsons Road, Yan Yean Road, Doherty's Road, Hallam Road and Plenty Road. This investment across the suburban road network will reduce travel times for residents and businesses.

Investing in health

The *2016-17 Budget* will give Goulburn Valley Health a significant boost, with \$169 million allocated for the Shepparton campus redevelopment which follows on from the planning and development funding allocated in the *2015-16 Budget*.

Funding has been provided for:

- a \$135 million contribution to the Victorian Heart Hospital, completing the Government's \$150 million commitment; and
- \$59 million to rebuild the Orygen Youth Mental Health facility.

In addition to these investments, a \$200 million Regional Hospital Infrastructure Fund will ensure rural hospitals can upgrade and modernise facilities to keep pace with a growing regional population.

Funding of \$61 million is provided for infrastructure works at Footscray and Sunshine hospitals and for planning the future redevelopment of Footscray hospital.

Independent and transparent prioritisation

In September 2015 Infrastructure Victoria was established. By establishing Infrastructure Victoria as an independent body tasked with developing a 30-year infrastructure strategy, the Government is giving Victoria the best opportunity to have the right infrastructure to remain a modern competitive economy.

The 30-year infrastructure strategy will identify a number of important projects determined through independent and robust research backed by extensive stakeholder consultation. The Government will prepare a 5-year infrastructure plan taking into consideration the 30-year strategy prepared by Infrastructure Victoria. The Government's 5-year infrastructure plan will be publicly disclosed.

Infrastructure Victoria has started its consultation process by releasing the paper *Laying the Foundations*, inviting submissions on the objectives that will guide the identification of key projects. This open and transparent process will ensure that the community is given a voice in identifying priority infrastructure needs. The strategy will be delivered in the final quarter of 2016.

Building information modelling

There has been significant interest nationally and globally in adopting and advancing processes and policies for using building information modelling technologies. Building information modelling (BIM) is a process that involves developing and maintaining digital representations of building and construction projects. The use of BIM and the information it produces supports collaboration and can generate efficiencies in design, construction and ongoing asset management.

BIM is gaining momentum in Victoria and across Australia and becoming better understood throughout the local infrastructure sector.

The Government recognises the opportunities that capability in BIM can provide to project delivery and asset management of public infrastructure in Victoria through digital modelling and data association.

Consistent with the Government's commitment in 2015-16, the pilot of BIM is underway on a number of projects in Victoria, and will continue through 2016-17. The pilot is providing the Government with an understanding of the opportunities to improve project efficiency, delivery outcomes and lifecycle management.

In addition to the pilot, in March 2016 the Government announced its commitment to advance the use of BIM in the Construction Technologies Sector Strategy, by developing a plan with industry to provide for greater uptake of BIM, and to build expertise in BIM technologies.

The pilot combined with the Construction Technologies Sector Strategy will inform and guide the Government on future directions with this capability. This work will be done in consultation with the Commonwealth Government.

Improving public infrastructure procurement

New infrastructure has a vital role in the Victorian economy lifting productivity, boosting economic growth and improving the standard of living for Victorians.

To ensure Victoria remains competitive and builds on its standard of living, it is important that infrastructure investment continues to be well targeted and efficient.

The Government understands that the infrastructure sector is a vital and necessary partner in delivering world-class infrastructure, and is well placed to inform the Government on contemporary and innovative policies and practices.

In 2016-17, the Government will collaborate with the infrastructure sector to explore opportunities to streamline and reduce costs to Government and the private sector from infrastructure procurement processes, to ensure more timely and efficient delivery of infrastructure projects.

OVERVIEW OF THE STATE CAPITAL PROGRAM

Table 1 summarises the 2016-17 Victorian public sector capital program. The total estimated investment (TEI) value of projects under way in 2016-17, excluding public private partnerships (PPPs) is between \$56.7 billion and \$57.7 billion. This figure includes new projects announced in the *2016-17 Budget* and previously announced projects still under construction. When PPPs are included, the total value of Victorian public sector capital projects under way or commencing in 2016-17 is up to \$60.2 billion.

This program of infrastructure investment enables government and industry to plan and allocate appropriate resources.

Table 1: Infrastructure investment by total estimated investment – summary

(\$ thousand)

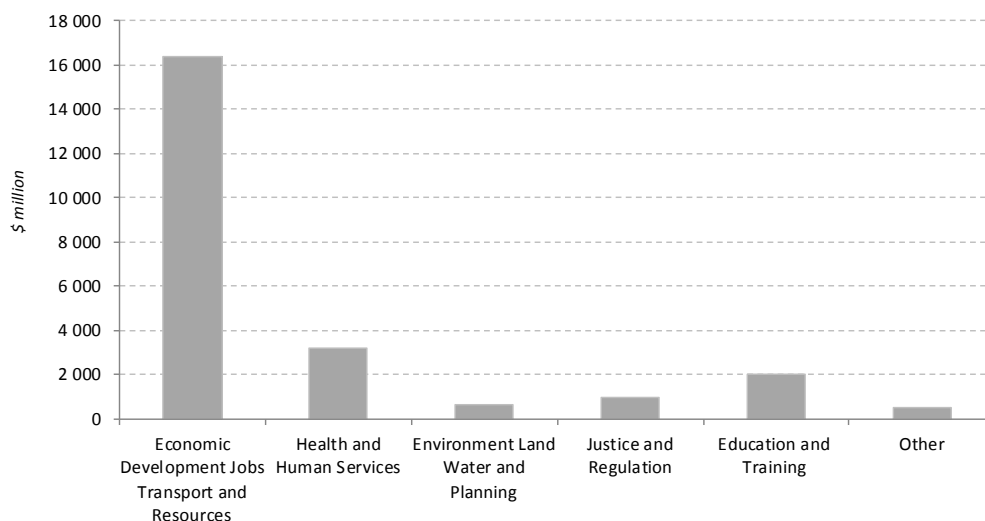
Sector	Total estimated investment	Estimated expenditure to 30.06.16	Estimated expenditure 2016-17	Remaining expenditure
General government				
New projects	9 357 050– 9 395 450	66 711	1 404 468	7 696 371
Existing projects	14 377 031– 15 377 031	4 186 008	3 021 786	7 112 331– 8 112 331
Public non-financial corporations				
New projects	5 574 622	105 905	967 305	3 626 412
Existing projects	27 359 566– 27 399 566	5 476 089	3 468 033	18 415 442– 18 455 442
Total new projects	14 931 672– 14 970 072	172 616	2 371 773	11 322 783
Total existing projects	41 736 597– 42 776 597	9 662 097	6 489 819	25 527 773– 26 567 773
Total projects	56 668 269– 57 746 669	9 834 713	8 861 592	36 850 556– 37 890 556

Source: Department of Treasury and Finance

Note: Totals do not include expenditure for projects with 'tbc' cash flows.

Chart 1 summarises the asset investment projects by department across the general government sector.

Chart 1: General government total estimated investment by department for new and existing projects 2016-17



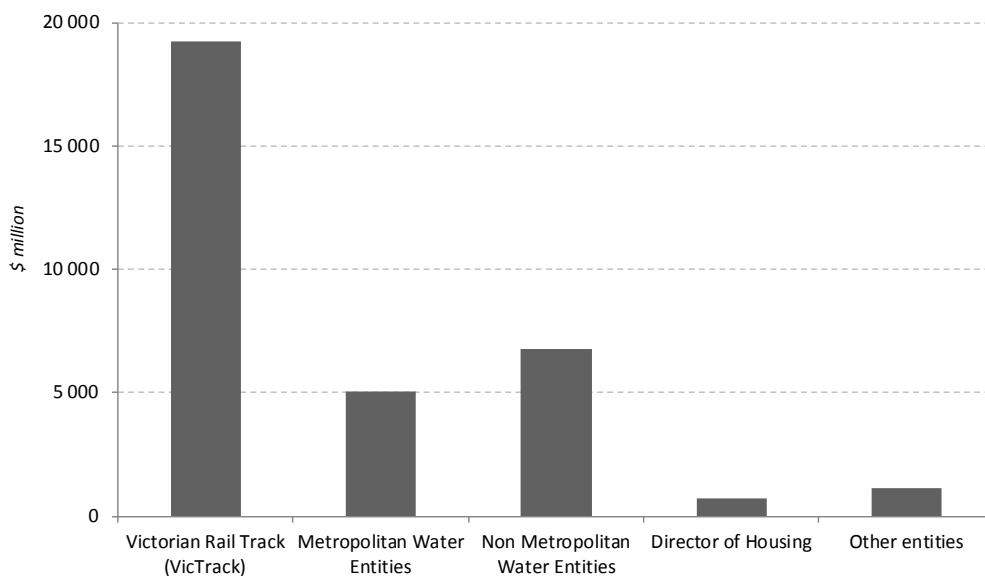
Source: Department of Treasury and Finance

The Department of Economic Development, Jobs, Transport and Resources accounts for the largest proportion of general government sector projects underway in 2016-17 (\$16.4–\$17.4 billion). This excludes significant investment in public transport infrastructure (such as the Metro Tunnel, rolling stock procurement and signalling upgrades) which is funded by the general government sector and owned by VicTrack.

The balance of the Victorian general government sector infrastructure program is invested in other key service delivery areas, including the education, health, justice and emergency services portfolios.

Chart 2 summarises the 2016-17 investment activity across the PNFC sector. This sector manages investment in water infrastructure across metropolitan and regional Victoria, public transport infrastructure (including trams and metropolitan and regional trains), ports and social housing.

Chart 2: PNFC sector total estimated investment for new and existing projects 2016-17



Source: Department of Treasury and Finance

Sources of funding

The State’s infrastructure program must have a long-term view given the long lead time to properly plan and execute major infrastructure projects. This requires significant long-term funding given the scale of the projects. The capital investment program is funded from a combination of sources including:

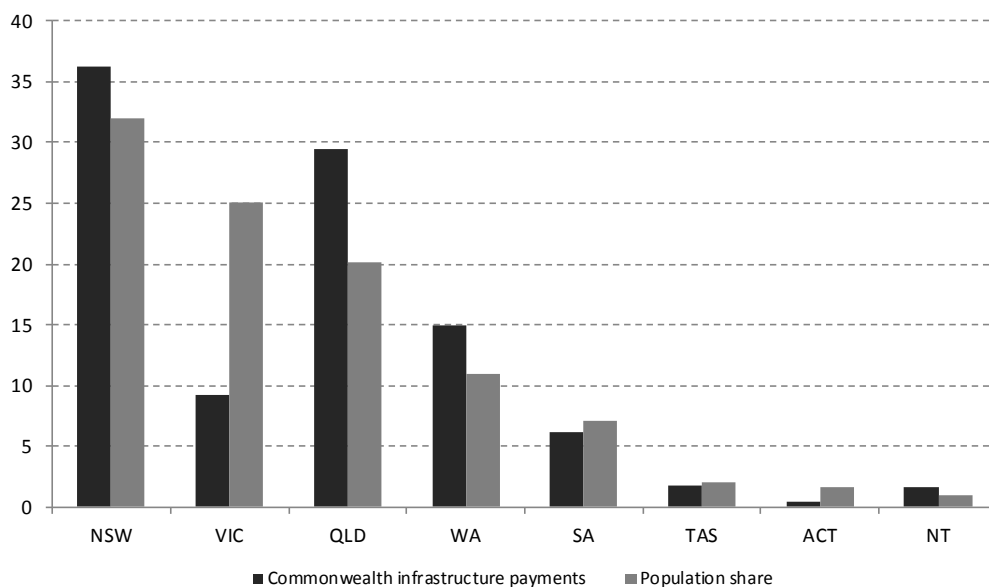
- operating cash flows (including Commonwealth funding);
- public sector borrowings;
- revenue from asset recycling; and/or
- private sector contributions.

The Government will continue to manage the mix of funding to meet our significant infrastructure needs. The funding of the capital program is discussed further in Budget Paper No. 2, Chapter 3 *Medium term asset investment strategy*.

Commonwealth funding

Victoria continues to press its case for a fairer share of Commonwealth infrastructure grant funding. Despite accounting for around 25 per cent of the Australian population, Victoria has historically received below its fair share of Commonwealth infrastructure funding. Based on the latest Commonwealth budget publication, the *Mid-Year Economic and Fiscal Outlook* (MYEFO), this continues over the forward estimates (Chart 3).

Chart 3: Share of Commonwealth infrastructure funding 2014-15 to 2018-19



Source: Department of Treasury and Finance

Note: Based on five-year average of funding from 2014-15 to 2018-19.

Public sector borrowings

Governments need to make large-scale investments that will deliver benefits well into the future. Many of the transformational projects that have shaped Victoria have been financed in part by debt. Prudent use of debt for major projects, while ensuring the State maintains its triple-A credit rating, is an important source of finance.

Whether financed through surpluses, debt or a combination, well-targeted investment in infrastructure not only improves living standards, it expands the productive capacity of the economy which grows the revenue base for future budgets. It also creates jobs now, and increases Victoria's job capacity in the future.

Asset recycling opportunities

Asset recycling is an important funding source for the Government's infrastructure program. The Government is offering a 50-year lease over the Port of Melbourne's operations. Lease proceeds will go to the Victorian Transport Fund to support the Metro Tunnel and other key infrastructure initiatives in our cities and regions.

The former government sold the Rural Finance Corporation in 2014 and the proceeds will be invested in new productive economic infrastructure including the Murray Basin Rail Project.

Asset recycling is boosted by the Commonwealth Government's asset recycling initiative that gives financial incentives to state and territory governments to divest assets and reinvest the proceeds in new productive economic infrastructure.

The Government will continue to explore opportunities for asset recycling and investing the proceeds in priority infrastructure projects. Capital tied up in mature businesses can be recycled to build new infrastructure for the benefit of the community. This is particularly beneficial where the private sector can operate the assets or businesses more efficiently.

Market-led proposals

In November 2015, the Government released a revised Market-led Proposals Guideline. The Guideline provides a transparent framework for assessing proposals from the private sector for a project or service that offers something genuinely unique and of value to Victorians.

The Guideline identifies priority areas where the Government welcomes proposals from the private sector, and introduces a new opportunity for innovative ideas to be submitted without the need for a full proposal.

The revisions address recommendations made by the Victorian Auditor-General in August 2015.

CityLink–Tulla widening project

The CityLink–Tulla widening project will widen CityLink and the Tullamarine Freeway and introduce a freeway management system. It will build capacity, boost performance and improve safety on one of Melbourne’s busiest roads. The total cost of the project is around \$1.3 billion. Construction is under way, with Transurban’s works on CityLink and the West Gate Freeway commencing in October 2015. A contract for the state works to widen the Tullamarine Freeway to Melbourne Airport was awarded in February 2016. Construction will be completed in 2018.

Western Distributor project

The Western Distributor will provide a much needed alternative to the West Gate Bridge. The project involves a second river crossing, widening the West Gate Freeway from 8 to 12 lanes, and other works providing connections to CityLink, the western edge of the central business district and to Webb Dock at the Port of Melbourne. The project includes the Monash Freeway upgrade to widen the Monash Freeway from the EastLink interchange to Clyde Road in Berwick, providing a network-wide solution to reduce congestion along the M1 from Geelong to Pakenham.

The \$5.5 billion project is anticipated to be funded through a combination of tolls on the new road connections, an extension to the CityLink concession and a government contribution. The *2016-17 Budget* includes funding of \$1.46 billion over the forward estimates towards the project.

The Government is negotiating with Transurban under the Market-led Proposals Guideline. The tender process for the design and construction is expected to commence in May 2016. The Government will complete its assessment of the market-led proposal at the conclusion of the tender process. The Government has committed to proceed with the Western Distributor either with Transurban or under alternative delivery approaches that were considered in the business case.

The Government has commenced the process to obtain statutory planning and environmental approvals for the project. Construction is expected to commence in early 2018 and be completed in 2022.

Public private partnerships

The Government will continue to procure infrastructure and services through public private partnerships (PPPs) where such partnerships achieve value for money for Victorian taxpayers.

The Government uses PPPs to contract with the private sector to provide infrastructure and related services. Private finance does not represent an additional funding source. The majority of PPP projects are government funded through availability payments, financed by the private sector and recognised as a finance lease in the government’s accounts.

The Metro Tunnel project’s tunnel and stations work package will be procured through an availability PPP. The private sector will be invited to design, build, finance and maintain two nine-kilometre tunnels and five underground stations at Arden, Parkville, CBD North, CBD South and Domain.

The High Capacity Metro Trains project is being procured as an availability PPP project. The successful consortium will be contracted to undertake the design, financing, manufacture and commissioning of 65 High Capacity Metropolitan Trains, the Pakenham East Depot and Simulator and the Calder Park Light Service Facility. The consortium will be responsible for maintenance. The contract is expected to be executed in November 2016, with the first train to be delivered in 2018. The project will provide a dedicated fleet to meet growing demand on the Cranbourne-Pakenham corridor and later on the Sunbury line, and providing all the trains required for the Metro Tunnel.

The Casey Hospital Expansion will increase the floor area of the existing facility by approximately 12 700 square metres (35 per cent) and add 96 beds, four new operating theatres and a new central sterile services department. Negotiations are progressing based on a modification under the current PPP contract.

The Melbourne Convention and Exhibition Centre – Stage 2 development will construct an additional 9 000 square metres of flexible exhibition space including a multi-purpose facility with 900 retractable seats and 200 additional moveable seats, concourse, exhibitor and support areas. This expansion will provide additional capacity to the Melbourne Convention and Exhibition Centre. Negotiations are progressing to deliver the expansion as a modification under the current PPP contract.

In addition, the Government is exploring other opportunities to partner with the private sector for government services. For example, the Government is developing a strategic program business case that will investigate options for bundling packages of outer metropolitan arterial road upgrades and long-term maintenance under an availability-style public private partnership to leverage the private sector’s innovation, whole-of-life efficiencies and expertise.

Table 2 lists the current PPP projects in construction and procurement.

Table 2: Public private partnerships in construction and procurement

<i>Projects</i>
In construction
Bendigo Hospital redevelopment
CityLink–Tulla widening
New Schools PPP Project
Ravenhall Prison
Victorian Comprehensive Cancer Centre
In procurement
High Capacity Metro Trains (HCMT) Project
Melbourne Convention and Exhibition Centre – Stage 2 development
Casey Hospital Expansion
Western Distributor
Upcoming procurement
Melbourne Metro Tunnel

Source: Department of Treasury and Finance

COVERAGE OF BUDGET PAPER NO. 4

Chapters 2 and 3 detail the general government and PNFC sector projects.

For each sector, department or agency, the chapters list capital investments as either:

- new – projects announced by the Government as part of the *2016-17 Budget*; or
- existing – projects that have previously been announced and construction is continuing at 1 July 2016.

For each sector, department or agency, projects completed since the *2015-16 Budget* (or expected to be completed by 30 June 2016) are also listed.

The projects are listed with their location and grouped according to the entity responsible for the project. Details of TEIs are provided with projected expenditure to 30 June 2016 and beyond except for projects where expenditure is yet to be disclosed due to commercial sensitivities. Expected completion dates are also listed.

Budget Paper No. 4 does not include capital grants paid to entities outside the Victorian State Government.

In Chapters 2 and 3, there can be apparent differences between cash flows and the estimated completion date. These differences arise because of differences between practical and financial completion dates or where funding from non-State Government sources, including the Commonwealth, is received in the later stages of the project after State Government funding ceases.

Note the capital TEIs do not include associated output funding which may be included in other budget papers.

GENERAL GOVERNMENT CAPITAL PROGRAM

Table 3 summarises the value of projects in 2016-17 by department.

Chapter 2 lists projects funded through the annual state budget for each major agency in the general government sector. Total capital expenditure recorded in each agency's financial statements includes other capital expenditure. This includes expenditure relating to an agency's ongoing capital programs (such as minor works, refurbishments and vehicle fleet purchases) and capital expenditure of outer budget entities (such as schools and hospitals) funded through their own revenue sources, such as donations.

The individual new and existing capital projects listed in Chapter 2 and summarised in Table 3 predominantly comprise projects funded by government through the annual state budget process where the resulting asset or infrastructure is owned and managed by a general government sector agency. This includes schools, prisons, roads, hospitals, courts and police stations. The Government also funds infrastructure (including major public transport infrastructure) where the resulting assets are accounted for in the PNFC sector. These projects, although funded through the annual budget process, are listed in Chapter 3 against the relevant PNFC entity.

The measure of general government infrastructure investment includes:

- net investment in assets for the general government sector (which appears in the government sector financial statements as 'Cash flows from investments in non-financial assets');
- funding provided through the budget for PNFC sector infrastructure (which appears in the government sector financial statements as 'Cash flows from investments in financial assets for policy purposes'); and
- estimated construction costs for PPP projects.

Table 3: General government capital program 2016-17 – summary

(\$ thousand)

<i>Department/entity</i>	<i>Total estimated investment</i>	<i>Estimated expenditure to 30.06.16</i>	<i>Estimated expenditure 2016-17</i>	<i>Remaining expenditure</i>
Economic Development Jobs Transport and Resources				
New projects	6 715 943– 6 754 343	18 000	506 340	6 002 103
Existing projects	9 683 818– 10 683 818	1 966 884	1 787 976	5 872 052– 6 872 052
Education and Training				
New projects	895 000	33 650	337 348	524 002
Existing projects	1 137 501	460 223	411 027	266 251
Environment, Land, Water and Planning				
New projects	249 342	4 053	59 732	185 557
Existing projects	398 174	48 720	47 251	302 203
Health and Human Services				
New projects	987 543	400	227 335	759 808
Existing projects	2 221 084	1 182 241	498 033	540 810
Justice and Regulation				
New projects	321 426	10 008	142 362	169 056
Existing projects	647 696	375 549	200 229	71 918
Premier and Cabinet				
New projects	15 000	..	15 000	..
Existing projects	7 680	1 508	3 032	3 140
Treasury and Finance				
New projects	2 625	..	750	1 875
Existing projects	11 982	1 448	3 163	7 371
Parliament				
New projects	45 464	..	28 714	16 750
Existing projects
Country Fire Authority				
New projects	89 191	..	55 507	33 684
Existing projects	152 078	117 738	20 397	13 943
Courts				
New projects	8 385	..	4 849	3 536
Existing projects	78 174	22 194	38 437	17 543
Metropolitan Fire and Emergency Services Board				
New projects	27 131	600	26 531	..
Existing projects	38 844	9 503	12 241	17 100
Total new projects	9 357 050– 9 395 450	66 711	1 404 468	7 696 371
Total existing projects	14 377 031– 15 377 031	4 186 008	3 021 786	7 112 331– 8 112 331
Total projects	23 734 081– 24 772 481	4 252 719	4 426 254	14 808 702– 15 808 702

Source: Department of Treasury and Finance

Note: Totals do not include expenditure for projects with 'tbc' cash flows.

Table 4 reconciles key measures of general government sector capital/infrastructure expenditure in the *2016-17 Budget*, including the general government sector estimates presented in Budget Paper No. 4 and the measures of general government sector infrastructure investment.

Table 4: Reconciliation of general government sector capital expenditure aggregates – 2016-17 to 2019-20

	(\$ million)				
	2016-17	2017-18	2018-19	2019-20	Reference
Estimated expenditure on general government sector projects identified in Budget Paper No.4	4 426.3	na	na	na	Budget Paper No. 4, Chapter 1, Table 3
Plus					
Other capital expenditure ^(a)	2 780.0	na	na	na	
Equals					
Cash flows from purchases of non-financial assets	7 206.2	7 078.9	6 542.3	5 489.2	Budget Paper No. 5, Table 1.3
Less					
Sales of non-financial assets	(486.7)	(745.7)	(440.4)	(237.0)	Budget Paper No. 5, Table 1.3
Equals					
Cash flows from investments in non-financial assets	6 719.5	6 333.2	6 101.9	5 252.2	Budget Paper No. 5, Table 1.3
Plus					
Net cash flows from investments in financial assets for policy purposes	(391.0)	(1 555.6)	(1 676.0)	(1 601.9)	Budget Paper No. 5, Table 1.3
Equals					
Total net investment in fixed assets	6 328.5	4 777.6	4 425.9	3 650.3	Budget Paper No. 5, Table 1.3
Plus					
PPP and other investment ^(b)	1 134.7	2 962.5	2 953.4	3 469.7	Department of Treasury and Finance
Equals					
Government infrastructure investment ^(c)	7 463.2	7 740.0	7 379.3	7 120.0	Budget Paper No. 2, Table 4.1

Notes:

(a) This includes the aggregate value of other capital expenditure identified for each department in Chapter 2. It also includes capital expenditure by regulatory bodies and other part budget funded agencies not listed in Budget Paper No. 4 (such as Parks Victoria and Emergency Services Telecommunications Authority), net of contingencies not allocated to departments.

(b) Includes PPP infrastructure investment and other commercially sensitive items.

(c) In Budget Paper No. 2, amount is displayed in billions, rounded to one decimal point.

High-value and high-risk projects

There is ongoing oversight of the State's high-value and high-risk projects. Table 5 lists the current major high-value and high-risk projects.

Table 5: Major high-value and high-risk projects

<i>Project</i>
Department of Economic Development, Jobs, Transport and Resources^(a)
Ballarat rail upgrade
Bayswater Package Alliance Level Crossing Removals
Caulfield-Dandenong level crossing removals and rail infrastructure and conventional signalling upgrades – Cranbourne-Pakenham line
Chandler Highway Bridge duplication
City Loop fire and safety upgrade (Stage 2) including fire alarm
CityLink-Tulla widening
Dingley bypass
Drysdale Bypass
High Capacity Metro Trains (HCMT) project
Hurstbridge Corridor Upgrade
M80 Upgrade – Sunshine Avenue to Calder Freeway
Main Road Package Alliance Level Crossing Removals
Melbourne Convention and Exhibition Centre – Stage 2
Melbourne Metro Tunnel
Mernda Rail Link
Murray Basin Rail Project
Non-urban train radio renewal
North Road Package Alliance Level Crossing Removals
Port Capacity (Webb Dock) – (PoMC)
Princes Highway Duplication – Winchelsea to Colac
Public Transport Ticketing Retender
Regional Rolling Stock
Thompsons Road duplication
Tram Fleet Procurement – Stage 1
Tram Fleet Procurement – Stage 2
Trial of high capacity signalling
Western Distributor
Western Highway duplication – Beaufort to Buangor
Yan Yean Road duplication
Department of Environment, Land, Water and Planning
Goulburn-Murray Water Connections Project
Department of Education and Training
New Schools PPP project

Project

Department of Health and Human Services

Bendigo Hospital
Box Hill Hospital Redevelopment
Casey Hospital expansion
Goulburn Valley Health (Shepparton) Redevelopment
Joan Kirner Women's and Children's Hospital
Melbourne Park Redevelopment – Stage 2
Monash Children's Hospital
Parkville Precinct Electronic Medical Record
Royal Children's Hospital Clinical Information – Electronic Medical Record System
Royal Victorian Eye and Ear Hospital Redevelopment
Victorian Comprehensive Cancer Centre
Victorian Heart Hospital

Department of Justice and Regulation

Ravenhall – New Male Prison
Victorian Infringement Enforcement System for IMES reform

Department of Premier and Cabinet

Service Victoria

Source: Department of Treasury and Finance

Note:

(a) Only some packages within the Level Crossing Removal Program will be categorised as high value high risk.

PUBLIC NON-FINANCIAL CORPORATIONS CAPITAL PROGRAM

The public non-financial corporations (PNFC) sector largely funds its investment in new infrastructure through operating cash flows, borrowings, revenue from asset sales and State and Commonwealth Government funding and grants.

For significant investments, PNFC entities are required to submit a detailed business case for the Treasurer's approval. The Department of Treasury and Finance reviews and evaluates these business cases and makes recommendations to the Treasurer. The threshold above which business cases are required is set for each entity according to a four-tiered approach, being \$5 million, \$10 million, \$20 million or \$50 million, depending on the relative size and risk of the PNFC entity. The four thresholds have been developed so that the business case review and approval process focuses on those projects that are complex, high value and/or high risk.

Table 6 summarises the value of the 2016-17 capital projects by PNFC entity.

Projects with a TEI equal to or greater than \$1 million are listed individually. The estimated expenditure on other capital is also detailed in each entity's table of projects.

Changes in TEI and project priorities, for example estimated completion dates, may occur from year to year, subject to approval by the entity's board.

Information for ongoing projects, such as upgrade or maintenance works, is provided by the entity based upon the budget estimates period, using planning data where appropriate.

Table 6: Public non-financial corporations capital program 2016-17 – summary

(\$ thousand)

<i>Agency</i>	<i>Total estimated investment</i>	<i>Estimated expenditure to 30.06.16</i>	<i>Estimated expenditure 2016-17</i>	<i>Remaining expenditure</i>
Barwon Region Water Corporation				
New projects	113 029	5 016	19 103	88 910
Existing projects	775 312	170 382	105 535	499 395
Cemeteries				
New projects	13 136	..	12 486	650
Existing projects	1 189	240	949	..
Central Gippsland Region Water Corporation				
New projects	76 605	5 463	4 411	66 731
Existing projects	442 536	160 563	30 354	251 619
Central Highlands Region Water Corporation				
New projects
Existing projects	258 135	124 041	22 094	112 000
City West Water Limited				
New projects	19 290	300	15 878	3 112
Existing projects	267 151	194 000	37 861	35 290
Coliban Region Water Corporation				
New projects
Existing projects	260 411	116 412	24 000	119 999
Director of Housing				
New projects	267 717	48 750	187 087	31 880
Existing projects	445 621	270 903	43 646	131 072
East Gippsland Region Water Corporation				
New projects	1 645	..	1 645	..
Existing projects	29 052	..	7 141	21 911
Gippsland and Southern Rural Water Corporation				
New projects	11 065	66	823	10 176
Existing projects	58 410	35 513	14 056	8 841
Goulburn-Murray Rural Water Corporation				
New projects	68 331	..	25 800	42 531
Existing projects	1 030 729	738 916	97 428	194 385
Goulburn Valley Region Water Corporation				
New projects	32 126	966	3 195	27 965
Existing projects	620 727	46 230	34 686	539 811
Grampians Wimmera Mallee Water Corporation				
New projects	83 508	500	31 090	51 918
Existing projects	55 484	22 713	21 410	11 361
Lower Murray Urban and Rural Water Corporation				
New projects	11 911	..	8 536	3 375
Existing projects	232 394	146 492	21 231	64 671

<i>Agency</i>	<i>Total estimated investment</i>	<i>Estimated expenditure to 30.06.16</i>	<i>Estimated expenditure 2016-17</i>	<i>Remaining expenditure</i>
Melbourne Water Corporation				
New projects	1 380 850	..	99 428	1 281 422
Existing projects	2 279 690	..	395 985	1 883 705
North East Region Water Corporation				
New projects	6 463	..	1 692	4 771
Existing projects	68 580	12 958	18 383	37 239
Places Victoria				
New projects
Existing projects	37 920	3 662	23 031	11 227
Port of Melbourne Corporation				
New projects	36 978	..	36 978	..
Existing projects	679 118	522 891	156 227	..
South East Water Limited				
New projects	41 568	41 568
Existing projects	1 057 522	142 529	169 301	745 692
South Gippsland Region Water Corporation				
New projects	61 798	1 500	8 024	52 274
Existing projects	123 330	25 089	4 750	93 491
Victorian Rail Track (VicTrack)				
New projects	2 882 424	43 344	476 910	1 487 170
Existing projects	16 332 431– 16 372 431	2 319 886	1 755 239	12 257 306– 12 297 306
Victorian Regional Channels Authority				
New projects	16 000	16 000
Existing projects
V/Line				
New projects
Existing projects	14 800	12 500	2 300	..
Wannon Region Water Corporation				
New projects	7 000	..	4 570	2 430
Existing projects	41 192	8 577	18 597	14 018
Western Region Water Corporation				
New projects	420 762	..	20 723	400 039
Existing projects	365 956	49 517	58 850	257 588
Westernport Region Water Corporation				
New projects	10 676	..	2 386	8 290
Existing projects	36 649	11 106	..	25 542
Yarra Valley Water Limited				
New projects
Existing projects	1 493 027	247 540	303 619	941 868

<i>Agency</i>	<i>Total estimated investment</i>	<i>Estimated expenditure to 30.06.16</i>	<i>Estimated expenditure 2016-17</i>	<i>Remaining expenditure</i>
Other public non-financial corporations				
New projects	11 740	..	6 540	5 200
Existing projects	352 200	93 429	101 360	157 411
Total new projects	5 574 622	105 905	967 305	3 626 412
Total existing projects	27 359 566–	5 476 089	3 468 033	18 415 442–
	27 399 566			18 455 442
Total projects	32 934 188–	5 581 994	4 435 338	22 041 854–
	32 974 188			22 081 854

Source: Department of Treasury and Finance

Note: Totals do not include expenditure for projects with 'tbc' cash flows.

CHAPTER 2 – GENERAL GOVERNMENT CAPITAL PROGRAM 2016-17

DEPARTMENT OF ECONOMIC DEVELOPMENT, JOBS, TRANSPORT AND RESOURCES

New projects

(\$ thousand)

	<i>Total estimated investment</i>	<i>Estimated expenditure to 30.06.16</i>	<i>Estimated expenditure 2016-17</i>	<i>Remaining expenditure</i>	<i>Estimated completion date</i>
Access to Medicinal Cannabis (statewide)	1 850	..	1 850	..	qtr 4 2016-17
Bacchus Marsh Traffic Improvements Project (Bacchus Marsh) ^(a)	12 800	100	3 200	9 500	qtr 4 2018-19
Bridge strengthening for E-Class trams (metro various)	1 800	..	1 800	..	qtr 4 2016-17
Building Our Regions (non-metro various)	51 076	..	29 038	22 038	qtr 4 2017-18
Collections Storage Victoria – phase 1 (statewide)	23 000	..	12 000	11 000	qtr 4 2017-18
Drysdale Bypass (Drysdale) ^(b)	102 560	..	4 420	98 140	qtr 4 2019-20
Guaranteeing Victoria’s food export future – Biosecurity (statewide)	4 867	..	4 517	350	qtr 4 2017-18
Midland Highway/Napier Street improvement works (Bendigo)	12 000	..	1 000	11 000	qtr 4 2018-19
Modernising Earth Resources Management (statewide)	2 400	..	900	1 500	qtr 4 2017-18
Murray River Bridges – Yarrawonga and Mulwala Bridge (non-metro various)	625	..	625	..	qtr 4 2016-17

	<i>Total estimated investment</i>	<i>Estimated expenditure to 30.06.16</i>	<i>Estimated expenditure 2016-17</i>	<i>Remaining expenditure</i>	<i>Estimated completion date</i>
Outer suburban arterial roads package: ^(c)					
– Dohertys Road Improvement (Laverton North)	50 090	..	tbc	tbc	tbc
– Hallam Road Duplication (Hampton Park)	38 400	..	tbc	tbc	tbc
– Plenty Road Upgrade (Mill Park)	101 010– 139 410	..	tbc	tbc	tbc
– Planning funding (metro various): Armstrong-Ison Arterial Derrimut Road Duplication Dohertys Road Improvement (Stage 2) Duncans Road Interchange Golf Links Road Upgrade Hallam Road Duplication (Stage 2) Leakes Road Duplication Monash Freeway Pavement Works Narre Warren-Cranbourne Road Nepean Highway Improvement Plan Palmers Road Upgrade Western Port Highway Interchange	10 000	..	10 000	..	qtr 4 2016-17
Napier Street Bendigo Duplication (Bendigo) ^(b)	17 212	..	3 242	13 970	qtr 4 2018-19
O'Herns Road upgrade (Epping) ^(d)	77 750	..	7 400	70 350	qtr 4 2018-19
Regional overtaking lanes (non-metro various)	48 076	..	4 808	43 268	qtr 4 2018-19
Registration system upgrades (statewide)	7 350	..	7 350	..	qtr 4 2016-17
Road and rail minor works – roads (statewide) ^(b)	6 430	..	3 230	3 200	qtr 4 2018-19
Road Restoration and Road Surface Replacement (statewide)	48 077	..	45 000	3 077	qtr 4 2017-18
Road Safety (statewide) ^(e)	266 000	..	49 000	217 000	qtr 4 2020-21
Streamlining Hoddle Street (Richmond) ^(b)	56 210	..	11 240	44 970	qtr 4 2018-19
Sustainable Hunting Action Plan (statewide)	1 900	..	400	1 500	qtr 4 2017-18
Thompsons Road duplication (Lyndhurst) ^(b)	148 300	..	30 700	117 600	qtr 4 2018-19

	<i>Total estimated investment</i>	<i>Estimated expenditure to 30.06.16</i>	<i>Estimated expenditure 2016-17</i>	<i>Remaining expenditure</i>	<i>Estimated completion date</i>
Western Distributor (metro various) ^(f)	5 500 000	17 900	262 000	5 220 100	2 022
– Monash Freeway upgrade – EastLink to Clyde Road (metro various)	tbc	tbc	tbc	tbc	qtr 2 2018-19
– Webb Dock access improvements (Port Melbourne)	61 500	17 900	43 600	..	qtr 2 2017-18
– Western Distributor – main works including tunnel (metro various)	tbc	tbc	tbc	tbc	2 022
Yan Yean Road duplication (Plenty) ^(b)	126 160	..	12 620	113 540	qtr 4 2019-20
Total new projects ^(g)	6 715 943– 6 754 343	18 000	506 340	6 002 103	

Source: Department of Economic Development, Jobs, Transport and Resources

Notes:

- (a) TEI includes \$10.240 million of Commonwealth funding.
- (b) Balance of election commitment was delivered in the 2015-16 Budget.
- (c) Funding for these projects is being held in central contingency pending the outcome of a strategic business case which will assess a range of procurement options, including procurement using a private public partnership (PPP) availability model. Project cash flows will be determined following confirmation of final procurement model. Funding will be released progressively as planning is completed.
- (d) The TEI represents total value of the project and is subject to matching Commonwealth Government funding.
- (e) Initiative is to be funded and delivered by the Transport Accident Commission.
- (f) The project is anticipated to be funded through a combination of tolls on the new road connections, an extension to CityLink concession and a government contribution. The cash flows in this table represent the State's expected contribution over the forward estimates.
- (g) Totals do not include expenditure for projects with 'tbc' cash flows.

Existing projects

(\$ thousand)

	Total estimated investment	Estimated expenditure to 30.06.16	Estimated expenditure 2016-17	Remaining expenditure	Estimated completion date
Arts and cultural facilities maintenance fund (statewide) ^(a)	18 318	3 150	5 168	10 000	qtr 4 2018-19
Arts Centre Melbourne building services upgrade (Melbourne)	16 439	9 850	6 589	..	qtr 4 2016-17
Avalon Airport Rail Link – transport corridor protection (Avalon)	1 300	325	650	325	qtr 4 2017-18
Ballarat West Employment Zone (Ballarat)	30 169	21 733	6 750	1 686	qtr 4 2017-18
Box Hill to Ringwood Bikeway (metro various)	14 800	3 990	10 044	766	qtr 4 2016-17
Bridge strengthening for freight efficiency (statewide) ^(b)	73 160	26 933	34 038	12 189	qtr 4 2017-18
Bus package (statewide)	15 000	8 000	5 000	2 000	qtr 4 2017-18
Calder Highway interchange Ravenswood (Ravenswood) ^(c)	86 000	23 284	40 110	22 606	qtr 2 2017-18
Cardinia Road upgrade – stage 2 (Cardinia)	9 400	5 702	3 198	500	qtr 2 2016-17
Chandler Highway upgrade (Alphington, Kew)	110 000	4 020	15 201	90 779	qtr 2 2018-19
CityLink-Tulla widening project – CityLink Tunnel to Melbourne Airport (metro various) ^(d)	496 924	73 605	232 904	190 415	qtr 2 2017-18
Crash and Trauma Education Centre (statewide) ^(e)	45 880	1 488	9 488	34 904	qtr 4 2018-19
Doncaster Area Rapid Transit (metro various)	41 500	32 716	8 784	..	qtr 4 2016-17
Echuca-Moama bridge (Echuca) ^(f)	96 000	96 000	qtr 4 2021-22
In-taxi data collection (statewide) ^(g)	4 464	4 464	qtr 1 2016-17
Level Crossing Removal Program (metro various) ^(h)	5 000 000– 6 000 000	302 700	636 000	4 061 300– 5 061 300	qtr 2 2022-23
Level crossing removal projects (metro various) ⁽ⁱ⁾	659 319	344 766	246 800	67 753	qtr 4 2016-17
Lysterfield Lake Park – land purchase (Lysterfield)	3 000	1 860	60	1 080	qtr 4 2035-36
M80 upgrade – Sunshine Avenue to Calder Fwy (Sunshine North) ^(j)	300 000	3 015	125 385	171 600	qtr 2 2018-19
Marine pollution response capability (statewide)	3 374	1 007	2 157	210	qtr 4 2017-18
Melbourne Exhibition Centre – stage 2 development (Southbank) ^(k)	tbc	tbc	tbc	tbc	tbc

	<i>Total estimated investment</i>	<i>Estimated expenditure to 30.06.16</i>	<i>Estimated expenditure 2016-17</i>	<i>Remaining expenditure</i>	<i>Estimated completion date</i>
Metro Level Crossing Blitz program (metro various)	68 810	63 670	5 140	..	qtr 4 2016-17
Museum Victoria exhibition renewal (Carlton)	18 000	4 500	6 600	6 900	qtr 4 2018-19
Optimising transport network performance – congestion package (statewide)	79 750	13 259	30 337	36 154	qtr 2 2018-19
Parkville Gardens (Commonwealth Games Village) – social housing component – construction (Parkville)	43 520	32 464	1 567	9 489	qtr 4 2017-18
Port-Rail shuttle (metropolitan intermodal system) (metro various) ^(l)	58 000	1 094	tbc	tbc	tbc
Princes Highway duplication project – Winchelsea to Colac (non-metro various) ^(m)	349 490	27 363	74 537	247 590	qtr 4 2018-19
Princes Highway East – Traralgon to Sale duplication (non-metro various) ⁽ⁿ⁾	260 000	166 280	30 903	62 817	qtr 4 2018-19
Princes Highway East (Sand Road interchange) (non-metro various) ^(o)	30 000	9 921	10 444	9 635	qtr 4 2016-17
Priority roads upgrades (statewide) ^(p)	6 169	3 188	1 371	1 610	qtr 3 2016-17
Relieving congestion on suburban roads (metro various)	19 824	12 982	4 629	2 213	qtr 3 2016-17
Road and rail minor works fund – road (statewide)	28 941	7 817	13 904	7 220	qtr 3 2017-18
Road Safety Strategy 2013-22 (statewide)	710 643	203 798	92 017	414 828	qtr 2 2022-23
Royal Exhibition Building Protection and Promotion Project (Melbourne)	20 000	8 769	11 231	..	qtr 4 2016-17
Safer Country Crossings Program (statewide)	50 030	5 250	12 650	32 130	qtr 4 2018-19
Sneydes Road Interchange (Point Cook)	44 862	37 286	1 300	6 276	qtr 1 2016-17
State Library of Victoria redevelopment (Melbourne)	83 100	2 260	12 100	68 740	qtr 2 2019-20
Thompsons Road duplication – planning and early works (Lyndhurst) ^(q)	20 480	5 480	10 000	5 000	qtr 4 2017-18
Transport solutions – regional roads package (non-metro various) ^(r)	50 000	35 305	13 699	996	qtr 4 2017-18
Transport solutions (statewide) ^(s)	16 402	15 707	695	..	qtr 2 2016-17
West Gate Distributor – Northern section (Footscray) ^(t)	38 450	8 068	17 156	13 226	qtr 4 2016-17

	Total estimated investment	Estimated expenditure to 30.06.16	Estimated expenditure 2016-17	Estimated Remaining expenditure	Estimated completion date
Western Highway duplication – Ballarat to Stawell (non-metro various) ^(u)	662 300	429 815	49 370	183 115	qtr 3 2018-19
Total existing projects ^{(v)(w)}	9 683 818– 10 683 818	1 966 884	1 787 976	5 872 052– 6 872 052	
Total Department of Economic Development, Jobs, Transport and Resources projects	16 399 761– 17 438 161	1 984 884	2 294 316	11 874 155– 12 874 155	
Other capital expenditure ^(x)	na	na	1 152 226	na	various
Total 2016-17 Department of Economic Development, Jobs, Transport and Resources capital expenditure			3 446 542		

Source: Department of Economic Development, Jobs, Transport and Resources

Notes:

- (a) TEI is reduced by \$1.682 million due to the transfer of funds from capital to output funding.
- (b) TEI includes \$32.892 million of Commonwealth funding. Total TEI increased by \$0.37 million.
- (c) TEI includes \$45.000 million of Commonwealth funding.
- (d) TEI includes \$200.000 million of Commonwealth funding and covers the total funding of the state delivered components of the project.
- (e) Initiative is to be funded and delivered by the Transport Accident Commission. The specific site for this centre is to be determined.
- (f) TEI represents State funding commitment for the project. Funding contributions from the Commonwealth and New South Wales governments will be required to complete this project.
- (g) Project was included in last year's completed project list but estimated completion date has been revised due to project delays.
- (h) The TEI includes funding approved as part of the Getting On With It Initiative. Funding will be released progressively as planning for packages of work are completed and projects released to market for tender.
- (i) TEI represents funding provided for level crossing removals Blackburn Road (Blackburn), Burke Road (Glen Iris), Main Road (St Albans) and North Road (Ormond). Burke Road (Glen Iris) level crossing removal is expected to be completed before 30 June 2016. TEI includes \$151.000 million of Commonwealth funding for Main Road (St Albans).
- (j) TEI includes \$150 million of Commonwealth funding.
- (k) Funding provision has been set aside for this project.
- (l) Project is on hold pending lease of Port of Melbourne transaction. A port rail access strategy will follow the Port of Melbourne lease transaction.
- (m) TEI includes \$181.735 million of Commonwealth funding.
- (n) TEI includes \$210.000 million of Commonwealth funding.
- (o) TEI includes \$22.500 million of Commonwealth funding.
- (p) The TEI includes Commonwealth funding of \$3.213 million.
- (q) Additional funding for Thompsons Road (Lyndhurst level crossing removal procured as part of the duplication project will be funded from the Level Crossing Removal Program budget.
- (r) TEI includes \$37.500 million of Commonwealth funding.
- (s) TEI includes \$0.200 million from other sources.
- (t) Involves upgrades to Shepherd Bridge and Whitehall Street. Along with the Western Distributor project, this initiative will increase freight and port efficiency through improved truck access to the Port of Melbourne and improve safety for cyclists and pedestrians.
- (u) TEI includes \$501.300 million of Commonwealth funding.
- (v) Regional Connectivity Program (statewide) and Maintaining ocean access for Gippsland Lakes (Lakes Entrance) no longer appear as capital projects as the remaining components of the project have been transferred from capital to output funding.
- (w) Totals do not include expenditure for projects with 'tbc' cash flows and TEI.
- (x) Other capital expenditure includes projects being undertaken in Department of Economic Development, Jobs, Transport and Resources entities but funded through the Department, as well as investment to maintain and upgrade the existing asset base.

Completed projects

Bellbrae tourism precinct infrastructure (Bellbrae)
Dingley Bypass between Warrigal Road to Westall Road (Dingley)
Fixing congestion on Punt Road (South Yarra)
Heavy vehicle safety and productivity program (statewide)
Kilmore Wallan bypass (Kilmore)
Koo Wee Rup Bypass (Koo Wee Rup)
Managed motorway program – Monash Freeway between High Street and Warrigal Road (metro various)
Melbourne Wholesale Markets – redevelopment (Epping)
Pedestrian crossing upgrade (metro various)
Pedestrian underpass at Great Ocean Road, Fairhaven (Fairhaven)
Princes Highway East passing lanes (Hospital Creek, Dinner Creek, and Wombat Creek) (non-metro various)

Estimated to be completed after publication date and before 30 June 2016

Arts and cultural facilities maintenance fund 2014-15 (statewide)
Canterbury Road and Armstrong Road, Heathmont intersection upgrade (Heathmont)
Carrum-Warburton bike trail (metro various)
Consolidating accommodation metro and regional (Attwood)
Controlled environments for developing new crops development (statewide)
Drysdale Bypass (Drysdale) – Planning
East Werribee Employment Precinct preliminary infrastructure (East Werribee)
Federation Square Capital Replacement and Renewal Works (Melbourne)
High Street Road improvement project (Wantirna South)
Level Crossing Removal Projects – Burke Road level crossing removal (Glen Iris)
Maintain the Melbourne Exhibition Centre (Melbourne)
Melbourne Exhibition Centre Expansion Project (Melbourne)
Napier Street, Bendigo upgrade (Bendigo) – Planning
Pioneer Road duplication (Grovedale)
Princes Highway West – Colac to Winchelsea – planning (non-metro various)
Targeted road restoration (statewide)
Western Highway upgrade – Stawell to South Australian border (non-metro various)
Yan Yean Road duplication (Plenty) – Planning

Source: Department of Economic Development, Jobs, Transport and Resources

DEPARTMENT OF EDUCATION AND TRAINING

New projects

	(\$ thousand)				
	<i>Total estimated investment</i>	<i>Estimated expenditure to 30.06.16</i>	<i>Estimated expenditure 2016-17</i>	<i>Remaining expenditure</i>	<i>Estimated completion date</i>
School Education					
Aberfeldie Primary School – modernisation – upgrade school buildings, including building the Joan Kirner Memorial Arts and Creativity Hub (Essendon)	1 000	..	37	963	qtr 1 2018-19
Asbestos removal program – removal of asbestos from school buildings (statewide)	28 000	..	13 000	15 000	qtr 4 2017-18
Bacchus Marsh College – modernisation – upgrade of school buildings, including buildings below acceptable condition, stage 2 (Bacchus Marsh)	3 000	..	110	2 890	qtr 2 2018-19
Ballarat Secondary College – modernisation – upgrade of the Wendouree Campus of Ballarat Secondary College, stage 2 (Ballarat East)	3 000	..	110	2 890	qtr 2 2018-19
Baltara School – modernisation – upgrade school buildings, including buildings below acceptable condition (Thomastown)	400	..	209	191	qtr 1 2017-18
Baringa Special School – modernisation – upgrade school buildings, including buildings below acceptable condition (Moe)	3 000	..	110	2 890	qtr 2 2018-19
Beaumaris High School – new school – construction of a new secondary school, stage 1 (Beaumaris)	13 500	..	4 585	8 915	qtr 4 2017-18
Bellarine Secondary College – modernisation – following initial 2015-16 funding, upgrade school buildings, including buildings below acceptable condition (Drysdale)	1 180	..	43	1 137	qtr 1 2018-19
Belmont High School – modernisation – upgrade school buildings, including buildings below acceptable condition, stage 1 (Belmont)	5 000	..	184	4 816	qtr 3 2018-19

	<i>Total estimated investment</i>	<i>Estimated expenditure to 30.06.16</i>	<i>Estimated expenditure 2016-17</i>	<i>Remaining expenditure</i>	<i>Estimated completion date</i>
Benalla P-12 College – modernisation – project to address poor condition buildings and construct a new senior secondary centre, stage 2 (Benalla)	3 500	..	868	2 632	qtr 4 2017-18
Bendigo Senior Secondary College – modernisation – completion of performing arts centre (Bendigo)	2 800	..	823	1 977	qtr 4 2016-17
Berendale School – modernisation – upgrade school buildings, including buildings below acceptable condition (Hampton East)	2 200	..	81	2 119	qtr 2 2018-19
Bimbadeen Heights Primary School – modernisation – following initial 2015-16 funding, upgrade and rebuild school buildings, including buildings below acceptable condition (Mooroolbark)	5 300	..	195	5 105	qtr 3 2018-19
Brauer Secondary College – modernisation – upgrade school buildings, including buildings below acceptable condition (Warrnambool)	4 000	..	147	3 853	qtr 3 2018-19
Broadford Secondary College – modernisation – upgrade school buildings, including buildings below acceptable condition (Broadford)	4 000	..	147	3 853	qtr 3 2018-19
Bulleen Heights School – modernisation – upgrade school buildings, including buildings below acceptable condition (Bulleen)	900	..	364	536	qtr 2 2017-18
Camberwell High School – modernisation – upgrade school buildings, including buildings below acceptable condition (Canterbury)	3 500	..	129	3 371	qtr 2 2018-19
Carlton Primary School – modernisation – following initial 2015-16 funding, deliver new centre for early years and primary education (Carlton)	9 000	..	183	8 817	qtr 4 2018-19
Carnegie Primary School – modernisation – upgrade school buildings, including buildings below acceptable condition and a new physical education and music specialist facility (Carnegie)	4 000	..	147	3 853	qtr 3 2018-19
Casterton Secondary College – modernisation – upgrade school buildings, including buildings below acceptable condition (Casterton)	750	..	274	476	qtr 2 2017-18

	<i>Total estimated investment</i>	<i>Estimated expenditure to 30.06.16</i>	<i>Estimated expenditure 2016-17</i>	<i>Remaining expenditure</i>	<i>Estimated completion date</i>
Chandler Park Primary School – modernisation – funding to build planned new teaching and learning spaces (Keysborough)	3 000	..	110	2 890	qtr 2 2018-19
Cheltenham Secondary College – modernisation – following initial 2015-16 funding, upgrade and rebuild buildings, including buildings below acceptable condition, library and senior student centre (Cheltenham)	6 300	..	231	6 069	qtr 3 2018-19
Cranbourne Secondary College – modernisation – following initial 2015-16 funding, school rebuild, including upgrade to science and technology wing and building new classrooms (Cranbourne)	9 000	..	331	8 669	qtr 2 2018-19
Croxton Special School – modernisation – upgrade school buildings, including buildings below acceptable condition (Northcote)	5 000	..	184	4 816	qtr 3 2018-19
Dallas Brooks Community Primary School – modernisation – complete outdoor spaces and landscaping (Dallas)	500	..	202	298	qtr 2 2017-18
Diamond Valley College – modernisation – upgrade school buildings, including buildings below acceptable condition (Diamond Creek)	2 000	..	73	1 927	qtr 2 2018-19
Doctors in schools – modern, fit-for-purpose rooms at 100 secondary colleges (statewide)	18 000	..	18 000	..	qtr 4 2017-18
Donald High School – modernisation – upgrade school buildings, including buildings below acceptable condition (Donald)	3 500	..	129	3 371	qtr 2 2018-19
Drouin Secondary College – modernisation – upgrade school buildings, including buildings below acceptable condition (Drouin)	4 500	..	165	4 335	qtr 3 2018-19
Echuca Regeneration Project – regeneration – project to merge Echuca South Primary School, Echuca West Primary School and Echuca Specialist School on a new site, stage 1 (Echuca)	11 000	..	4 924	6 076	qtr 3 2017-18

	<i>Total estimated investment</i>	<i>Estimated expenditure to 30.06.16</i>	<i>Estimated expenditure 2016-17</i>	<i>Remaining expenditure</i>	<i>Estimated completion date</i>
Edgars Creek Secondary School – new school – construction of a new secondary school, stage 1 (Epping North)	12 000	..	417	11 583	qtr 4 2017-18
Furlong Park School For Deaf Children – modernisation – upgrade school buildings, including buildings below acceptable condition (Sunshine North)	500	..	202	298	qtr 2 2017-18
Glen Eira College – modernisation – following initial 2015-16 funding, funding to upgrade existing buildings (Caulfield East)	8 550	..	2 750	5 800	qtr 1 2018-19
Glenallen School – modernisation – upgrade school buildings, including buildings below acceptable condition (Glen Waverley)	2 000	..	73	1 927	qtr 2 2018-19
Greensborough Secondary College – modernisation – following initial 2015-16 funding, funding to rebuild classrooms and specialist teaching areas (Greensborough)	9 000	..	2 433	6 567	qtr 1 2018-19
Grovedale College – modernisation – upgrade school buildings, including buildings below acceptable condition (Grovedale)	7 000	..	257	6 743	qtr 3 2018-19
Gum Scrub Primary School – new school – construction of a new primary school (Officer)	13 000	..	4 415	8 585	qtr 4 2017-18
Hallam Senior Secondary College – modernisation – upgrades to sports pitch at Hallam Senior Secondary site (Hallam)	500	..	203	297	qtr 2 2017-18
Hampton Park Primary School – modernisation – replace relocatable classrooms with permanent buildings (Hampton Park)	700	..	695	5	qtr 4 2016-17
Heatherwood School – modernisation – upgrade school buildings, including buildings below acceptable condition (Donvale)	4 100	..	151	3 949	qtr 3 2018-19
Highvale Secondary College – modernisation – following initial 2015-16 funding, upgrade school buildings, including buildings below acceptable condition (Glen Waverley)	5 000	..	184	4 816	qtr 3 2018-19
Inclusive schools fund – funding to improve facilities for students with disabilities (statewide)	10 000	..	3 000	7 000	qtr 4 2018-19

	<i>Total estimated investment</i>	<i>Estimated expenditure to 30.06.16</i>	<i>Estimated expenditure 2016-17</i>	<i>Remaining expenditure</i>	<i>Estimated completion date</i>
Irymple Secondary College – modernisation – upgrade school buildings, including buildings below acceptable condition (Irymple)	7 000	..	257	6 743	qtr 3 2018-19
Ivanhoe Primary School – modernisation – replace relocatable classrooms with permanent buildings and minor refurbishment to poor condition buildings (Ivanhoe)	2 000	..	73	1 927	qtr 2 2018-19
Jells Park Primary School – modernisation – following initial 2015-16 funding, upgrade school buildings, including gymnasium roof and buildings below acceptable condition (Wheelers Hill)	1 000	..	37	963	qtr 1 2018-19
Kalianna Special School – modernisation – following initial 2015-16 funding, rebuild of facilities, including extension and redevelopment of specialist facilities, stage 1 (Bendigo)	4 300	..	812	3 488	qtr 4 2017-18
Kambrya College – modernisation – upgrade school buildings, including a new multipurpose facility (Berwick)	3 000	..	110	2 890	qtr 2 2018-19
Keysborough Secondary College – modernisation – following initial 2015-16 funding, refurbish admin block, science, toilets, creative arts, visual arts, canteen, Block A and C (Springvale South)	10 000	..	645	9 355	qtr 1 2018-19
Kismet Park Primary School – modernisation – upgrade school buildings, including buildings below acceptable condition (Sunbury)	700	..	283	417	qtr 2 2017-18
Land acquisition – Cities of Hume, Yarra, Greater Geelong, Casey, Wyndham, Melton, Whittlesea and Greater Dandenong (various)	102 000	..	54 344	47 656	qtr 4 2018-19
Manifold Heights Primary School – modernisation – upgrade school buildings, including buildings below acceptable condition (Manifold Heights)	660	..	267	393	qtr 2 2017-18
Manor Lakes College – new school – construction of P-12 and specialist school facilities, stage 5 (Werribee)	10 900	..	379	10 521	qtr 3 2018-19

	<i>Total estimated investment</i>	<i>Estimated expenditure to 30.06.16</i>	<i>Estimated expenditure 2016-17</i>	<i>Remaining expenditure</i>	<i>Estimated completion date</i>
Mansfield Secondary College – modernisation – upgrade school buildings, including buildings below acceptable condition (Mansfield)	3 000	..	110	2 890	qtr 2 2018-19
Maroondah Education Plan – modernisation – to construct a new Melba College on the former Maroondah Secondary College site (Croydon)	17 900	..	5 761	12 139	qtr 2 2018-19
Matthew Flinders Girls Secondary College – modernisation – upgrade school buildings, including buildings below acceptable condition (Geelong)	7 000	..	257	6 743	qtr 3 2018-19
McClelland Secondary College – modernisation – upgrade school buildings, including buildings below acceptable condition, stage 1 (Frankston)	5 800	..	213	5 587	qtr 3 2018-19
Melton Specialist School – modernisation – upgrade and relocate buildings to Melton Secondary College site (Melton)	5 400	..	198	5 202	qtr 2 2018-19
Merbein P-10 College – modernisation – upgrade school buildings, including manual arts wing, stage 1 (Merbein)	2 250	..	425	1 825	qtr 4 2017-18
Montmorency Secondary College – modernisation – following initial 2015-16 funding, complete a full redevelopment of the College, including refurbishment of teaching spaces (Montmorency)	12 600	..	6 656	5 944	qtr 2 2017-18
Mooroolbark East Primary School – modernisation – following initial 2015-16 funding, upgrade school buildings, including gymnasium and classroom facilities below acceptable condition (Mooroolbark)	2 400	..	88	2 312	qtr 1 2018-19
Mornington Primary School – modernisation – upgrade or rebuild school buildings, including rebuilding core learning spaces (Mornington)	5 000	..	184	4 816	qtr 3 2018-19
Morwell Park Primary School – modernisation – upgrade school buildings, including buildings below acceptable condition (Morwell)	7 750	..	3 610	4 140	qtr 2 2017-18

	<i>Total estimated investment</i>	<i>Estimated expenditure to 30.06.16</i>	<i>Estimated expenditure 2016-17</i>	<i>Remaining expenditure</i>	<i>Estimated completion date</i>
Mount Clear College – modernisation – upgrade school buildings, including buildings below acceptable condition (Mount Clear)	2 100	..	77	2 023	qtr 2 2018-19
Nelson Park School – modernisation – upgrade school buildings, including buildings below acceptable condition (Bell Park)	2 500	..	92	2 408	qtr 2 2018-19
Newport Lakes Primary School – modernisation – upgrade school buildings, including buildings below acceptable condition (Newport)	3 000	..	110	2 890	qtr 2 2018-19
North Geelong Secondary College – modernisation – upgrade school buildings, including buildings below acceptable condition (North Geelong)	4 200	..	154	4 046	qtr 3 2018-19
Northcote High School – modernisation – following initial 2015-16 funding, complete delivery of performing arts centre and undertake planning for future needs (Northcote)	1 500	..	417	1 083	qtr 4 2017-18
Northern College of Technology and Arts – modernisation – upgrade school buildings, including buildings below acceptable condition (Preston)	2 000	..	73	1 927	qtr 2 2018-19
Oberon High School – modernisation – upgrade school buildings, including buildings below acceptable condition (Belmont)	2 500	..	92	2 408	qtr 2 2018-19
Ocean Grove Primary School – modernisation – upgrade school buildings, including buildings below acceptable condition (Ocean Grove)	4 000	..	147	3 853	qtr 3 2018-19
Parkhill Primary School – modernisation – replace relocatable buildings with permanent facilities, construct new flexible learning precinct, and modernisation of admin and library buildings (Ashwood)	5 300	..	195	5 105	qtr 3 2018-19
Parktone Primary School – modernisation – new multi-purpose hall and classrooms (Parkdale)	4 000	..	147	3 853	qtr 3 2018-19

	<i>Total estimated investment</i>	<i>Estimated expenditure to 30.06.16</i>	<i>Estimated expenditure 2016-17</i>	<i>Remaining expenditure</i>	<i>Estimated completion date</i>
Pascoe Vale South Primary School – modernisation – upgrade relocatable classrooms, administration, art and physical education facilities (Pascoe Vale South)	3 500	..	129	3 371	qtr 2 2018-19
Planning for schools – school level master planning, statewide special needs planning, established and interface/peri-urban area planning (statewide)	12 000	..	7 340	4 660	qtr 2 2020-21
Portland Bay School – relocation – relocate Portland Bay School to the Portland Primary School site (Portland)	7 000	..	1 534	5 466	qtr 4 2017-18
Portland Primary School – modernisation – upgrade school buildings, including buildings below acceptable condition (Portland)	1 000	..	37	963	qtr 1 2018-19
Portland Secondary College – modernisation – upgrade school buildings, including buildings below acceptable condition (Portland)	2 000	..	73	1 927	qtr 2 2018-19
Prahran High School – new school – begin construction of a new secondary school (Prahran)	5 000	..	1 510	3 490	qtr 3 2018-19
Red Cliffs Secondary College – modernisation – upgrade school buildings, including buildings below acceptable condition, stage 1 (Red Cliffs)	7 000	..	257	6 743	qtr 3 2018-19
Relocatable classroom – new procurement and major refurbishment of relocatable buildings (statewide)	63 580	33 650	29 930	..	qtr 4 2016-17
Richmond High School – new school – construction of a new secondary school (Richmond)	42 000	..	11 073	30 927	qtr 2 2018-19
Rochester Secondary College – modernisation – upgrade school buildings, including buildings below acceptable condition (Rochester)	5 000	..	184	4 816	qtr 3 2018-19
Rosanna Golf Links Primary School – modernisation – rebuild of Block D (Rosanna)	680	..	676	4	qtr 4 2016-17
Rutherglen High School – modernisation – upgrade school buildings, including buildings below acceptable condition (Rutherglen)	1 600	..	59	1 541	qtr 1 2018-19

	<i>Total estimated investment</i>	<i>Estimated expenditure to 30.06.16</i>	<i>Estimated expenditure 2016-17</i>	<i>Remaining expenditure</i>	<i>Estimated completion date</i>
School Pride and Sports Fund – fund for competition grade sporting facilities and community pride projects (various)	16 000	..	7 613	8 387	qtr 3 2017-18
Shared facilities fund – community hubs at schools (statewide)	50 000	..	50 000	..	qtr 4 2019-20
Silverton Primary School – modernisation – upgrade school buildings, including buildings below acceptable condition (Noble Park North)	2 100	..	77	2 023	qtr 2 2018-19
South Melbourne Park Primary School – new school – begin construction of a new primary school, including relocation costs for Orchestra Victoria and Parks Victoria (Albert Park)	8 400	..	6 469	1 931	qtr 2 2017-18
South Melbourne Primary School (Ferrars Street) – new school – construction of a new school (South Melbourne)	44 000	..	23 027	20 973	qtr 3 2017-18
Sunbury College – modernisation – upgrade school buildings, including buildings below acceptable condition, stage 2 (Sunbury)	4 800	..	176	4 624	qtr 3 2018-19
Sunbury and Macedon Ranges Specialist School – modernisation – upgrade school buildings, including buildings below acceptable condition (Sunbury)	4 000	..	147	3 853	qtr 3 2018-19
Sunshine College – modernisation – complete the school consolidation and upgrade school buildings, including buildings below acceptable condition, stage 2 (Sunshine)	9 900	..	364	9 536	qtr 3 2018-19
Sunshine Special Development School – modernisation – upgrade school buildings, including buildings below acceptable condition (Sunshine)	2 500	..	92	2 408	qtr 2 2018-19
Tarneit Senior College – new school – construction of a new senior secondary school, stage 2 (Tarneit)	11 600	..	4 645	6 955	qtr 4 2017-18
Tarneit West Primary School – new school – construction of a new primary school (Tarneit)	13 000	..	5 205	7 795	qtr 3 2017-18
Taylors Hill Secondary – new school – construction of a new secondary school, stage 1 (Taylors Hill)	12 000	..	417	11 583	qtr 4 2017-18

	<i>Total estimated investment</i>	<i>Estimated expenditure to 30.06.16</i>	<i>Estimated expenditure 2016-17</i>	<i>Remaining expenditure</i>	<i>Estimated completion date</i>
Tech Schools Program – construction (Gippsland, Bendigo, Ballarat, Geelong, Monash, Casey, Wyndham, Banyule, Yarra Ranges and Whittlesea) ^(a)	62 900	..	47 175	15 725	qtr 2 2018-19
The Basin Primary School – modernisation – new facilities to accommodate The Basin Community House, stage 2 (The Basin)	1 500	..	55	1 445	qtr 1 2018-19
Tucker Road Bentleigh Primary School – modernisation – new gymnasium (Bentleigh)	3 000	..	110	2 890	qtr 2 2018-19
Warracknabeal Secondary College – modernisation – upgrade school buildings, including buildings below acceptable condition (Warracknabeal)	4 000	..	147	3 853	qtr 3 2018-19
Warracknabeal Special Development School – modernisation – upgrade or relocate school buildings, stage 1 (Warracknabeal)	2 000	..	73	1 927	qtr 2 2018-19
Warragul Regional College – modernisation – upgrade school buildings, including buildings below acceptable condition (Warragul)	5 800	..	213	5 587	qtr 3 2018-19
Warrnambool College – modernisation – upgrade school buildings, including buildings below acceptable condition (Warrnambool)	4 600	..	169	4 431	qtr 3 2018-19
Whittington Primary School – modernisation – funding to implement an integrated community precinct between the school and adjacent community centre, stage 2 (Whittington)	1 600	..	59	1 541	qtr 1 2018-19
Woodend Primary School – modernisation – upgrade school buildings, including buildings below acceptable condition (Woodend)	2 000	..	73	1 927	qtr 2 2018-19
Yarram Primary School – modernisation – upgrade classrooms, library, administration and toilets (Yarram)	4 000	..	1 152	2 848	qtr 3 2017-18
Total new projects	895 000	33 650	337 348	524 002	

Source: Department of Education and Training

Note:

(a) Amount is the estimated share of funding for Tech Schools at TAFE sites. \$29.100 million in output funding is allocated for capital grants to fund construction costs on university sites (refer to Budget Paper No. 3.)

Existing projects

(\$ thousand)

	<i>Total estimated investment</i>	<i>Estimated expenditure to 30.06.16</i>	<i>Estimated expenditure 2016-17</i>	<i>Remaining expenditure</i>	<i>Estimated completion date</i>
Upgrades, further stages and modernisation^(a)					
Alamanda K-9 College (Point Cook)	8 000	6 927	1 073	..	qtr 1 2016-17
Alexandra Secondary College (Alexandra)	870	570	300	..	qtr 1 2016-17
Amsleigh Park Primary School (Oakleigh East)	5 700	167	2 311	3 222	qtr 2 2017-18
Asbestos removal (statewide)	25 000	8 750	8 750	7 500	qtr 2 2017-18
Ashburton Primary School (Ashburton)	900	652	248	..	qtr 2 2016-17
Ashwood Secondary College (Ashwood)	5 000	2 707	2 293	..	qtr 3 2016-17
Aspendale Gardens Primary School (Aspendale Gardens)	1 200	957	243	..	qtr 2 2016-17
Auburn High School (Hawthorn East)	607	457	150	..	qtr 1 2016-17
Bacchus Marsh College (Bacchus Marsh)	5 000	82	1 582	3 336	qtr 3 2017-18
Ballarat High School (Ballarat)	7 813	841	5 972	1 000	qtr 1 2017-18
Ballarat Secondary College (Ballarat East)	6 000	..	1 800	4 200	qtr 2 2017-18
Barwon Heads Primary School (Barwon Heads)	3 400	2 603	797	..	qtr 2 2016-17
Bayswater North Primary School (Bayswater North)	2 343	696	1 647	..	qtr 4 2016-17
Beaufort Secondary College (Beaufort)	5 000	82	1 582	3 336	qtr 2 2017-18
Beaumaris High School – Stage 1 (Sandringham)	6 500	271	5 629	600	qtr 3 2016-17
Belvedere Park Primary School (Seaford)	540	321	219	..	qtr 1 2016-17
Benalla P-12 College (Benalla)	5 000	625	2 750	1 625	qtr 3 2017-18
Bendigo Senior Secondary College (Bendigo)	6 000	95	2 208	3 697	qtr 2 2017-18
Bentleigh Secondary College (Bentleigh East)	9 600	143	3 052	6 405	qtr 2 2017-18
Bonbeach Primary School (Bonbeach)	340	179	161	..	qtr 2 2017-18
Boronia Heights Primary School 2014-15 (Boronia)	849	186	363	300	qtr 1 2017-18
Boronia Heights Primary School 2015-16 (Boronia)	5 700	..	4 512	1 188	qtr 1 2017-18

	<i>Total estimated investment</i>	<i>Estimated expenditure to 30.06.16</i>	<i>Estimated expenditure 2016-17</i>	<i>Remaining expenditure</i>	<i>Estimated completion date</i>
Brandon Park Primary School (Wheelers Hill)	797	676	121	..	qtr 1 2016-17
Briar Hill Primary School (Briar Hill)	493	275	218	..	qtr 3 2016-17
Brighton Secondary College (Brighton East)	8 000	483	7 517	..	qtr 2 2017-18
Brunswick Secondary College (Brunswick)	10 000	923	1 026	8 051	qtr 2 2017-18
Burwood Heights Primary School (Burwood East)	100	..	100	..	qtr 3 2016-17
Camberwell Primary School (Camberwell)	923	60	863	..	qtr 4 2016-17
Carlton Primary School (Carlton)	1 000	28	355	617	qtr 2 2018-19
Castlemaine Secondary College 2014-15 (Castlemaine)	5 500	3 938	1 562	..	qtr 1 2016-17
Castlemaine Secondary College 2015-16 (Castlemaine)	2 500	2 000	500	..	qtr 1 2016-17
Charlton College (Charlton)	560	460	100	..	qtr 2 2016-17
Cheltenham Secondary College (Cheltenham)	700	42	355	303	qtr 4 2017-18
Clifton Springs Primary School (Clifton Springs)	1 100	136	964	..	qtr 4 2016-17
Coatesville Primary School (Bentleigh East)	7 800	7 184	616	..	qtr 1 2016-17
Craigieburn North West Primary School (Craigieburn)	12 200	4 248	7 907	45	qtr 2 2016-17
Cranbourne Secondary College (Cranbourne)	1 000	28	304	668	qtr 3 2017-18
Dandenong High School (Dandenong)	3 000	55	2 655	290	qtr 4 2016-17
Daylesford Secondary College (Daylesford)	10 000	149	3 179	6 672	qtr 2 2017-18
Delacombe Primary School (Delacombe)	2 000	42	1 879	79	qtr 4 2016-17
Doreen Secondary College – new school (stage 2) (Doreen)	12 000	10 895	1 105	..	qtr 1 2016-17
Drysdale Primary School (Drysdale)	3 000	55	943	2 002	qtr 2 2017-18
Eaglehawk Primary School (Eaglehawk)	1 592	99	1 194	299	qtr 2 2017-18
Eastwood Primary School (Ringwood)	4 300	3 859	441	..	qtr 1 2016-17
Eltham High School (Eltham)	2 600	1 401	1 199	..	qtr 3 2016-17

	<i>Total estimated investment</i>	<i>Estimated expenditure to 30.06.16</i>	<i>Estimated expenditure 2016-17</i>	<i>Remaining expenditure</i>	<i>Estimated completion date</i>
Elwood College (Elwood)	10 000	164	8 936	900	qtr 4 2016-17
Emerald Secondary College (Emerald)	1 500	35	1 325	140	qtr 4 2016-17
Epsom Primary School (Epsom)	5 700	91	1 806	3 803	qtr 2 2017-18
Essendon East Keilor District College (Keilor East)	10 000	149	2 964	6 887	qtr 2 2017-18
Essendon Primary School (Essendon)	4 979	1 429	3 441	109	qtr 3 2016-17
Footscray Learning Precinct (Footscray)	1 000	300	700	..	qtr 1 2016-17
Forest Hill College (Burwood East)	2 100	1 775	325	..	qtr 2 2016-17
Frankston High School (Frankston)	8 500	307	2 067	6 126	qtr 2 2017-18
Frankston Special Developmental School (Frankston)	2 500	2 227	273	..	qtr 2 2016-17
Geelong High School 2014-15 (Geelong)	8 500	717	3 000	4 783	qtr 3 2017-18
Geelong High School 2015-16 (Geelong)	12 000	..	3 100	8 900	qtr 4 2018-19
Glen Eira College (Caulfield East)	950	285	100	565	qtr 2 2017-18
Glen Huntly Primary School (Glen Huntly)	390	140	250	..	qtr 2 2016-17
Glen Waverley Primary School (Glen Waverley)	2 000	42	1 758	200	qtr 4 2016-17
Greensborough Secondary College (Greensborough)	1 000	42	571	387	qtr 2 2017-18
Hampton Park Primary School (Hampton Park)	5 000	149	2 025	2 826	qtr 2 2017-18
Hazel Glen College (Doreen)	7 800	223	4 986	2 591	qtr 2 2017-18
Highvale Secondary College (Glen Waverley)	5 000	149	2 280	2 571	qtr 2 2017-18
Horsham College (Horsham)	10 000	2 043	7 957	..	qtr 4 2016-17
Inclusive Schools Fund (statewide)	10 000	1 250	3 750	5 000	qtr 4 2018-19
Kerang Technical High School (Kerang)	2 800	176	2 624	..	qtr 4 2016-17
Keysborough Secondary College (Springvale South)	1 500	10	983	507	qtr 3 2017-18
Korumburra Secondary College (Korumburra)	5 581	1 313	4 268	..	qtr 4 2016-17

	<i>Total estimated investment</i>	<i>Estimated expenditure to 30.06.16</i>	<i>Estimated expenditure 2016-17</i>	<i>Remaining expenditure</i>	<i>Estimated completion date</i>
Kurnai College (Morwell)	7 800	15	1 786	5 999	qtr 4 2017-18
Kyneton Primary School 2014-15 (Kyneton)	3 500	225	2 443	832	qtr 1 2017-18
Kyneton Primary School 2015-16 (Kyneton)	8 000	..	5 964	2 036	qtr 2 2017-18
Kyneton Secondary College 2014-15 (Kyneton)	5 300	107	2 395	2 798	qtr 3 2017-18
Kyneton Secondary College 2015-16 (Kyneton)	5 000	..	1 978	3 022	qtr 3 2017-18
Land acquisition (various)	39 700	12 500	27 200	..	qtr 2 2016-17
Lyndale Secondary College (Dandenong North)	7 000	202	2 841	3 957	qtr 2 2017-18
Maldon Primary School (Maldon)	510	217	293	..	qtr 4 2016-17
Malvern Primary School (Malvern East)	3 900	112	3 109	679	qtr 3 2017-18
Manchester Primary School (Mooroolbark)	1 286	81	705	500	qtr 1 2017-18
Maroondah Education Plan – Melba College, Ringwood Secondary College, Mullum Primary School, Norwood Secondary College (Croydon/Ringwood)	10 000	282	3 173	6 545	qtr 4 2018-19
McKinnon Secondary College (McKinnon)	9 000	256	3 657	5 087	qtr 2 2017-18
Mentone Park Primary School (Mentone)	457	227	230	..	qtr 2 2016-17
Merbein P-10 College (Merbein)	1 153	436	417	300	qtr 1 2017-18
Mill Park Heights Primary School (Mill Park)	6 000	175	2 433	3 392	qtr 2 2017-18
Monbulk College (Monbulk)	3 000	55	1 096	1 849	qtr 4 2017-18
Monterey Secondary College (Frankston North)	4 000	68	1 467	2 465	qtr 3 2017-18
Montmorency Secondary College (Montmorency)	1 400	142	551	707	qtr 2 2017-18
Montpellier Primary School (Highton)	4 828	3 697	1 131	..	qtr 4 2016-17
Mordialloc College 2014-15 (Mordialloc)	1 337	437	780	120	qtr 4 2017-18
Mordialloc College 2015-16 (Mordialloc)	4 500	314	3 786	400	qtr 4 2016-17
Moriac Primary School (Moriac)	3 000	55	1 280	1 665	qtr 1 2017-18

	<i>Total estimated investment</i>	<i>Estimated expenditure to 30.06.16</i>	<i>Estimated expenditure 2016-17</i>	<i>Remaining expenditure</i>	<i>Estimated completion date</i>
Morwell Schools Regeneration Project (Morwell)	10 450	4 600	5 709	141	qtr 2 2016-17
Mullauna Secondary College 2014-15 (Mitcham)	1 294	547	747	..	qtr 4 2016-17
Mullauna Secondary College 2015-16 (Mitcham)	2 200	..	2 000	200	qtr 1 2017-18
Narrawong District Primary School (Narrawong)	2 300	1 207	1 093	..	qtr 4 2016-17
Noble Park Secondary College (Noble Park)	5 000	82	1 337	3 581	qtr 2 2018-19
Northcote High School (Northcote)	3 000	55	1 280	1 665	qtr 3 2017-18
Northern Bay P-12 College (Corio)	6 000	95	5 355	550	qtr 4 2016-17
Pearcedale Primary School (Pearcedale)	970	90	880	..	qtr 3 2016-17
Pembroke Primary School (Mooroolbark)	2 200	124	2 076	..	qtr 4 2016-17
Phoenix P-12 Community College (Sebastopol)	10 000	332	5 868	3 800	qtr 1 2017-18
Planning (various)	2 149	665	1 139	345	qtr 4 2018-19
Portarlington Primary School (Portarlington)	5 700	436	3 264	2 000	qtr 1 2017-18
Prahran Secondary School (Prahran)	20 000	3 078	14 260	2 662	qtr 2 2018-19
Quarry Hill Primary School (Quarry Hill)	1 900	221	979	700	qtr 1 2017-18
Richmond Secondary School (Richmond)	1 000	300	700	..	qtr 1 2016-17
Ringwood Secondary College (Ringwood)	2 200	354	1 846	..	qtr 4 2016-17
Robinvale P-12 College (Robinvale)	929	246	683	..	qtr 4 2016-17
Rosanna Golf Links Primary School (Rosanna)	5 600	1 420	2 122	2 058	qtr 4 2017-18
Roslyn Primary School (Belmont)	2 186	305	1 881	..	qtr 4 2016-17
Sale Specialist School 2014-15 (Sale)	4 000	3 000	1 000	..	qtr 2 2016-17
Sale Specialist School 2015-16 (Sale)	7 600	1 500	6 100	..	qtr 2 2016-17
Sandringham College 2013-14 (Sandringham)	6 000	3 693	2 307	..	qtr 4 2016-17
Sandringham College 2015-16 (Sandringham)	2 000	..	1 241	759	qtr 2 2017-18

	<i>Total estimated investment</i>	<i>Estimated expenditure to 30.06.16</i>	<i>Estimated expenditure 2016-17</i>	<i>Remaining expenditure</i>	<i>Estimated completion date</i>
School Improvement Program (various)	10 000	923	4 111	4 966	qtr 1 2019-20
Seaford Park Primary School (Seaford)	3 000	95	1 423	1 482	qtr 1 2017-18
South Melbourne Park Primary School (Melbourne)	1 000	300	700	..	qtr 1 2016-17
St Helena Secondary College & Glen Katherine Primary School (Eltham North)	2 500	107	1 100	1 293	qtr 1 2017-18
Strathmore Primary School (Strathmore)	5 700	91	2 445	3 164	qtr 1 2017-18
Sunbury College (Sunbury)	3 000	55	2 000	945	qtr 1 2017-18
Sunshine College 2014-15 (Sunshine)	6 299	319	2 588	3 392	qtr 2 2017-18
Sunshine College 2015-16 (Sunshine)	10 000	..	2 100	7 900	qtr 4 2018-19
Tarneit P-9 College (Tarneit)	10 000	535	8 565	900	qtr 3 2016-17
Tech schools program – planning (various)	8 000	4 200	2 400	1 400	qtr 4 2017-18
Templestowe Valley Primary School (Lower Templestowe)	1 800	511	1 289	..	qtr 2 2016-17
The Basin Primary School (The Basin)	5 700	91	2 445	3 164	qtr 3 2017-18
Timboon P-12 School (Timboon)	5 200	1 224	2 726	1 250	qtr 2 2017-18
Truganina P-9 School – stage 2 (Truganina)	7 000	5 474	1 526	..	qtr 1 2016-17
Valkstone Primary School (Bentleigh East)	3 500	242	3 258	..	qtr 4 2016-17
Vermont Secondary College (Vermont)	2 700	433	2 267	..	qtr 4 2016-17
Viewbank College (Rosanna)	11 500	391	4 710	6 399	qtr 1 2017-18
Wallan Primary School (Wallan)	1 600	850	750	..	qtr 2 2016-17
Wallan Secondary College (Wallan)	5 000	82	2 143	2 775	qtr 1 2017-18
Wangaratta High School (Wangaratta)	4 749	2 967	1 782	..	qtr 2 2016-17
Warrnambool Special Developmental School (Warrnambool)	5 000	300	1 500	3 200	qtr 2 2017-18
Wattle Glen Primary School (Wattle Glen)	1 500	626	874	..	qtr 4 2016-17
Wedderburn College (Wedderburn)	1 200	337	863	..	qtr 4 2016-17

	<i>Total estimated investment</i>	<i>Estimated expenditure to 30.06.16</i>	<i>Estimated expenditure 2016-17</i>	<i>Remaining expenditure</i>	<i>Estimated completion date</i>
Werribee Secondary College (Werribee)	7 000	109	3 006	3 885	qtr 2 2017-18
Westbreen Primary School 2014-15 (Pascoe Vale)	1 000	187	313	500	qtr 1 2017-18
Westbreen Primary School 2015-16 (Pascoe Vale)	4 000	..	1 982	2 018	qtr 1 2017-18
Whittington Primary School (Whittington)	5 000	82	1 337	3 581	qtr 2 2018-19
Whittlesea Secondary College (Whittlesea)	4 700	1 410	3 290	..	qtr 3 2016-17
William Ruthven Secondary College (Reservoir)	10 000	332	4 015	5 653	qtr 1 2017-18
Winters Flat Primary School (Castlemaine)	1 100	184	916	..	qtr 4 2016-17
Wodonga West Primary School (Wodonga)	3 811	2 346	1 465	..	qtr 2 2016-17
Yarra Junction Primary School (Yarra Junction)	2 000	78	1 772	150	qtr 4 2016-17
Yarrowonga College P-12 (Yarrowonga)	7 616	862	6 069	685	qtr 2 2017-18
Yea High School (Yea)	1 390	845	545	..	qtr 2 2016-17
Technical and further education					
Chisholm Institute Frankston Campus – Centre for Advanced Manufacturing and Trade 2014-15 (Frankston)	21 900	16 100	5 800	..	qtr 4 2016-17
TAFE Rescue Fund (various)	100 000	23 659	36 736	39 605	qtr 4 2018-19
TAFE structural adjustment fund 2013-14 (various) ^(b)	47 200	36 400	5 400	5 400	qtr 4 2017-18
Commonwealth funding					
Trade training centres – government schools (statewide) (various)	248 160	238 160	10 000	..	qtr 4 2016-17
Total existing projects	1 137 501	460 223	411 027	266 251	
Total Education and Training projects	2 032 501	493 873	748 375	790 253	
Other capital expenditure ^(c)	na	na	102 113	na	various
Total 2016-17 Education and Training capital expenditure			850 488		

Source: Department of Education and Training

Notes:

- (a) Schools listed more than once reflects separate funding allocations from different budgets.
- (b) The Total Estimated Investment of TAFE structural adjustment fund (TSAF) has been revised from \$56.800 million to \$47.200 million, reflecting the redirection of uncommitted TSAF funds to the TAFE rescue fund.
- (c) Other capital expenditure includes minor capital works, system upgrades, minor asset upgrades and other capital projects funded by external sources such as third party revenue.

Completed projects

Chelsea Primary School (Chelsea)
Coburg Senior High School (Coburg)
Cranbourne West Primary School (Cranbourne)
Gisborne Secondary College (Gisborne)
Kinglake Primary School (Kinglake)
Moorooduc Primary School (Moorooduc)
Mount Ridley P–12 College (stage 5 of new school) (Craigieburn)
Patterson River Secondary College (Seaford)
Sandringham East Primary School (Sandringham)
Somerville Secondary College (Somerville)
Southmoor Primary School (Moorabbin)

Estimated to be completed after publication date and before 30 June 2016

Albert Park College (Albert Park)
Albert Park College – Land acquisition and facility redevelopment (Albert Park)
Asbestos Removal Audit (various)
Chandler Park Primary School (Keysborough)
Kananook Primary School (Seaford)
Koonung Secondary College (Mont Albert North)
Officer Secondary College – new school (stage 2) (Officer)
Planning funding (rural various)
Relocatable Classroom Program (various)
Scoresby Primary School (Scoresby)
Solway Primary School (Ashburton)
South Melbourne site (site preparedness) (South Melbourne)
Warrandyte Primary School (Warrandyte)
Western Autistic School (Laverton)

Source: Department of Education and Training

DEPARTMENT OF ENVIRONMENT LAND WATER AND PLANNING

New projects

(\$ thousand)

	Total estimated investment	Estimated expenditure to 30.06.16	Estimated expenditure 2016-17	Remaining expenditure	Estimated completion date
A Sustainable Irrigation Future (statewide)	15 000	..	3 000	12 000	qtr 4 2019-20
Climate Ready Victorian Infrastructure – Critical Coastal Protection Assets (statewide)	15 000	..	3 750	11 250	qtr 4 2019-20
Community driven action to protect Victoria’s unique biodiversity (metro various)	400	..	400	..	qtr 4 2016-17
Acquisition of Buckhurst Street (South Melbourne) ^(a)	12 867	3 890	8 977	..	qtr 4 2016-17
Latrobe Valley Community Air Monitoring and Citizen Science Initiative (Latrobe Valley)	1 120	..	590	530	qtr 4 2017-18
Reforming Victoria’s Planning System – Smart Planning Program (statewide)	6 800	..	6 300	500	qtr 4 2016-17
Regional Tourism Infrastructure Fund: Enhancing Victoria’s world class nature based tourism destinations (statewide) ^{(b)(c)}	66 033	..	10 141	55 892	qtr 4 2019-20
Regional Water Infrastructure – South Gippsland Water – Northern Towns Water Connection Project (South Gippsland)	30 000	..	5 500	24 500	qtr 4 2018-19
Regional Water Infrastructure – Water Infrastructure and Irrigation (non-metro various) ^(d)	54 559	..	12 574	41 985	qtr 4 2019-20
Revitalising Infrastructure in the State’s Parks estate (statewide)	20 000	..	5 000	15 000	qtr 4 2019-20
Smoke detection infrastructure (statewide)	163	163	qtr 4 2015-16
Upgrade Land Victoria’s property administration systems (metro)	27 400	..	3 500	23 900	qtr 4 2025-26
Total new projects	249 342	4 053	59 732	185 557	

Source: Department of Environment Land Water and Planning

Notes:

- (a) This project has a total TEI of \$19.200 million with the state contributing \$12.867 million and \$6.333 million from the Port Phillip Council.
- (b) Forms part of the \$101.000 million Regional Tourism Infrastructure Fund.
- (c) Funding includes a \$10.000 million contribution for the Penguin Parade sourced from the Phillip Island Nature Parks.
- (d) The total TEI for this project is \$74.559 million, including \$20.000 million to be funded from the Agriculture Infrastructure and Jobs Fund.

Existing projects

(\$ thousand)

	Total estimated investment	Estimated expenditure to 30.06.16	Estimated expenditure 2016-17	Remaining expenditure	Estimated completion date
Broadmeadows activity centre revitalisation (Broadmeadows) ^(a)	13 000	..	13 000	..	qtr 4 2016-17
Canadian State Park, Ballarat (Ballarat)	250	..	250	..	qtr 4 2016-17
Improving tourism on national parks, state forests and public land (statewide)	8 460	4 167	2 074	2 219	qtr 4 2017-18
Junction Oval redevelopment (St Kilda) ^(b)	6 000	2 000	4 000	..	qtr 4 2016-17
Melbourne strategic assessment (metro various)	334 300	27 316	10 000	296 984	qtr 2 2053-54
New facilities for parks and reserves (statewide)	5 000	900	1 100	3 000	qtr 4 2018-19
Parks Victoria critical infrastructure (statewide) ^(c)	5 000	5 000	qtr 4 2017-18
Portarlington Safe Harbour (Portarlington)	12 000	6 182	5 818	..	qtr 4 2016-17
Rapid response air monitoring (statewide)	3 434	1 463	1 971	..	qtr 4 2016-17
Reducing Fire Risk: expanding the Planned Burning Program to 390 000 hectares (statewide)	10 730	1 692	9 038	..	qtr 4 2016-17
Total existing projects	398 174	48 720	47 251	302 203	
Total Environment Land Water and Planning projects	647 516	52 773	106 983	487 760	
Other capital expenditure ^(d)	na	na	9 254	na	various
Total 2016-17 Environment Land Water and Planning capital expenditure			116 237		

Source: Department of Environment Land Water and Planning

Notes:

- (a) An additional \$1.300 million in output funding was provided in the 2015-16 Budget Update for the Broadmeadows activity centre revitalisation.
- (b) The project has a TEI of \$25.000 million comprising of \$19.000 million from the Department of Health and Human Services and \$6.000 million from the Department of Environment, Land, Water and Planning.
- (c) Parks Victoria critical infrastructure will be practically completed in 2017-18.
- (d) Other capital expenditure includes projects being undertaken in the Department of Environment, Land, Water and Planning entities funded through the Department, as well as investment to maintain and upgrade the existing asset base.

Completed projects

Caring for our coast (statewide)

Fire web (non-metro various) ^(a)

Groundwater monitoring bores (statewide)

Estimated to be completed after publication date and before 30 June 2016

Improved bushfire prevention, preparedness, response and recovery (statewide) ^(a)

Strategic fuel management (statewide)

Source: Department of Environment Land Water and Planning

Note:

(a) Project was included in last year's completed project list but was completed in 2015-16.

DEPARTMENT OF HEALTH AND HUMAN SERVICES

New projects

(\$ thousand)

	Total estimated investment	Estimated expenditure to 30.06.16	Estimated expenditure 2016-17	Remaining expenditure	Estimated completion date
Alcohol and Drug Residential Rehabilitation Services – Stage 1 (non-metro various)	6 000	..	150	5 850	qtr 2 2018-19
Ambulance Victoria Station Upgrades (statewide)	20 000	..	2 000	18 000	qtr 4 2019-20
Austin Hospital Critical Infrastructure Works (Heidelberg)	40 800	..	21 900	18 900	qtr 4 2017-18
Broadmeadows Surgery Centre (Jacana)	17 300	..	1 200	16 100	qtr 1 2019-20
Chinese aged care land bank (metro various)	2 500	..	2 500	..	qtr 4 2016-17
Clinical Services Technology Refresh Program (statewide)	10 000	..	10 000	..	qtr 4 2016-17
Engineering infrastructure replacement program (statewide)	25 000	..	25 000	..	qtr 4 2016-17
Family Violence – Residential out-of-home care – stock renewal or replacement (statewide)	9 000	..	9 000	..	qtr 4 2016-17
Getting Ready for the National Disability Insurance Scheme (statewide)	25 383	..	4 571	20 812	qtr 4 2019-20
Goulburn Valley Health redevelopment (Shepparton) ^(a)	168 525	..	5 000	163 525	qtr 4 2020-21
Increasing critical care capacity (statewide)	2 200	..	2 200	..	qtr 4 2016-17
Maroondah Breast Cancer Centre (East Ringwood)	10 000	..	1 000	9 000	qtr 4 2018-19
Medical equipment replacement program (statewide)	35 000	..	35 000	..	qtr 4 2016-17
Mental health and alcohol and other drugs facilities renewal (statewide)	10 000	..	10 000	..	qtr 1 2017-18
Modernisation of metropolitan Melbourne public sector residential aged care (Kew)	57 570	..	3 640	53 930	qtr 4 2018-19
Monash Medical Centre – Early In Life Mental Health (Clayton) ^(b)	13 680	..	11 057	2 623	qtr 4 2017-18
National Proton Beam Therapy Centre (metro various) ^(c)	50 000	50 000	tbc
Orygen Youth Mental Health (Parkville) ^(d)	59 000	..	7 000	52 000	qtr 4 2018-19

	<i>Total estimated investment</i>	<i>Estimated expenditure to 30.06.16</i>	<i>Estimated expenditure 2016-17</i>	<i>Remaining expenditure</i>	<i>Estimated completion date</i>
Parkville Biomedical Precinct – planning and development (Parkville)	3 000	..	500	2 500	qtr 4 2018-19
Regional Health Infrastructure Fund (non-metro various) ^(e)	200 000	..	50 000	150 000	qtr 4 2019-20
Response Time Rescue Fund (statewide)	7 300	400	6 900	...	qtr 4 2016-17
Statewide Child and Family Mental Health Intensive Treatment Centre (statewide)	7 300	..	2 000	5 300	qtr 4 2019-20
Strengthening Security and Safety Compliance in Secure Services (statewide)	3 250	..	3 250	..	qtr 4 2016-17
Victorian Heart Hospital (Clayton) ^(f)	135 000	135 000	tbc
Western Health urgent infrastructure works (Footscray and Sunshine)	61 335	..	11 467	49 868	qtr 4 2020-21
Women's Prevention and Recovery Care (PARC) Service (metro various)	8 400	..	2 000	6 400	qtr 4 2019-20
Total new projects	987 543	400	227 335	759 808	

Source: Department of Health and Human Services

Notes:

- (a) Additional funding of \$1.000 million was provided in 2015-16 for planning and development, bringing the Government's contribution to \$169.525 million.
- (b) This project has additional funds of \$0.870 million committed from the Monash Children's Hospital project, bringing the gross TEI to \$14.550 million.
- (c) Final project TEI and completion date to be determined following completion of business planning and development.
- (d) Additional funding of \$1.000 million was provided in 2015-16 for planning and development, bringing the Government's contribution to \$60.000 million.
- (e) This initiative includes \$2.100 million of funding for Moyne Clinical Upgrades, \$1.000 million funding for the West Gippsland Health Group redevelopment, and \$1.000 million contribution to fund the Wimmera Cancer Centre, which has a gross TEI of \$3.500 million with an additional \$2.500 million to be secured from the Commonwealth and other sources.
- (f) Additional funding of \$15.000 million was provided in 2015-16 for planning and development, bringing the Government's contribution to \$150.000 million. Final project TEI and completion date will be determined following completion of business planning and development, and confirmation of funding contributions from project partners.

Existing projects

(\$ thousand)

	<i>Total estimated investment</i>	<i>Estimated expenditure to 30.06.16</i>	<i>Estimated expenditure 2016-17</i>	<i>Remaining expenditure</i>	<i>Estimated completion date</i>
Ambulance station upgrades (statewide)	20 000	3 900	10 900	5 200	qtr 4 2017-18
Ambulance Vehicle and Equipment (statewide)	20 000	5 000	5 000	10 000	qtr 4 2018-19
Angliss Hospital intensive care unit and short stay unit (Upper Ferntree Gully)	20 000	450	2 750	16 800	qtr 4 2018-19
Austin Short Stay Unit (Heidelberg)	9 228	5 169	1 917	2 142	qtr 4 2016-17
Ballarat Health Cardiovascular Services (Ballarat)	10 000	1 500	8 500	..	qtr 4 2016-17
Ballarat Hospital – Additional beds, ambulatory care and helipad (Ballarat)	47 063	35 833	11 230	..	qtr 2 2016-17
Barwon Health – North (Geelong)	33 080	2 090	10 710	20 280	qtr 4 2018-19
Bendigo Hospital – Redevelopment (Bendigo)	129 460	97 386	15 336	16 738	qtr 2 2016-17
Boort Hospital Redevelopment (Boort)	14 000	9 679	4 321	..	qtr 4 2016-17
Box Hill Hospital – Redevelopment (Box Hill) ^(a)	447 500	429 891	8 572	9 037	qtr 4 2016-17
Casey Hospital Expansion (Berwick)	106 300	400	2 000	103 900	qtr 4 2019-20
Closure of Sandhurst Residential Services (Bendigo)	7 930	6 000	1 930	..	qtr 1 2016-17
Community residential alcohol and drug withdrawal service for mothers with babies (statewide)	4 000	2 284	1 716	..	qtr 4 2016-17
Engineering infrastructure replacement program (statewide)	25 000	22 000	3 000	..	qtr 2 2016-17
Expanding accommodation with support (statewide)	11 079	9 769	1 310	..	qtr 4 2016-17
Geelong Hospital – Major upgrade (Geelong) ^(b)	118 170	97 019	9 854	11 297	qtr 1 2018-19
Goulburn Valley Health redevelopment – planning and development (Shepparton)	1 000	320	680	..	qtr 4 2016-17
Health and Medical Precinct and Community-Based Ambulatory Care Centre (metro various)	18 200	146	8 576	9 478	qtr 2 2017-18
Health Service Violence Prevention Fund (statewide)	20 000	3 000	7 000	10 000	qtr 4 2018-19
Joan Kirner Women’s and Children’s Hospital (St Albans)	200 000	4 765	29 182	166 053	qtr 4 2019-20

	<i>Total estimated investment</i>	<i>Estimated expenditure to 30.06.16</i>	<i>Estimated expenditure 2016-17</i>	<i>Remaining expenditure</i>	<i>Estimated completion date</i>
Latrobe Regional Hospital Redevelopment – stage 2A (Latrobe)	73 000	12 632	43 000	17 368	qtr 4 2017-18
Major expansion for Healesville Hospital (Healesville) ^(c)	5 567	887	4 314	366	qtr 2 2016-17
Medical equipment replacement program (statewide)	35 000	28 176	6 824	..	qtr 2 2016-17
Monash Children’s Hospital (Clayton) ^(d)	258 175	163 563	94 612	..	qtr 2 2016-17
Monash Medical Centre – infrastructure upgrades (Clayton)	7 100	50	1 950	5 100	qtr 4 2017-18
Moorabbin Hospital medical imaging and outpatients expansion (Bentleigh)	16 150	200	5 600	10 350	qtr 4 2017-18
Moyne Community Health Service (Port Fairy)	3 000	2 291	597	112	qtr 2 2016-17
Orygen Youth Mental Health – planning and development (Parkville)	1 000	250	750	..	qtr 4 2016-17
Out-of-home care residential capacity (statewide)	8 000	..	6 806	1 194	qtr 4 2017-18
Prevention and Recovery Care Services (PARCS) – Mildura and Warrnambool (non-metro various)	8 600	2 121	5 100	1 379	qtr 4 2017-18
Radiotherapy Services in South West Victoria – Stage 2 (Warrnambool)	15 000	9 828	5 172	..	qtr 4 2016-17
Redesign and renovation of out-of-home care properties (statewide)	6 270	704	3 058	2 508	qtr 4 2017-18
Redevelopment of the Oakleigh Centre (Oakleigh)	8 666	6 800	1 866	..	qtr 1 2016-17
Responding to demands for residential out-of-home care (statewide)	9 136	6 025	3 111	..	qtr 3 2016-17
Royal Victorian Eye and Ear Hospital redevelopment (Melbourne) ^(e)	201 000	77 100	60 100	63 800	qtr 2 2018-19
Rural capital support (non-metro various)	56 000	49 749	6 251	..	qtr 4 2016-17
Services Connect (statewide)	3 000	2 600	400	..	qtr 4 2016-17
Simonds Stadium Redevelopment – Stage 4 (South Geelong) ^(f)	75 000	40 000	35 000	..	qtr 4 2016-17
SunSmart (statewide)	6 000	1 500	1 500	3 000	qtr 4 2018-19
The Alfred Hospital – fire services upgrade (Prahran)	4 100	500	2 600	1 000	qtr 4 2017-18

	<i>Total estimated investment</i>	<i>Estimated expenditure to 30.06.16</i>	<i>Estimated expenditure 2016-17</i>	<i>Remaining expenditure</i>	<i>Estimated completion date</i>
Transitional Mental Health Service (Secure Step-Down Care) (statewide)	14 900	7 147	5 485	2 268	qtr 4 2016-17
Victorian Heart Hospital – planning and early works (Clayton)	15 000	3 000	12 000	..	qtr 4 2019-20
Werribee Mercy Hospital – acute expansion (Werribee)	85 000	1 800	33 200	50 000	qtr 4 2018-19
Werribee Mercy Hospital Mental Health Expansion (Werribee)	34 700	20 651	12 609	1 440	qtr 3 2016-17
Western Region Health Centre – Dental Service Redevelopment (Footscray)	9 710	8 066	1 644	..	qtr 1 2016-17
Total existing projects	2 221 084	1 182 241	498 033	540 810	
Total Health and Human Services projects	3 208 627	1 182 641	725 368	1 300 618	
Other capital expenditure ^(g)	na	na	641 906	na	various
Total 2016-17 Health and Human Services capital expenditure			1 367 274		

Source: Department of Health and Human Services

Notes:

- (a) The project completion date has been revised to reflect the separate ICT component of the project.
- (b) The project completion date has been revised to reflect the additional separate scope funded in 2014-15.
- (c) Additional funding of \$1.007 million was provided in 2015-16 through internal reprioritisation.
- (d) The TEI for this project includes \$3.800 million for the MCH Helipad, reported as a separate project in the 2015-16 budget. The TEI has also increased due to \$4.375 million in additional funding provided by Monash University for accommodation space.
- (e) The TEI for this project has increased due to an additional \$31.400 million provided in 2016-17 (including a \$10.000 million contribution from the health service) in order to complete the project. The health service has also separately funded \$4.600 million for the addition of a new Education Centre, bringing the combined TEI to \$201.000 million.
- (f) The TEI for this initiative includes additional \$5.000 million of funding provided in 2014-15 for planning and development.
- (g) Other capital expenditure relates to smaller projects, upgrades, replacement of operating assets and it also includes an expected completion payment under the private public partnership contract with Exemplar Health to deliver the new Bendigo Hospital.

Completed projects

Barwon Health/Geelong Health – Expanding health capacity (Geelong)
Charlton Hospital – Reconstruction (Charlton)
Critical Care Capacity Expansion (statewide)
Echuca Hospital – Redevelopment (Echuca)
Fire risk management – Children and people with a disability (statewide)
Frankston Hospital – Emergency department redevelopment (Frankston)
Frankston Hospital – Inpatient expansion (Frankston)
Maroondah Hospital – Expansion (Ringwood East)
Numurkah Hospital – Reinstatement of Acute Services (Numurkah)
Redevelopment of community facilities – Building inclusive communities (statewide)
Regional mother-baby mental health units (rural)
Royal Children’s Hospital ICT investment (Parkville)
Securing Our Health System – Engineering Infrastructure Replacement (statewide)
Securing Our Health System – Medical Equipment Replacement (statewide)
Swan Hill Hospital – Aged care redevelopment (Swan Hill)
Waurin Ponds Community Hospital (Waurin Ponds)

Estimated to be completed after publication date and before 30 June 2016

Clinical services hardware replacement program (Metro)
Increasing Critical Care Capacity (statewide)
Mental health/alcohol and other drugs facilities renewal (statewide)
Northern Hospital Inpatient Capacity Expansion (Epping)
Services Connect (statewide)
Youth Justice Centre fire upgrades (statewide)
Youth Justice centres – increasing capacity and improving infrastructure (statewide)

Source: Department of Health and Human Services

DEPARTMENT OF JUSTICE AND REGULATION

New projects

(\$ thousand)

	Total estimated investment	Estimated expenditure to 30.06.16	Estimated expenditure 2016-17	Remaining expenditure	Estimated completion date
Community Corrections – Contributing to a safer community (statewide)	31 943	..	9 724	22 219	qtr 4 2018-19
Corrections Remand upgrades (statewide) ^(a)	74 859	8 000	54 691	12 168	qtr 4 2017-18
Management of Serious Sex Offenders (non-metro various)	32 540	..	10 040	22 500	qtr 1 2018-19
Public Safety – Police Response (statewide)	149 066	..	58 229	90 837	qtr 4 2020-21
Public Safety – Regional and Rural Police Stations (statewide)	31 010	..	9 678	21 332	qtr 4 2017-18
Strengthening Victoria Police’s Counter-Terrorism Capacity and Capability (statewide)	2 008	2 008	qtr 4 2015-16
Total new projects	321 426	10 008	142 362	169 056	

Source: Department of Justice and Regulation

Note:

(a) This Initiative incorporates reprioritised funding mainly from Corrections systems expansion (\$25.000 million), Critical infrastructure and services – supporting recent prison expansion asset initiatives (\$18.970 million) and Women’s prison expansion strategy (\$7.900 million).

Existing projects

(\$ thousand)

	Total estimated investment	Estimated expenditure to 30.06.16	Estimated expenditure 2016-17	Remaining expenditure	Estimated completion date
Adult parole system funding (statewide) ^(a)	2 000	1 331	669	..	qtr 2 2016-17
Australian Communications and Media Authority compliance (statewide) ^(b)	3 328	..	3 328	..	qtr 2 2016-17
Conducted energy devices (commonly known as Tasers) (statewide)	2 436	56	2 355	25	qtr 4 2017-18
Corrections system expansion (statewide) ^(c)	83 360	48 143	35 217	..	qtr 4 2017-18
Critical infrastructure and services – supporting recent prison expansion (statewide) ^(d)	69 428	20 189	39 684	9 555	qtr 4 2017-18
Echuca Police Station replacement (Echuca)	12 700	7 415	4 319	966	qtr 2 2016-17
Expanding Community Correctional Services to meet demand (statewide)	25 950	14 950	11 000	..	qtr 4 2016-17
High security and management prisoners (Barwon) ^(e)	35 000	33 600	1 400	..	qtr 1 2016-17
Increase prison capacity (statewide) ^(f)	256 132	233 525	9 300	13 307	qtr 2 2017-18
Infringement Management and Enforcement Services (IMES) Reform Project IT solution (statewide) ^(g)	43 054	4 654	15 500	22 900	qtr 2 2017-18
Mernda Police Station (Mernda)	15 000	2 472	11 550	978	qtr 1 2017-18
Mobile Camera Replacement Program (statewide) ^(h)	17 061	..	10 674	6 387	qtr 4 2017-18
Multi-Disciplinary Centres – new centre (Wyndham) ⁽ⁱ⁾	4 000	15	2 985	1 000	qtr 2 2017-18
New booze and drug buses (statewide) ^(j)	10 900	80	5 520	5 300	qtr 2 2017-18
Peninsula Link fixed digital safety cameras – equipment (statewide)	9 575	3 836	5 739	..	qtr 4 2016-17
Women's prison expansion strategy (statewide) ^(k)	57 772	5 283	40 989	11 500	qtr 4 2017-18
Total existing projects ^(l)	647 696	375 549	200 229	71 918	
Total Justice projects	969 122	385 557	342 591	240 974	
Other capital expenditure ^(m)	na	na	132 768	na	
Total 2016-17 Justice capital expenditure			475 359		

Source: Department of Justice and Regulation

Notes:

- (a) This project was reported as completed in the 2015-16 Budget. Additional scope has been identified due to increased resources required by the Adult Parole Board.
- (b) Cash flow has been revised in line with a revised project schedule.
- (c) TEI has reduced due to \$25.000 million redirected to Corrections Remand upgrades. A change in scope involving the Dame Phyllis Frost Centre has resulted in a change in the completion date.
- (d) TEI has changed due to \$18.970 million redirected to Corrections Remand upgrades and \$0.217 million redirected from Increased prison capacity.
- (e) The estimated completion date has been extended to Q1 2016-17.
- (f) This initiative includes \$9.152 million reprioritised funding from the Building confidence in corrections asset initiative, with \$0.217 million redirected to Critical infrastructure and services.
- (g) The project supersedes two previously approved projects: Infringement Management and Enforcement Services – enhancement/equipment (statewide) and Reforming the Collection and Enforcement of Legal Debt in Victoria.
- (h) The tender process was extended to ensure that tender responses met the State’s standards for road safety camera technology.
- (i) The estimated completion date has been extended due to delays in project development.
- (j) This initiative is funded through the Transport Accident Commission. The change in TEI reflects the transfer of capital grant funding to output grant funding.
- (k) TEI has reduced due to \$7.900 million redirected to Corrections Remand upgrades.
- (l) Protective Services Officers – radio blackspot funding (statewide no longer appears as capital project as the remaining components of the project have been transferred from capital to output funding.
- (m) Other capital expenditure includes ongoing replacement of operating equipment, vehicles and facility improvements.

Completed projects



- Building confidence in corrections – Construction/asset enhancement (statewide)
- Expansion of Bellarine Victoria State Emergency Services headquarters (Drysdale)
- Improving the response to sexual assault – Multi-Disciplinary Centres (MDCs) (statewide)
- State Coronial Services redevelopment (statewide)
- St Kilda Road Police Station replacement (Melbourne)
- Victoria Police Mounted Branch relocation project (Attwood)



- Estimated to be completed after publication date and before 30 June 2016.*
- Ballarat West Emergency Services Precinct (Ballarat West)
- Custody officers to free up 400 police (statewide)
- Emergency Services Telecommunications Authority (ESTA) triple zero communications enhancement (statewide)
- Office of Public Prosecutions accommodation project (Melbourne)
- Police Information Process and Practice Reform program (statewide)
- Prison capacity expansion (statewide)

Source: Department of Justice and Regulation

DEPARTMENT OF PREMIER AND CABINET

New projects

(\$ thousand)

	Total estimated investment	Estimated expenditure to 30.06.16	Estimated expenditure 2016-17	Remaining expenditure	Estimated completion date
Pride Centre (Melbourne)	15 000	..	15 000	..	qtr4 2016-17
Total new projects	15 000	..	15 000	..	

Source: Department of Premier and Cabinet

Existing projects

(\$ thousand)

	Total estimated investment	Estimated expenditure to 30.06.16	Estimated expenditure 2016-17	Remaining expenditure	Estimated completion date
Public Record Office Victoria asset maintenance and renewal program (North Melbourne)	3 618	1 005	830	1 783	qtr 4 2018-19
Public Record Office Victoria digital archive (North Melbourne)	4 062	503	2 202	1 357	qtr 4 2017-18
Total existing projects	7 680	1 508	3 032	3 140	
Total Department of Premier and Cabinet projects	22 680	1 508	18 032	3 140	
Other capital expenditure ^(a)	na	na	13 487	na	various
Total 2016-17 Premier and Cabinet capital expenditure			31 519		

Source: Department of Premier and Cabinet

Note:

(a) Other capital expenditure relates to minor property upgrades and replacements.

Completed projects

Protection and Preservation of Government House – stage 2 (Melbourne)

Source: Department of Premier and Cabinet

DEPARTMENT OF TREASURY AND FINANCE

New projects

(\$ thousand)

	Total estimated investment	Estimated expenditure to 30.06.16	Estimated expenditure 2016-17	Remaining expenditure	Estimated completion date
State Revenue Office Land Tax Compliance Program (Melbourne)	2 625	..	750	1 875	qtr 4 2018-19
Total new projects	2 625	..	750	1 875	

Source: Department of Treasury and Finance

Existing projects

(\$ thousand)

	Total estimated investment	Estimated expenditure to 30.06.16	Estimated expenditure 2016-17	Remaining expenditure	Estimated completion date
Better revenue management system (Melbourne) ^(a)	11 982	1 448	3 163	7 371	qtr 4 2018-19
Total existing projects	11 982	1 448	3 163	7 371	
Total Treasury and Finance projects	14 607	1 448	3 913	9 246	
Other capital expenditure ^{(b)(c)}	na	na	59 086	na	various
Total 2016-17 Treasury and Finance capital expenditure			62 999		

Source: Department of Treasury and Finance

Notes:

- (a) The TEI includes reprioritisation of \$0.398 million from 2014-15.
- (b) Other capital expenditure includes replacement of IT assets, annual upgrades of buildings, purchase of municipal land valuations and fleet turnover.
- (c) DTF owned buildings capital maintenance funding is an on-going program and therefore will not be published as a separate project in BP4.

PARLIAMENT

New projects

(\$ thousand)

	Total estimated investment	Estimated expenditure to 30.06.16	Estimated expenditure 2016-17	Remaining expenditure	Estimated completion date
Remediation of office accommodation (East Melbourne)	45 464	..	28 714	16 750	qtr 3 2017-18
Total new projects	45 464	..	28 714	16 750	
Total Parliament projects	45 464	..	28 714	16 750	
Other capital expenditure ^(a)	na	na	705	na	various
Total 2016-17 Parliament capital expenditure			29 419		

Source: Parliament

Note:

(a) Other capital expenditure includes replacement of IT assets, operational assets and annual building upgrades.

Completed projects

Estimated to be completed after publication date and before 30 June 2016

Parliament House security upgrade (Melbourne)

Source: Parliament

COUNTRY FIRE AUTHORITY

New projects

(\$ thousand)

	<i>Total estimated investment</i>	<i>Estimated expenditure to 30.06.16</i>	<i>Estimated expenditure 2016-17</i>	<i>Remaining expenditure</i>	<i>Estimated completion date</i>
Base capital fleet upgrade 2016-17 (statewide)	15 855	..	15 855	..	qtr 4 2016-17
Base capital land and buildings upgrade 2016-17 (statewide)	9 677	..	9 677	..	qtr 4 2016-17
Base plant and equipment upgrade 2016-17 (statewide)	880	..	880	..	qtr 4 2016-17
Capital fleet update (non-fire trucks) 2016-17 (statewide)	6 215	..	6 215	..	qtr 4 2016-17
CFA Fiskville Transition Program – New Training Facilities (statewide)	40 834	..	13 280	27 554	qtr 4 2018-19
Fiskville and Regional Victorian Emergency Management Training Centres Remediation (statewide)	15 554	..	9 494	6 060	qtr 1 2018-19
All remaining projects with a TEI less than \$250 000	176	..	106	70	qtr 4 2018-19
Total new projects	89 191	..	55 507	33 684	

Source: Country Fire Authority

Existing projects

	(\$ thousand)				
	Total estimated investment	Estimated expenditure to 30.06.16	Estimated expenditure 2016-17	Remaining expenditure	Estimated completion date
Compressed air foam systems (statewide)	1 530	830	700	..	qtr 4 2016-17
Country Fire Authority stations program (statewide) ^(a)	9 550	2 350	3 300	3 900	qtr 4 2018-19
Country Fire Authority trucks (statewide) ^(b)	33 466	32 618	848	..	qtr 1 2016-17
Country Fire Authority station upgrades and operational resourcing (statewide) ^(c)	47 994	45 800	2 194	..	qtr 4 2016-17
District 27 (Latrobe Valley)	1 328	1 284	..	44	qtr 4 2017-18
Firefighter Training (Hazelwood) ^(d)	767	..	767	..	qtr 4 2016-17
Fiskville Redevelopment Program (Fiskville) ^(e)	6 400	5 493	907	..	qtr 4 2016-17
Morwell emergency services hub (2015-16 existing) (Morwell)	5 000	1 534	166	3 300	qtr 4 2018-19
Morwell emergency services hub (new project for 2015-16) (Morwell) ^(f)	3 000	..	3 000	..	qtr 4 2018-19
Regional Support to volunteerism sustainability (statewide) ^(g)	2 585	2 025	560	..	qtr 4 2016-17
Remediation of Fiskville and regional training colleges (Fiskville) ^(h)	2 156	1 555	601	..	qtr 4 2016-17
Replacement of respiratory protection equipment (statewide) ⁽ⁱ⁾	13 935	2 236	5 000	6 699	qtr 4 2017-18
Southern metro region and Seymour projects (Dandenong and Seymour) ^(j)	24 367	22 013	2 354	..	qtr 4 2016-17
Total existing projects	152 078	117 738	20 397	13 943	
Total Country Fire Authority projects	241 269	117 738	75 904	47 627	

Source: Country Fire Authority

Notes:

- (a) Cash flow has been revised in line with the confirmed project schedule.
- (b) This project has increased scope to deliver a further 10 vehicles within the TEI and the cash flow has been revised in line with a revised project schedule.
- (c) Remaining TEI predominantly relates to the Springvale site which has been delayed following identification of asbestos on the original site. Alternative site identification being pursued.
- (d) This project has been placed on hold pending a whole of Government review of the response to Hazelwood Mine Inquiry. Project will recommence in 2016-17.
- (e) The permanent closure of Fiskville on 26 March 2015 requires the Country Fire Authority to assess its future approach to training grounds and facilities.
- (f) Cash flow has been revised in line with a revised project schedule due to delayed finalisation of project scope.
- (g) Cash flow has been revised in line with a revised project schedule.
- (h) This initiative forms part of the Country Fire Authority remediation of Fiskville and regional training grounds program. The revised TEI reflects the \$2.800 million of expenditure reclassified as operating expenditure during 2015-16. Estimated completion date and cash flow has been revised in line with a revised project schedule.
- (i) Cash flow has been revised in line with a revised project schedule due to delays in reaching agreement on specifications for tender.
- (j) The estimated completion date has been extended due to a delay in securing a suitable site.

Completed projects

Bushfire response – emergency services – Stage 3 (non-metro various)

Estimated to be completed after publication date and before 30 June 2016

Base capital fleet update (non-fire trucks) 2015-16 (statewide)

Base capital land and buildings upgrade 2015-16 (statewide)

Base capital land and buildings upgrade (statewide)

Base plant and equipment upgrade 2015-16 (statewide)

Capital fleet update (non-fire trucks) 2015-16 (statewide)

Country Fire Authority amenities grants (statewide)

Source: Country Fire Authority

COURTS

New projects

(\$ thousand)

	Total estimated investment	Estimated expenditure to 30.06.16	Estimated expenditure 2016-17	Remaining expenditure	Estimated completion date
Court Safety and Security (statewide)	7 275	..	3 739	3 536	qtr 4 2017-18
Ice Action Plan – Expansion of the Drug Court of Victoria (Melbourne)	1 110	..	1 110	..	qtr 4 2016-17
Total new projects	8 385	..	4 849	3 536	

Source: Court Services Victoria

Existing projects

(\$ thousand)

	Total estimated investment	Estimated expenditure to 30.06.16	Estimated expenditure 2016-17	Remaining expenditure	Estimated completion date
Assessment and Referral Court (Melbourne) ^(a)	50	50	qtr 2 2016-17
Shepparton Law Courts (Shepparton) ^(b)	68 090	14 547	36 000	17 543	qtr 4 2017-18
Video Conferencing (statewide)	10 034	7 597	2 437	..	qtr 4 2016-17
Total existing projects	78 174	22 194	38 437	17 543	
Total Court Services Victoria projects	86 559	22 194	43 286	21 079	
Other capital expenditure ^(c)	na	na	5 772	na	various
Total 2016-17 Court Services Victoria capital expenditure			49 058		

Note:

- (a) Project has a revised estimated completion date.
- (b) The TEI of \$68.090 million has been revised from the 2015-16 Budget to reflect a transfer of \$0.250 million relating to the acquisition of the Shepparton land.
- (c) Other capital expenditure includes capital works across the court jurisdictions and finance lease costs for motor vehicles.

Completed projects

New Children's Court at Broadmeadows (Broadmeadows)

Source: Court Services Victoria

METROPOLITAN FIRE AND EMERGENCY SERVICES BOARD

New projects

(\$ thousand)

	Total estimated investment	Estimated expenditure to 30.06.16	Estimated expenditure 2016-17	Remaining expenditure	Estimated completion date
Computer equipment and software upgrade/replacement 2016-17 (metro various)	7 008	..	7 008	..	qtr 4 2016-17
Enhanced Forced Entry Tool (metro various)	2 100	600	1 500	..	qtr 2 2016-17
Marine Capability Sustainment (metro various) ^(a)	600	..	600	..	qtr 4 2016-17
Station alteration and major maintenance 2016-17 (metro various)	3 330	..	3 330	..	qtr 4 2016-17
Vehicles – Fire fighting appliance upgrade/replacement 2016-17 (metro various)	11 549	..	11 549	..	qtr 4 2016-17
Vehicles – Passenger car and light commercial upgrade/replacement 2016-17 (metro various)	2 000	..	2 000	..	qtr 4 2016-17
All remaining projects with a TEI less than \$250 000	544	..	544	..	qtr 4 2016-17
Total new projects	27 131	600	26 531	..	

Source: Metropolitan Fire and Emergency Services Board

Note:

(a) Initial project funding pending completion of requirements and project design.

Existing projects

(\$ thousand)

	Total estimated investment	Estimated expenditure to 30.06.16	Estimated expenditure 2016-17	Remaining expenditure	Estimated completion date
Box Hill Fire Station – construction (Box Hill)	7 500	50	2 850	4 600	qtr 2 2018-19
Derrimut Fire Station – construction (Derrimut)	8 025	15	1 750	6 260	qtr 2 2017-18
Glen Iris Fire Station – construction (Glen Iris) ^(a)	9 841	8 157	500	1 184	qtr 2 2017-18
Laverton Fire Station – construction (Laverton) ^(b)	6 988	220	4 800	1 968	qtr 2 2017-18
Replacement of respiratory protection equipment (statewide) ^(c)	3 402	1 061	2 341	..	qtr 4 2016-17
Yarraville Fire Station – land purchase (Yarraville) ^(d)	3 088	3 088	qtr 4 2018-19
Total existing projects	38 844	9 503	12 241	17 100	
Total Metropolitan Fire and Emergency Services Board projects	65 975	10 103	38 772	17 100	

Source: Metropolitan Fire and Emergency Services Board

Notes:

- (a) TEI increase relates to pre-construction costs already incurred. Structural defects were identified in the project when nearing completion.
- (b) TEI increase relates to pre-construction costs already incurred. Cash flow has been revised in line with a revised project schedule.
- (c) Cash flow has been revised in line with a revised project schedule.
- (d) Cash flow and timing has been revised following a review of capital project priorities.

Completed projects

Estimated to be completed after publication date and before 30 June 2016

- Computer equipment and software update/replacement 2014-15 (metro various)
- Computer equipment and software upgrade/replacement 2015-16 (metro various)
- Marine response (metro various)
- Station alteration and major maintenance 2015-16 (metro various)
- Vehicles – Fire fighting appliance upgrade/replacement 2015-16 (metro various)
- Vehicles – Passenger car and light commercial upgrade/replacement 2015-16 (metro various)

Source: Metropolitan Fire and Emergency Services Board

CHAPTER 3 – PUBLIC NON-FINANCIAL CORPORATIONS CAPITAL PROGRAM 2016-17

BARWON REGION WATER CORPORATION

New projects

(\$ thousand)

	Total estimated investment	Estimated expenditure to 30.06.16	Estimated expenditure 2016-17	Remaining expenditure	Estimated completion date
Other works and services – corporate (Barwon region)	26 983	188	13 812	12 983	various
Recycled water (Barwon region)	1 168	1 168	various
Sewer collection – main sewers (Barwon region)	5 788	..	368	5 420	various
Sewer collection – reticulation and other works (Barwon region)	11 585	11 585	various
Sewer collection – water reclamation and disposal (Barwon region)	39 207	2 312	3 090	33 805	various
Water supply – headworks (Barwon region)	8 485	993	31	7 461	various
Water supply – reticulation systems (Barwon region)	3 856	1 389	529	1 938	various
Water supply – transfer and major distribution systems (Barwon region)	15 754	103	1 101	14 550	various
Water supply – treatment and quality improvements (Barwon region)	203	31	172	..	various
Total new projects	113 029	5 016	19 103	88 910	

Source: Barwon Region Water Corporation

Existing projects

(\$ thousand)

	Total estimated investment	Estimated expenditure to 30.06.16	Estimated expenditure 2016-17	Remaining expenditure	Estimated completion date
Defects on projects previously completed (Barwon region) ^(a)	445	..	311	134	various
Other works and services – corporate (Barwon region)	149 754	47 942	43 772	58 040	various
Recycled water (Barwon region) ^(b)	32 598	2 531	5 629	24 438	various
Sewer collection – main sewers (Barwon region) ^(b)	112 669	20 840	6 529	85 300	various
Sewer collection – reticulation and other works (Barwon region)	96 331	27 650	5 804	62 877	various
Sewer collection – water reclamation and disposal (Barwon region) ^(b)	44 140	9 957	2 616	31 567	various
Water supply – headworks (Barwon region)	62 669	6 895	25 400	30 374	various
Water supply – reticulation systems (Barwon region) ^(b)	123 239	32 541	8 032	82 666	various
Water supply – transfer and major distribution systems (Barwon region) ^(b)	121 375	18 155	6 658	96 562	various
Water supply – treatment and quality improvements (Barwon region)	32 092	3 871	784	27 437	various
Total existing projects	775 312	170 382	105 535	499 395	
Total Barwon Region Water Corporation projects	888 341	175 398	124 638	588 305	

Source: Barwon Region Water Corporation

Notes:

- (a) In previous years, the TEI included initial project spend. From this year onwards only remaining defect spend is included.
- (b) TEI in the 2016-17 Budget is lower than reported in 2015-16 predominantly due to expenditure beyond 10 years being excluded.

Completed projects



Other works and services – corporate (Barwon region)
 Sewer collection – main sewers (Barwon region)
 Sewer collection – reticulation and other works (Barwon region)
 Sewer collection – water reclamation and disposal (Barwon region)
 Water supply – headworks (Barwon region)
 Water supply – reticulation systems (Barwon region)
 Water supply – transfer and major distribution systems (Barwon region)
 Water supply – treatment and quality improvements (Barwon region)

Source: Barwon Region Water Corporation

CEMETERIES

New projects

(\$ thousand)

	Total estimated investment	Estimated expenditure to 30.06.16	Estimated expenditure 2016-17	Remaining expenditure	Estimated completion date
Fawkner outdoor mausolea stage 2 (Fawkner)	4 275	..	4 275	..	qtr 2 2016-17
Geelong Cemeteries Trust – construction of mausoleum stage 3 (Geelong)	1 300	..	650	650	qtr 4 2017-18
Padre Pio 2 – mausoleum (Springvale)	3 293	..	3 293	..	qtr 3 2016-17
All remaining projects with a TEI of less than \$1 million	4 268	..	4 268	..	qtr 4 2016-17
Total new projects	13 136	..	12 486	650	

Source: Cemeteries

Existing projects

(\$ thousand)

	Total estimated investment	Estimated expenditure to 30.06.16	Estimated expenditure 2016-17	Remaining expenditure	Estimated completion date
All remaining projects with a TEI of less than \$1 million	1 189	240	949	..	qtr 4 2016-17
Total existing projects	1 189	240	949	..	
Total Cemeteries projects	14 325	240	13 435	650	

Source: Cemeteries

Completed projects

Mausoleum Extension (Werribee)

Purchase property adjoining Northern Memorial Park – Project Austin (Glenroy)

Upgrade Altona cremators and improve/renovate chapel complex (Altona)

Estimated to be completed after publication date and before 30 June 2016

Bunurong master plan (Dandenong South)

Chapel refurbishments (two chapels) (Springvale)

Source: Cemeteries

CENTRAL GIPPSLAND REGION WATER CORPORATION

New projects

	(\$ thousand)				
	Total estimated investment	Estimated expenditure to 30.06.16	Estimated expenditure 2016-17	Remaining expenditure	Estimated completion date
Morwell sewer – Polden Crescent sewer pump station upgrade (Morwell)	1 620	1 620	qtr 4 2018-19
Morwell sewer – reconfiguration of Crinigan Road sewer pump station rising main (Morwell)	1 383	168	1 013	202	qtr 4 2017-18
Morwell water – Buckleys Basin and water treatment plant land acquisition and new Buckleys Basin (Morwell)	1 519	1 519	qtr 4 2024-25
Nilma water reticulation renewal (Nilma)	1 043	1 043	qtr 4 2022-23
Regional outfall sewer storage desludging (Morwell)	1 518	352	..	1 166	qtr 4 2017-18
Replace pressure sewer pumps components (Seaspray, Coongulla and Loch Sport)	4 641	232	232	4 177	ongoing
Sale sewer – No. 1 rising main upgrade across Sale common (Sale)	4 032	4 032	qtr 4 2022-23
Sale sewer outfall sewer pump station and land acquisition (Sale)	8 360	51	..	8 309	qtr 4 2020-21
Sale water reticulation renewals (Sale)	1 671	..	50	1 621	qtr 4 2017-18
Sewer pump station renewals (non-metro various)	4 559	4 559	qtr 4 2024-25
Sewer trunk main renewals program (non-metro various)	2 431	2 431	ongoing
Smart metering (non-metro various)	2 320	2 320	ongoing
Soil organic recycling facility windrow turner (non-metro various)	1 250	..	625	625	qtr 4 2024-25
Trafalgar waste water – upgrade lagoons with dissolved air floatation filtration or sewer pump station and rising main and emergency storage (Trafalgar)	1 013	1 013	qtr 4 2024-25
Traralgon Water – second main to Clarkes basin (Traralgon)	1 519	1 519	qtr 4 2024-25
Traralgon water – hydro turbine on inlet valve (Traralgon)	2 026	2 026	qtr 4 2023-24

	<i>Total estimated investment</i>	<i>Estimated expenditure to 30.06.16</i>	<i>Estimated expenditure 2016-17</i>	<i>Remaining expenditure</i>	<i>Estimated completion date</i>
Yallourn North sewer – rising main replacement (Yallourn North)	5 826	1 519	253	4 054	qtr 4 2023-24
Yinnar sewer – Chapel Street sewer pump station upgrade (Yinnar)	1 114	1 114	qtr 4 2019-20
All remaining projects with a TEI less than \$1 million	28 760	3 141	2 238	23 381	various
Total new projects	76 605	5 463	4 411	66 731	

Source: Central Gippsland Region Water Corporation

Existing projects^(a)

(\$ thousand)

	<i>Total estimated investment</i>	<i>Estimated expenditure to 30.06.16</i>	<i>Estimated expenditure 2016-17</i>	<i>Remaining expenditure</i>	<i>Estimated completion date</i>
Agricultural minor works (non-metro various)	2 083	912	93	1 078	ongoing
Ancillary capital equipment (non-metro various)	3 205	1 201	222	1 782	ongoing
Bulk waste water capital projects (non-metro various)	10 663	2 393	939	7 331	ongoing
Bulk water capital projects (non-metro various)	7 048	1 360	624	5 064	ongoing
Communications infrastructure (non-metro various)	4 529	2 476	228	1 825	ongoing
Continued software development of supervisory control and data acquisition (SCADA) (non-metro various)	2 944	941	222	1 781	various
Corporate systems (Traralgon)	1 070	870	22	178	ongoing
Customer information and billing system (non-metro various)	2 257	54	1 004	1 199	ongoing
Customer meter replacements (non-metro various)	7 823	3 903	312	3 608	ongoing
Desludging program (non-metro various)	3 644	1 398	..	2 246	ongoing
Drouin sewerage outfall augmentation (Drouin)	2 735	..	2 685	50	ongoing
Drouin waste water treatment plant upgrade (Drouin)	19 750	3 162	50	16 538	qtr 4 2017-18
Drouin water – basin cover replacement (Drouin)	1 570	10	749	811	qtr 4 2019-20
Duplicate supply main from Sale water treatment plant to town (Sale)	2 952	2 790	162	..	qtr 4 2016-17
Emerging backlog schemes water – connection upgrades (non-metro various)	1 070	996	..	74	ongoing
Fleet – agribusiness tractors combine harvester (Dutson Downs)	3 137	838	207	2 092	ongoing
Fleet purchases (non-metro various)	26 980	4 577	2 264	20 139	ongoing
Gippsland water factory membrane replacement program (Morwell)	11 694	1 079	1 046	9 569	ongoing
Gippsland water factory minor improvement works (Morwell)	23 923	13 287	1 057	9 579	ongoing
Hardstand improvements (Dutson)	3 555	2 512	..	1 043	ongoing
Information technology infrastructure (non-metro various)	6 276	4 172	233	1 871	ongoing
Loader (Dutson)	1 656	1 656	qtr 4 2019-20

	<i>Total estimated investment</i>	<i>Estimated expenditure to 30.06.16</i>	<i>Estimated expenditure 2016-17</i>	<i>Remaining expenditure</i>	<i>Estimated completion date</i>
Loch Sport sewer (Loch Sport)	40 067	39 828	239	..	qtr 4 2016-17
Maffra water treatment plant sludge handling system (Maffra)	3 242	3 242	qtr 4 2019-20
Major customer meter replacements (non-metro various)	1 206	294	101	811	ongoing
Meter replacement program (non-metro various)	1 296	639	130	527	ongoing
Moe waste water treatment plant phosphorus removal (Moe)	1 651	1 651	qtr 4 2021-22
Moe water supply – replacement of Tanjil raw water pumps (Moe)	1 215	1 215	qtr 4 2019-20
Moe water treatment plant – basin liners and covers (Moe)	1 886	52	911	923	qtr 4 2018-19
Moe water treatment plant – reconfiguration of control room upgrade (Moe)	2 533	2 533	qtr 4 2018-19
Moondarra – Buckleys Hill – Australian National Committee of Large Dams remediation works stage 1 (Morwell)	5 371	5 371	qtr 4 2024-25
Moondarra – replace the pre-stressed concrete pipework through Tyers river conduit tunnels (Moondarra)	1 432	..	651	781	ongoing
Morwell water – ridge reservoir and system improvements (Morwell)	4 468	4 468	qtr 4 2020-21
Morwell water – twin six main replacement – (Morwell)	1 753	1 699	54	..	qtr 4 2016-17
Regional outfall sewer – renewal program (non-metro various)	10 589	682	..	9 907	ongoing
Regional outfall sewer creek crossings (non-metro various)	1 201	490	375	336	qtr 4 2017-18
Regional outfall sewer fencing (non-metro various)	1 531	874	354	303	qtr 4 2017-18
Regional outfall sewer fittings (non-metro various)	1 201	490	375	336	ongoing
Regional outfall sewer renewal program (Longford and Dutson)	3 684	1 807	1 042	835	qtr 4 2017-18
Replacement 5km saline waste outfall sewer pipe at McGaurans (non-metro various)	5 791	5 589	202	..	qtr 4 2016-17
Reticulation renewals (non-metro various)	13 716	1 085	1 564	11 067	ongoing
SCADA asset upgrade program (non-metro various)	11 740	5 326	1 573	4 841	ongoing
Sale water treatment plant upgrade (Sale)	5 475	5 475	ongoing

	<i>Total estimated investment</i>	<i>Estimated expenditure to 30.06.16</i>	<i>Estimated expenditure 2016-17</i>	<i>Remaining expenditure</i>	<i>Estimated completion date</i>
Sewer backlog program (non-metro various)	1 000	926	..	74	ongoing
Sewer pump station mechanical and electrical (non-metro various)	10 937	4 096	760	6 081	ongoing
Sewer reticulation customer charter initiative – minor capital projects (non-metro various)	5 920	1 660	511	3 749	ongoing
Sewer reticulation upgrades – all systems (non-metro various)	13 999	3 478	1 085	9 436	ongoing
Shared asset projects (non-metro various)	30 523	10 394	912	19 217	ongoing
Software upgrade (non-metro various)	4 595	1 153	194	3 248	ongoing
Thorpdale water treatment plant upgrade (Thorpdale)	2 533	..	2 026	507	qtr 4 2017-18
Unplanned plant failures for wastewater (e.g. pumps, instruments, plant components) (non-metro various)	12 398	4 213	814	7 371	ongoing
Upgrade of non-water and waste infrastructure (non-metro various)	1 773	796	108	869	ongoing
Warragul – Moe water supply interconnect – (water supply and demand strategy action 6) (Warragul)	9 455	1 769	526	7 160	qtr 4 2018-19
Warragul sewer – waste water treatment plant upgrade (Warragul)	18 340	18 340	qtr 4 2022-23
Warragul sewer – North East augmentation (Warragul)	2 634	..	101	2 533	qtr 4 2019-20
Warragul water – CBD distribution main bypass (Warragul)	5 370	5 370	qtr 4 2023-24
Water quality improvement minor works (non-metro various)	4 806	1 446	333	3 027	ongoing
Water reticulation improvement minor works (non-metro various)	9 170	5 168	500	3 502	ongoing
Water treatment minor capital projects (non-metro various)	18 972	6 416	1 335	11 221	ongoing
All remaining projects with a TEI less than \$1 million	18 499	5 787	1 459	11 253	various
Total existing projects	442 536	160 563	30 354	251 619	
Total Central Gippsland Region Water Corporation projects	519 141	166 026	34 765	318 350	

Source: Central Gippsland Region Water Corporation

Note:

(a) Projects are subject to ongoing review which can lead to variations to the TEI from year to year.

Completed projects

Estimated to be completed after publication date and before 30 June 2016

Labertouche water main replacement (Labertouche)

Moe water treatment plant – new chlorine facility and filter upgrade (Moe)

Moe water treatment plant – sludge handling system (Moe)

Moe water treatment plant inlet works and pH control system (Moe)

Sale/Fulham irrigation infrastructure (Sale)

Traralgon sewer – Maryvale emergency storage upgrade (Maryvale)

Traralgon sewer Stockdale Road sewer augmentation (Traralgon)

Traralgon waste water pump station and rising main for Eastern Industrial Development (Traralgon)

Source: Central Gippsland Region Water Corporation

CENTRAL HIGHLANDS REGION WATER CORPORATION

Existing projects^(a)

	(\$ thousand)				
	Total estimated investment	Estimated expenditure to 30.06.16	Estimated expenditure 2016-17	Remaining expenditure	Estimated completion date
Fleet replacement program and building maintenance (non-metro various)	8 842	1 895	1 574	5 374	ongoing
Headworks improvements – construction (non-metro various)	46 146	26 121	2 236	17 789	ongoing
Information management implementation (non-metro various)	12 971	7 675	1 629	3 667	ongoing
Land development shared assets (non-metro various)	1 485	490	100	895	ongoing
Sewerage collection system upgrade (non-metro various)	31 391	3 307	5 268	22 816	ongoing
Wastewater reticulation and treatment scheme (non-metro various)	32 929	29 307	100	3 522	ongoing
Wastewater reticulation replacements (non-metro various)	16 349	13 626	525	2 198	ongoing
Wastewater treatment plant upgrade (non-metro various)	47 147	12 322	5 048	29 777	ongoing
Water meters replacement (non-metro various)	4 201	1 877	444	1 879	ongoing
Water network upgrades (non-metro various)	6 771	1 932	486	4 352	ongoing
Water quality improvement (non-metro various)	6 662	5 628	242	792	ongoing
Water reticulation replacement (non-metro various)	12 453	4 513	1 500	6 440	ongoing
Water supply (tanks) renewal (non-metro various)	12 115	444	1 996	9 675	ongoing
Water treatment plant upgrade (non-metro various)	12 520	9 424	725	2 371	ongoing
All remaining projects with a TEI less than \$1 million	6 153	5 480	220	453	ongoing
Total existing projects	258 135	124 041	22 094	112 000	
Total Central Highlands Region Water Corporation projects	258 135	124 041	22 094	112 000	

Source: Central Highlands Region Water Corporation

Note:

(a) Projects are subject to ongoing review which can lead to variations to the TEI from year to year.

CITY WEST WATER LIMITED

New projects

(\$ thousand)

	Total estimated investment	Estimated expenditure to 30.06.16	Estimated expenditure 2016-17	Remaining expenditure	Estimated completion date
Developer sewer reticulation works 2017 (Werribee)	8 639	..	8 639	..	qtr 4 2016-17
Developer water reticulation works 2017 (Werribee)	4 039	..	4 039	..	qtr 4 2016-17
Sanctuary Lakes stage 1 upgrade (Point Cook)	5 200	200	3 200	1 800	qtr 2 2016-17
Water main renewal Grattan Street (North Melbourne)	1 412	100	..	1 312	qtr 1 2016-17
Total new projects	19 290	300	15 878	3 112	

Source: City West Water Limited

Existing projects^(a)

(\$ thousand)

	Total estimated investment	Estimated expenditure to 30.06.16	Estimated expenditure 2016-17	Remaining expenditure	Estimated completion date
Industrial supply water main (Derrimut)	650	..	650	..	qtr 4 2016-17
North outlet sewer – 1 (Werribee)	4 500	..	4 500	..	qtr 4 2016-17
Software upgrade program (Footscray)	103 573	62 600	11 111	29 862	qtr 4 2018-19
Water distribution main – Princess-Alfred Road (Werribee)	928	928	qtr 4 2020-21
Watermain renewal (Essendon)	3 500	1 400	..	2 100	qtr 2 2016-17
Werribee West growth works (Werribee)	154 000	130 000	21 600	2 400	qtr 4 2016-17
Total existing projects	267 151	194 000	37 861	35 290	
Total City West Water Corporation projects	286 441	194 300	53 739	38 402	

Source: City West Water Limited

Note:

(a) Projects are subject to ongoing review which can lead to variations to the TEI from year to year.

Completed projects

New distribution mains (Point Cook)

New distribution mains (Werribee)

Water distribution main – stage 1 (Point Cook)

Estimated to be completed after publication date and before 30 June 2016

Aquifer storage and recovery (Werribee)

Developer sewer reticulation works (Werribee)

Developer water reticulation works (Werribee)

Treatment plant upgrades (Altona)

Source: City West Water Limited

COLIBAN REGION WATER CORPORATION

Existing projects^(a)

	(\$ thousand)				
	Total estimated investment	Estimated expenditure to 30.06.16	Estimated expenditure 2016-17	Remaining expenditure	Estimated completion date
Allen Street sewer pump station – replacement rising main (Bendigo)	7 867	7 847	20	..	qtr 4 2016-17
Asset management system enhancements and data (non-metro various)	1 421	322	152	947	ongoing
Bridgewater and Laanecoorie water treatment plant upgrade and replacement (Bridgewater/ Laanecoorie)	6 113	2 944	1 680	1 489	qtr 3 2018-19
Castlemaine water reclamation plant upgrade stage 2 (Castlemaine)	9 622	9 435	90	97	qtr 4 2020-21
Channel renewals (non-metro various)	628	424	102	102	ongoing
Coliban main channel renewals works (non-metro various)	3 019	244	1 775	1 000	qtr 1 2017-18
Coliban system southern water security (non-metro various)	378	32	346	..	qtr 4 2020-21
Dam safety (non-metro various)	212	212	ongoing
Developer works/shared assets – sewer (non-metro various)	239	112	64	63	ongoing
Developer works/shared assets – water (non-metro various)	636	260	188	188	ongoing
Geographic information system (non-metro various)	1 158	250	176	732	ongoing
Heathcote backlog sewerage scheme (Heathcote)	6 242	1 204	326	4 712	qtr 4 2019-20
IT improvements (non-metro various)	1 684	1 354	330	..	ongoing
Inflow and infiltration (non-metro various)	976	27	127	822	ongoing
Investigations (non-metro various)	4 367	3 561	240	566	ongoing
Land management (non-metro various)	2 214	838	728	648	ongoing
Large flow meter replacement program (non-metro various)	2 197	697	300	1 200	ongoing
Maiden Gully and Marong – booster chlorinator and tank temporary solution (Maiden Gully/Marong)	7 717	15	..	7 702	ongoing
Non-revenue water (non-metro various)	360	30	164	166	ongoing

	<i>Total estimated investment</i>	<i>Estimated expenditure to 30.06.16</i>	<i>Estimated expenditure 2016-17</i>	<i>Remaining expenditure</i>	<i>Estimated completion date</i>
Occupational health and safety remedial works program (non-metro various)	1 106	607	499	..	ongoing
Occupational health and safety upgrades of main channel offtakes (non-metro various)	1 436	759	393	284	ongoing
Odour mitigation – Anstruther Street and Terricks Road sewer pump stations (Echuca)	1 361	172	1 189	..	qtr 4 2022-23
Pine removal and revegetation (non-metro various)	1 163	871	213	79	qtr 3 2018-19
Planned corrective and reactive maintenance (non-metro various)	5 975	1 647	752	3 576	ongoing
Property management (non-metro various)	125	105	20	..	ongoing
Rebuild Cohuna water reclamation plant (Cohuna)	2 439	2 429	10	..	qtr 1 2016-17
Residential water meter replacement (non-metro various)	3 617	917	600	2 100	qtr 4 2019-20
Rural customer metering (non-metro various)	1 255	12	116	1 127	ongoing
Rural modernisation – urban encroachment (non-metro various)	17 213	43	193	16 977	qtr 4 2018-19
Rural system reconfiguration (Harcourt)	43 153	42 992	161	..	qtr 1 2016-17
Sebastian tank (Sebastian)	1 265	231	..	1 034	qtr 4 2022-23
Sewer main renewals (non-metro various)	9 350	1 718	816	6 816	ongoing
Sewer network augmentation plans (non-metro various)	3 490	167	507	2 816	ongoing
Sewer network hydraulic models (non-metro various)	90	90	ongoing
Sewer pumping station renewals (non-metro various)	1 742	586	1 156	..	ongoing
Strathfieldsaye East outfall pump station, rising main and gravity sewer (Bendigo)	1 492	481	1 011	..	qtr 4 2017-18
Superpipe (non-metro various)	259	199	20	40	ongoing
Supervisory Control and Data Acquisition (SCADA) Security (non-metro various)	937	398	147	392	ongoing
Supervisory Control and Data Acquisition (SCADA) data integrity (non-metro various)	2 397	750	321	1 326	ongoing
Tank renewals (non-metro various)	1 555	507	424	624	ongoing
Telemetry replacement (non-metro various)	5 428	1 846	744	2 838	ongoing

	<i>Total estimated investment</i>	<i>Estimated expenditure to 30.06.16</i>	<i>Estimated expenditure 2016-17</i>	<i>Remaining expenditure</i>	<i>Estimated completion date</i>
Upgrade and validation of Bendigo recycled water scheme (Bendigo)	717	469	248	..	qtr 4 2016-17
Vehicle renewals (non-metro various)	853	484	181	188	ongoing
Water main renewals (non-metro various)	7 631	3 191	480	3 960	ongoing
Water network hydraulic models (non-metro various)	55	55	ongoing
Water reclamation plant maintenance (non-metro various)	3 165	945	150	2 070	ongoing
Water reclamation plant upgrade works (Heathcote)	1 085	236	849	..	qtr 3 2017-18
Water reclamation plants augmentation plans (non-metro various)	1 870	720	100	1 050	ongoing
Water treatment plant granular activated carbon (GAC) improvement (Echuca/Cohuna)	14 664	196	96	14 372	qtr 4 2019-20
Water treatment plant maintenance (non-metro various)	2 044	770	624	650	ongoing
Wet weather storage (Marong/Huntly/Epsom)	1 788	1 225	63	500	qtr 1 2017-18
All remaining projects with a TEI less than \$1 million	62 641	20 786	5 109	36 746	ongoing
Total existing projects	260 411	116 412	24 000	119 999	
Total Coliban Region Water Corporation projects	260 411	116 412	24 000	119 999	

Source: Coliban Region Water Corporation

Note:

(a) Projects are subject to ongoing review which can lead to variations to the TEI from year to year.

Completed projects

Diamond Gully Road trunk sewer (Castlemaine)
Rochester to Echuca water reclamation plant (Rochester)
Water systems booster disinfection (non-metro various)
Water treatment plant clear water tank refurbishment or replacement (Cohuna)

Estimated to be completed after publication date and before 30 June 2016

Echuca West land development (Echuca)
Echuca growth sewer pump station 4, 11 and 1 to 11 (Echuca)
Huntly North rising main (Huntly North)
Mixer replacement at water reclamation plant (Bendigo)
Sewer pumping station – Viewpoint development (Bendigo)

Source: Coliban Region Water Corporation

DIRECTOR OF HOUSING

New projects

(\$ thousand)

	<i>Total estimated investment</i>	<i>Estimated expenditure to 30.06.16</i>	<i>Estimated expenditure 2016-17</i>	<i>Remaining expenditure</i>	<i>Estimated completion date</i>
Accommodation for the Homeless (statewide)	21 910	..	4 030	17 880	qtr 4 2017-18
Acquisition (statewide) ^(a)	20 000	..	20 000	..	qtr 4 2016-17
Acquisition/redevelopment (North Division)	1 080	..	1 080	..	qtr 4 2016-17
Communal Family Violence Refuges – Replacement and Growth Program (statewide)	15 000	..	9 500	5 500	qtr 4 2017-18
Rapid Housing Fund (statewide)	48 750	48 750	qtr 4 2015-16
Rooming Houses Upgrade Program (metro various)	10 000	..	1 500	8 500	qtr 4 2018-19
All remaining projects with a TEI of less than \$1 million	150 977	..	150 977	..	qtr 4 2016-17
Total new projects	267 717	48 750	187 087	31 880	

Source: Director of Housing

Note:

(a) Acquisitions across growth corridors, regional centres and other high demand areas.

Existing projects

(\$ thousand)

	Total estimated investment	Estimated expenditure to 30.06.16	Estimated expenditure 2016-17	Remaining expenditure	Estimated completion date
Acquisition/redevelopment of 6 units in North Division (statewide) ^(a)	2 978	1 448	1 530	..	qtr 4 2016-17
Acquisition/redevelopment of 19 units in South Division (statewide) ^(b)	6 648	1 506	4 805	337	qtr 4 2016-17
Acquisition/redevelopment of 4 units in East Division (statewide) ^(c)	1 165	330	835	..	qtr 4 2016-17
Carlton redevelopment – 246 units/sites (North-West metro)	146 401	141 186	2 225	2 990	qtr 4 2018-19
Efficient Government Building (statewide)	13 386	1 600	5 851	5 935	qtr 4 2018-19
Heidelberg redevelopment – 600 units/sites (Heidelberg)	160 000	49 219	16 000	94 781	qtr 4 2022-23
Norlane redevelopment – 164 units/ sites (Norlane)	43 240	37 219	3 000	3 021	qtr 4 2016-17
Westmeadows redevelopment – 144 units/sites (Westmeadows)	71 803	38 395	9 400	24 008	qtr 4 2018-19
Total existing projects	445 621	270 903	43 646	131 072	
Total Director of Housing (PNFC) projects	713 338	319 653	230 733	162 952	

Source: Director of Housing (PNFC)

Notes:

- (a) Of the original 21 units in North Division, 15 units are complete and have been reported in 'completed projects'.
 (b) Of the original 23 units in South Division, four units are complete and have been reported in 'completed projects'.
 (c) TEI and project scope revised.

Completed projects

Estimated to be completed after publication date and before 30 June 2016

Acquisition/conversions in West Division (statewide)
 Acquisition/redevelopment in East Division (statewide)
 Acquisition/redevelopment in North Division (statewide)
 Acquisition/redevelopment in South Division (statewide)
 Upgrade of flats/foyers in South Division (statewide)
 Upgrade of flats/foyers in North Division (statewide)
 Victorian Youth Foyers – 3rd Youth foyer (Shepparton)

Source: Director of Housing

EAST GIPPSLAND REGION WATER CORPORATION

New projects

(\$ thousand)

	Total estimated investment	Estimated expenditure to 30.06.16	Estimated expenditure 2016-17	Remaining expenditure	Estimated completion date
Marine Parade sewage pumping station upgrade and new rising main (Lakes Entrance)	1 645	..	1 645	..	qtr 4 2016-17
Total new projects	1 645	..	1 645	..	

Source: East Gippsland Region Water Corporation

Existing projects

(\$ thousand)

	Total estimated investment	Estimated expenditure to 30.06.16	Estimated expenditure 2016-17	Remaining expenditure	Estimated completion date
Bairnsdale waste water treatment flow balancing upgrade (Bairnsdale)	1 789	..	389	1 400	qtr 4 2017-18
Developer financed works – wastewater (non-metro various)	8 379	..	881	7 498	qtr 4 2025-26
Developer financed works – water (non-metro various)	6 369	..	661	5 708	qtr 4 2025-26
All remaining projects with a TEI less than \$1 million	12 515	..	5 210	7 305	qtr 4 2018-19
Total existing projects	29 052	..	7 141	21 911	
Total East Gippsland Region Water Corporation projects	30 697	..	8 786	21 911	

Source: East Gippsland Region Water Corporation

Note:

(a) Projects are subject to ongoing review which can lead to variations to the TEI from year to year.

GIPPSLAND AND SOUTHERN RURAL WATER CORPORATION

New projects

(\$ thousand)

	Total estimated investment	Estimated expenditure to 30.06.16	Estimated expenditure 2016-17	Remaining expenditure	Estimated completion date
All remaining projects with a TEI less than \$1 million	11 065	66	823	10 176	various
Total new projects	11 065	66	823	10 176	

Source: Gippsland and Southern Rural Water Corporation

Existing projects^(a)

(\$ thousand)

	Total estimated investment	Estimated expenditure to 30.06.16	Estimated expenditure 2016-17	Remaining expenditure	Estimated completion date
MID 2030: modernising the Macalister Irrigation District (Gippsland)	31 997	25 593	6 404	..	qtr 4 2016-17
Werribee Irrigation District pipeline 4/1 (Werribee)	4 500	3389	1 111	..	qtr 1 2016-17
All remaining projects with a TEI less than \$1 million	21 913	6 531	6 541	8 841	various
Total existing projects	58 410	35 513	14 056	8 841	
Total Gippsland and Southern Rural Water Corporation projects	69 475	35 579	14 879	19 017	

Source: Gippsland and Southern Rural Water Corporation

Note:

(a) Projects are subject to ongoing review which can lead to variations to the TEI from year to year.

GOULBURN-MURRAY RURAL WATER CORPORATION

New projects

(\$ thousand)

	Total estimated investment	Estimated expenditure to 30.06.16	Estimated expenditure 2016-17	Remaining expenditure	Estimated completion date
Structure program (non-metro various)	53 289	..	10 758	42 531	qtr 4 2021-22
All remaining projects with a TEI less than \$1 million	15 042	..	15 042	..	qtr 4 2016-17
Total new projects	68 331	..	25 800	42 531	

Source: Goulburn-Murray Rural Water Corporation

Existing projects^(a)

(\$ thousand)

	Total estimated investment	Estimated expenditure to 30.06.16	Estimated expenditure 2016-17	Remaining expenditure	Estimated completion date
Connections project (non-metro various) ^(b)	927 357	716 198	78 010	133 149	qtr 4 2017-18
EIL Jerusalem Creek – sewage barge (Jerusalem Creek)	867	334	533	..	qtr 4 2016-17
Embankment – downstream – filters and rock buttress (Tullaroop)	11 442	7 351	4 091	..	qtr 4 2016-17
GOU Jerusalem Creek Holiday Park sewerage upgrade (Jerusalem Creek)	1 163	687	476	..	qtr 4 2016-17
ICT enhancement projects (non-metro various)	22 887	2 331	3 767	16 789	qtr 4 2021-22
Lake Buffalo hoist upgrade (Myrtleford)	1 943	398	1 545	..	qtr 4 2016-17
Linear programme (non-metro various)	65 070	11 617	9 006	44 447	qtr 4 2021-22
Total existing projects	1 030 729	738 916	97 428	194 385	
Total Goulburn-Murray Rural Water Corporation projects	1 099 060	738 916	123 228	236 916	

Source: Goulburn-Murray Rural Water Corporation

Notes:

(a) Projects are subject to ongoing review which can lead to variations to the TEI from year to year.

(b) TEI has increased compared to the 2015-16 Budget due to a change in accounting treatment of capital and output expenditure.

GOULBURN VALLEY REGION WATER CORPORATION

New projects

(\$ thousand)

	<i>Total estimated investment</i>	<i>Estimated expenditure to 30.06.16</i>	<i>Estimated expenditure 2016-17</i>	<i>Remaining expenditure</i>	<i>Estimated completion date</i>
Clear water storage augmentation (Nathalia)	1 320	60	1 260	..	qtr 4 2016-17
Sewer network augmentation (Alexandra)	1 035	1 035	qtr 4 2020-21
Sewer pump station 54 pump station and rising main upgrade (Shepparton)	1 015	1 015	qtr 4 2022-23
Waste management facility offsets project (Kilmore)	6 675	480	585	5 610	qtr 4 2025-26
Waste management facility offsets project (Mansfield)	3 796	406	500	2 890	qtr 4 2018-19
Water treatment plant optimisation (non-metro various)	17 000	..	850	16 150	ongoing
All remaining projects with a TEI less than \$1 million	1 285	20	..	1 265	various
Total new projects	32 126	966	3 195	27 965	

Source: Goulburn Valley Region Water Corporation

Existing projects^{(a)(b)}

(\$ thousand)

	<i>Total estimated investment</i>	<i>Estimated expenditure to 30.06.16</i>	<i>Estimated expenditure 2016-17</i>	<i>Remaining expenditure</i>	<i>Estimated completion date</i>
Above ground asset replacement (non-metro various)	14 040	2 040	600	11 400	ongoing
Asset acquisitions – corporate assets (non-metro various)	73 205	5 925	3 250	64 030	ongoing
Clear water storage augmentation (Euroa)	1 530	70	1 460	..	qtr 4 2016-17
Clear water storage augmentation (Rushworth)	1 305	100	205	1 000	qtr 4 2017-18
Clear water storage augmentation (Shepparton)	3 425	3 425	qtr 4 2026-27
Councils – water and sewer (non-metro various)	9 714	1 314	420	7 980	ongoing
DN375 direct feed water main to south tank (Shepparton)	4 210	4 210	qtr 4 2021-22
DN375 water main south of Raftery Road (Shepparton)	1 750	1 750	qtr 4 2028-29
DN450 trunk water main south of Kialla Lakes Drive (Shepparton)	1 215	1 215	qtr 4 2023-24
Duplication of the Shepparton-Mooroopna transfer pipeline (Mooroopna)	6 575	6 575	qtr 4 2026-27
Fryers Street office relocation (Shepparton)	7 280	..	100	7 180	qtr 4 2020-21
Goram pipeline replacement (Euroa)	2 640	2 640	qtr 4 2021-22
Ladder, stair and platform improvements (non-metro various) ^(c)	1 005	100	905	..	qtr 4 2016-17
Landowner reticulation works – sewer (non-metro various)	65 696	6 496	2 400	56 800	ongoing
Landowner reticulation works – water (non-metro various)	37 706	3 906	1 600	32 200	ongoing
Lemnos pump station upgrade (Shepparton)	2 005	2 005	qtr 4 2028-29
McLennan Street pump station upgrade (Mooroopna)	1 835	1 835	qtr 4 2027-28
McLennan Street water main augmentation (Mooroopna)	1 765	1 765	qtr 4 2027-28
Minor infrastructure items (non-metro various)	6 497	697	290	5 510	ongoing
Murray Goulburn Co-operative unfluoridated water pipeline (Cobram)	3 800	1 088	2 712	..	qtr 4 2016-17
Non-revenue bulk flow meters upgrade and replacement (non-metro various)	2 904	314	..	2 590	ongoing

	<i>Total estimated investment</i>	<i>Estimated expenditure to 30.06.16</i>	<i>Estimated expenditure 2016-17</i>	<i>Remaining expenditure</i>	<i>Estimated completion date</i>
Outfall rising main replacement (Shepparton)	8 360	160	100	8 100	qtr 4 2025-26
Pipeline construction (Broadford/Kilmore)	16 925	16 925	qtr 4 2027-28
Pyalong – Tooborac to Pyalong pipeline (Pyalong)	3 215	3 215	qtr 4 2024-25
Raw water pump station augmentation (Shepparton)	6 090	6 090	qtr 4 2021-22
Raw water storage (Sawmill Settlement)	3 560	3 560	qtr 4 2027-28
Raw water storage augmentation (Euroa)	7 495	1 215	320	5 960	qtr 4 2018-19
Relining/replacement sewers (non-metro various)	63 643	4 168	1 295	58 180	ongoing
Replacement of Abbinga Reservoir (Euroa)	5 870	..	200	5 670	qtr 4 2021-22
Sewer network augmentation (Kilmore)	2 300	1 104	1 196	..	qtr 4 2016-17
Sewer network augmentation (Seymour)	1 145	1 025	120	..	qtr 4 2016-17
Sewer pump station No. 1 rising main replacement (Seymour)	4 440	155	100	4 185	qtr 4 2018-19
Sewer pump station No. 4 pump station and rising main upgrade (Nagambie)	3 046	141	..	2 905	qtr 4 2019-20
Sewer reticulation replacements (Violet Town)	2 200	450	..	1 750	qtr 4 2021-22
Sewer rising main No. 1 replacement (Euroa)	2 165	45	55	2 065	qtr 4 2019-20
Sewer rising main replacements (non-metro various)	1 032	242	..	790	qtr 4 2019-20
Shared assets – sewer (non-metro various)	8 895	895	400	7 600	ongoing
Shared assets – water (non-metro various)	8 672	672	400	7 600	ongoing
Shepparton South tank pump station upgrade (Shepparton)	1 650	1 650	qtr 4 2022-23
South sewer pump station rising main stage 4 (Kialla Lakes)	1 600	1 600	qtr 4 2024-25
Supervisory control and data acquisition security infrastructure replacement (non-metro various)	10 770	10 770	qtr 4 2025-26
Supply main replacement (Dookie)	1 190	680	..	510	qtr 4 2019-20
Switchboard replacements (non-metro various)	3 272	1 022	750	1 500	qtr 4 2018-19

	<i>Total estimated investment</i>	<i>Estimated expenditure to 30.06.16</i>	<i>Estimated expenditure 2016-17</i>	<i>Remaining expenditure</i>	<i>Estimated completion date</i>
Waste management facility – additional winter storage stage 2 (Tatura)	3 420	290	2 130	1 000	qtr 4 2017-18
Waste management facility additional irrigation area (Kilmore)	1 125	1 125	qtr 4 2027-28
Waste management facility additional winter storage (Kilmore)	5 160	5 160	qtr 4 2025-26
Waste management facility additional winter storage (Mansfield)	3 390	3 390	qtr 4 2025-26
Waste management facility augmentation (Tatura)	3 550	3 550	qtr 4 2024-25
Waste management facility high rate anaerobic lagoon additional aerators and mixers (Shepparton)	1 410	1 410	qtr 4 2024-25
Waste management facility high rate anaerobic lagoon cover replacement (Shepparton)	5 110	170	..	4 940	qtr 4 2018-19
Waste management facility inlet works upgrades (non-metro various)	3 150	1 030	750	1 370	qtr 4 2023-24
Waste management facility irrigation capacity upgrade (Broadford)	1 800	1 800	qtr 4 2029-30
Waste management facility irrigation capacity upgrade (Yea)	2 170	2 170	qtr 4 2027-28
Waste management facility lagoon 6 refurbishment (Alexandra)	1 315	1 315	qtr 4 2034-35
Waste management facility winter storage capacity upgrade (Shepparton)	1 500	1 500	qtr 4 2028-29
Water mains replacement (non-metro various)	87 357	4 827	3 000	79 530	ongoing
Water meters replacement (non-metro various)	6 425	370	310	5 745	ongoing
Water meters stock (non-metro various)	2 640	240	120	2 280	ongoing
Water network augmentation – stage 2 (Alexandra)	1 475	1 475	qtr 4 2019-20
Water treatment plant augmentation stage 2 (Cobram)	6 175	20	1 980	4 175	qtr 4 2024-25
Water treatment plant capacity upgrade (Shepparton)	1 285	1 285	qtr 4 2019-20
Water treatment plant capacity upgrade (Tatura)	8 000	250	950	6 800	qtr 4 2018-19
Water treatment plant improvement works (Nagambie)	6 410	3 140	3 270	..	qtr 4 2016-17
Water treatment plant upgrade (Broadford)	8 450	8 450	qtr 4 2020-21

	<i>Total estimated investment</i>	<i>Estimated expenditure to 30.06.16</i>	<i>Estimated expenditure 2016-17</i>	<i>Remaining expenditure</i>	<i>Estimated completion date</i>
Water treatment plant upgrade (Mansfield)	5 885	5 885	qtr 4 2023-24
Water treatment plant upgrade (Nathalia)	9 280	90	60	9 130	qtr 4 2021-22
All remaining projects with a TEI less than \$1 million ^(d)	26 608	1 779	3 238	21 591	various
Total existing projects	620 727	46 230	34 686	539 811	
Total Goulburn Valley Region Water Corporation projects	652 853	47 196	37 881	567 776	

Source: Goulburn Valley Region Water Corporation

Notes:

- (a) The presentation of projects may change from year to year as from time to time projects are aggregated, or disaggregated from a larger or more generic project. In some cases minor adjustments have been made to project names.
- (b) Projects are subject to ongoing review which can lead to variations to the TEI from year to year.
- (c) This project was included in the 2015-16 Budget Paper No. 4 under 'All remaining projects with a TEI less than \$1 million'.
- (d) This includes the following projects that were previously separately disclosed but now have a TEI of less than \$1 million:
- Waste management facility – additional offset reusers (Tatura); and
 - Water tower upgrade (Tatura).

Completed projects

Estimated to be completed after publication date and before 30 June 2016

Additional raw water storage (Tatura)

Clear water storage upgrade (Nagambie) ^(a)

Disinfection upgrade (Marysville) ^(a)

Maculata Drive tower replacement (Shepparton) ^(b)

Sewer network augmentation (Wandong)

Shepparton Operations Centre drainage improvement works and vehicle wash bay replacement (Shepparton) ^(b)

Upgrade of Nine Mile Creek Reservoir (Longwood) ^(a)

Water treatment plant upgrade (Numurkah)

Source: Goulburn Valley Region Water Corporation

Notes:

- (a) This project was included in the 2015-16 Budget 'completed' but was extended past 30 June 2016'.
- (b) This project was included in the 2015-16 Budget Paper No. 4 under 'All remaining projects with a TEI less than \$1 million'.

GRAMPIANS WIMMERA MALLEE WATER CORPORATION

New projects

(\$ thousand)

	Total estimated investment	Estimated expenditure to 30.06.16	Estimated expenditure 2016-17	Remaining expenditure	Estimated completion date
Rural water supply project (South West Loddon)	80 600	500	28 182	51 918	qtr 4 2017-18
Water treatment (Sea Lake)	2 908	..	2 908	..	qtr 4 2016-17
Total new projects	83 508	500	31 090	51 918	

Source: Grampians Wimmera Mallee Water Corporation

Existing projects^{(a)(b)}

(\$ thousand)

	Total estimated investment	Estimated expenditure to 30.06.16	Estimated expenditure 2016-17	Remaining expenditure	Estimated completion date
Meter replacement programs (non-metro various)	2 929	2 025	365	539	ongoing
Regulated flow metering and structure upgrades (non-metro various) ^(c)	1 200	220	980	..	qtr 4 2016-17
Sewer mains – replacement and other works (non-metro various)	10 432	3 084	5 065	2 283	ongoing
Waste water treatment plant upgrades (non-metro various)	4 700	1 794	2 309	597	ongoing
Water mains – replacement and other works (non-metro various)	6 273	1 969	2 743	1 561	ongoing
Water supply system upgrades (non-metro various) ^(c)	1 330	627	456	246	ongoing
Water treatment plant major infrastructure (non-metro various)	4 197	1 292	2 188	717	ongoing
All remaining projects with a TEI less than \$1 million	24 424	11 702	7 305	5 417	ongoing
Total existing projects	55 484	22 713	21 410	11 361	
Total Grampians Wimmera Mallee Water Corporation projects	138 992	23 213	52 500	63 279	

Source: Grampians Wimmera Mallee Water Corporation

Notes:

- (a) TEI for renewals projects covers a period from 2013-14 to 2017-18.
 (b) Projects are subject to ongoing review which can lead to variations to the TEI from year to year.
 (c) This project was included in the 2015-16 Budget under 'All remaining projects with a TEI less than \$1 million'.

Completed projects

Estimated to be completed after publication date and before 30 June 2016

Wimmera Mallee pipeline project (non-metro various)

Source: Grampians Wimmera Mallee Water Corporation

LOWER MURRAY URBAN AND RURAL WATER CORPORATION

New projects

(\$ thousand)

	Total estimated investment	Estimated expenditure to 30.06.16	Estimated expenditure 2016-17	Remaining expenditure	Estimated completion date
Kerang water treatment plant programmable logic controller automation (Kerang)	1 400	..	1 400	..	qtr 4 2016-17
Mildura water treatment plant modify inlet pipework, new flow splitter and clarifier feed pipework (Mildura)	1 661	..	1 661	..	qtr 4 2016-17
Mildura water treatment plant Seventh Street upgrade power supply (Mildura)	1 000	..	1 000	..	qtr 4 2016-17
Purchase of water (non-metro various) ^(a)	4 050	..	675	3 375	ongoing
Red Cliffs main irrigation pump station – suction pipework modification (Red Cliffs)	2 000	..	2 000	..	qtr 4 2016-17
Swan Hill – asbestos cement rising main replacement to waste water treatment plant (Swan Hill)	1 800	..	1 800	..	qtr 4 2016-17
Total new projects	11 911	..	8 536	3 375	

Source: Lower Murray Urban and Rural Water Corporation

Note:

(a) Project reflects the capital purchase of water shares.

Existing projects^(a)

(\$ thousand)

	<i>Total estimated investment</i>	<i>Estimated expenditure to 30.06.16</i>	<i>Estimated expenditure 2016-17</i>	<i>Remaining expenditure</i>	<i>Estimated completion date</i>
Main replacements (non-metro various)	14 673	3 927	1 580	9 166	ongoing
Mildura trunk main extensions – construction (Mildura)	6 580	4 145	435	2 000	ongoing
Minor irrigation capital works – new (non-metro various)	1 628	418	335	875	ongoing
Minor irrigation capital works – replacement (non-metro various)	15 813	5 202	2 046	8 565	ongoing
Private diverters – metering program (non-metro various)	988	343	95	550	ongoing
Rehabilitation of sewers (non-metro various)	8 446	2 446	1 000	5 000	ongoing
Sunraysia modernisation project (Mildura)	119 825	111 928	7 897	..	qtr 4 2016-17
All remaining projects with a TEI less than \$1 million	64 441	18 083	7 843	38 515	various
Total existing projects	232 394	146 492	21 231	64 671	
Total Lower Murray Urban and Rural Water Corporation projects	244 305	146 492	29 767	68 046	

Source: Lower Murray Urban and Rural Water Corporation

Note:

(a) Projects are subject to ongoing review which can lead to variations to the TEI from year to year.

MELBOURNE WATER CORPORATION

New projects

(\$ thousand)

	Total estimated investment	Estimated expenditure to 30.06.16	Estimated expenditure 2016-17	Remaining expenditure	Estimated completion date
Alternate water sources projects (statewide)	6 681	..	513	6 168	ongoing
Corporate support projects (statewide)	34 747	..	5 975	28 771	ongoing
Drainage and flood projects (statewide)	169 864	..	7 762	162 102	ongoing
Eastern treatment plant projects (statewide)	236 871	..	12 256	224 615	ongoing
Information technology projects (statewide)	29 614	..	3 958	25 656	ongoing
Land development projects (statewide)	8 398	..	8 398	..	ongoing
Production and storage projects (statewide)	101 524	..	4 998	96 526	ongoing
Sewerage transfer projects (statewide)	144 229	..	10 450	133 780	ongoing
Stormwater quality projects (statewide)	85 236	..	2 277	82 959	ongoing
Water quality projects (statewide)	157 981	..	3 409	154 573	ongoing
Water transfer projects (statewide)	30 374	..	4 814	25 560	ongoing
Waterways condition projects (statewide)	120 056	..	9 859	110 198	ongoing
Western treatment plant projects (statewide)	177 310	..	7 818	169 492	ongoing
All remaining projects with a TEI less than \$1 million	77 965	..	16 943	61 022	ongoing
Total new projects	1 380 850	..	99 428	1 281 422	

Source: Melbourne Water Corporation

Existing projects^(a)

(\$ thousand)

	Total estimated investment	Estimated expenditure to 30.06.16	Estimated expenditure 2016-17	Remaining expenditure	Estimated completion date
Corporate projects (statewide)	32 023	..	12 031	19 992	ongoing
Eastern treatment plant projects (Bangholme)	143 609	..	39 388	104 222	ongoing
Information technology projects (statewide)	122 428	..	16 525	105 903	ongoing
Land development projects (statewide)	576 233	..	76 285	499 949	ongoing
New resources projects (statewide)	249	..	95	154	ongoing
Sewerage transfer projects (statewide)	249 741	..	40 499	209 242	ongoing
Water production and storage projects (statewide)	61 829	..	40 135	21 694	ongoing
Water quality projects (statewide)	92 789	..	7 877	84 912	ongoing
Water transfer projects (statewide)	217 741	..	38 967	178 774	ongoing
Waterways condition, drainage and flood protection projects (statewide)	303 356	..	40 904	262 452	ongoing
Waterways stormwater quality projects (statewide)	44 626	..	6 685	37 941	ongoing
Western treatment plant projects (Werribee)	419 495	..	69 805	349 690	ongoing
All remaining projects with a TEI less than \$1 million	15 571	..	6 788	8 783	ongoing
Total existing projects	2 279 690	..	395 985	1 883 705	
Total Melbourne Water Corporation projects	3 660 540	..	495 413	3 165 127	

Source: Melbourne Water Corporation

Note:

(a) The TEI for the programs of work in existing projects will vary annually depending on the identified expenditure. The TEI for the programs of work provided in this year's submission are based on a five year program consistent with Melbourne Water Corporation's Corporate Plan.

Completed projects

Estimated to be completed after publication date and before 30 June 2016

All remaining projects with a TEI less than \$1 million

Alphington sewer project – Kew North branch (Kew North)

Alphington sewer project North Yarra main sewer (Fairfield/Alphington)

Brodies Creek section 8 (Greenvale)

Campbells Main Drain section 2 (Truganina)

Corrosion protection via Magnesium Hydroxide spray coating of Hobsons Bay main Yarra Crossing (Spotswood)

Davidsons Creek section 8 (Officer)

Disinfection plants Brahams Road/Lyrebird Avenue (East Warburton)

Dohertys Creek section 9 (Truganina)

Eastern Treatment Plant – Primary sediment tank louvre replacement (Carrum)

Eastern Treatment Plant generator renewal (Bangholme)

Edgars Creek section 36 (Epping)

Greenvale Dam remediation (Greenvale)

Hoppers Crossing air treatment facility upgrade (Hoppers Crossing)

Laurimar Drain section 25 (Whittlesea)

Laverton Main Drain section 57 (Truganina)

Ordish Road North section 21 stage 2 (Dandenong South)

Perry Road Drain section 4 (Keysborough)

Punt Road St Kilda main renewal (South Yarra/Prahran/St Kilda)

Rehabilitation of North West sewer (Essendon)

Ridge road upgrade (Whittlesea)

Rodds Drain section 19 stage 8 (Lyndhurst)

Sheltons Drain East retarding basin (Keysborough)

Silvan lime dosing plant (Silvan)

St Albans tanks 2 and 3 ring road renewal (St Albans)

Thomson erosion protection right abutment (Rawson)

Ti Tree Creek Drain north retarding basin / Wetland (Clyde North)

Tributary of Davis Creek section 5 (Tarneit)

Western Treatment Plant land use plan compliance (Werribee)

Western Treatment Plant sludge drying augmentation (Werribee)

Western trunk sewer corrosion protection via Magnesium Hydroxide spray coating (Hopper Crossing)

Wylies Drain main branch section 1 stage 3 (Botanic Ridge)

Source: Melbourne Water Corporation

Note:

(a) *This year's listing of 'completed projects' includes some individual developer works projects which were previously consolidated under the heading of Land Development in the 2015-16 Budget and some larger projects completed from within the programs of consolidated works and reported under 'existing projects' in the 2015-16 Budget.*

NORTH EAST REGION WATER CORPORATION

New projects

(\$ thousand)

	<i>Total estimated investment</i>	<i>Estimated expenditure to 30.06.16</i>	<i>Estimated expenditure 2016-17</i>	<i>Remaining expenditure</i>	<i>Estimated completion date</i>
Bright waste water treatment plant discharge project (Bright)	1 137	..	27	1 110	qtr 4 2019-20
Goorambat security of supply pipeline (Goorambat)	2 092	..	1 000	1 092	qtr 4 2017-18
Myrtleford waste water treatment plant upgrade project (Myrtleford)	1 077	..	100	977	qtr 4 2018-19
Wahgunyah water treatment plant multiple barriers (Wahgunyah)	1 152	..	15	1 137	qtr 4 2018-19
All remaining projects with a TEI less than \$1 million	1 005	..	550	455	ongoing
Total new projects	6 463	..	1 692	4 771	

Source: North East Region Water Corporation

Existing projects

(\$ thousand)

	<i>Total estimated investment</i>	<i>Estimated expenditure to 30.06.16</i>	<i>Estimated expenditure 2016-17</i>	<i>Remaining expenditure</i>	<i>Estimated completion date</i>
Above ground asset replacement – sewer (non-metro various)	6 530	685	966	4 879	ongoing
Above ground asset replacement – water (non-metro various)	6 372	804	1 199	4 369	ongoing
Asset management system (non-metro various)	1 104	600	504	..	qtr 4 2016-17
Beechworth clear water expansion (Beechworth)	1 900	..	1 900	..	qtr 4 2016-17
Below ground asset replacement – sewer (non-metro various)	5 841	1 020	771	4 050	ongoing
Below ground asset replacement – water (non-metro various)	6 843	1 900	936	4 007	ongoing
Bright water treatment plant (Bright)	6 299	4 000	2 299	..	qtr 4 2016-17
ICT strategy (non-metro various)	1 450	100	650	700	qtr 4 2017-18
Permanent water purchase (non-metro various)	1 650	650	500	500	qtr 4 2017-18
Sewer spill mitigation project (non-metro various)	2 202	361	19	1 822	qtr 4 2018-19
Supervisory control and data acquisition system upgrade and replacement (non-metro various)	1 897	200	469	1 228	ongoing
Trunk watermain Leneva Valley (Wodonga)	2 343	100	1 800	443	qtr 4 2017-18
Vehicle replacement (non-metro various)	4 064	814	650	2 600	ongoing
Wangaratta ground water supply (Wangaratta)	2 635	50	250	2 335	qtr 4 2017-18
Wangaratta reuse expansion masterplan (Wangaratta)	1 500	70	1 430	..	qtr 4 2016-17
Wangaratta tradewaste treatment plant upgrade (Wangaratta)	2 645	65	85	2 495	qtr 4 2020-21
Wangaratta waste water treatment plant upgrade (Wangaratta)	4 719	..	733	3 986	qtr 4 2018-19
All remaining projects with a TEI less than \$1 million	8 587	1 539	3 222	3 826	ongoing
Total existing projects	68 580	12 958	18 383	37 239	
Total North East Region Water Corporation projects	75 043	12 958	20 075	42 010	

Source: North East Region Water Corporation

Completed projects

Estimated to be completed after publication date and before 30 June 2016

Bright 2ML clear water storage (Bright)

Moyhu unserviced communities waste water treatment plant project (Moyhu)

Wangaratta Phillipson Street tank No.1 repair (Wangaratta)

Source: North East Region Water Corporation

PLACES VICTORIA

Existing projects^(a)

(\$ thousand)

	Total estimated investment	Estimated expenditure to 30.06.16	Estimated expenditure 2016-17	Remaining expenditure	Estimated completion date
Harbour Esplanade Redevelopment Stage 2 (Docklands) ^(b)	21 220	2 243	10 250	8 727	qtr 2 2017-18
IT Expenditure (Melbourne)	3 000	..	500	2 500	qtr 4 2023-24
Project Information Management System (PIMS) (Melbourne)	2 700	1 334	1 366	..	qtr 3 2016-17
Ron Barassi Senior Park Stage 2 (Docklands)	11 000	85	10 915	..	qtr 4 2016-17
Total existing projects	37 920	3 662	23 031	11 227	
Total Places Victoria projects	37 920	3 662	23 031	11 227	

Source: Places Victoria

Notes:

- (a) Projects are subject to ongoing review which can lead to variations to the TEI from year to year.
 (b) Rescheduled due to revised scope of project and necessary approvals.

Completed projects

Ron Barassi Senior Park Stage 1 (Docklands)

Source: Places Victoria

PORT OF MELBOURNE CORPORATION

New projects^(a)

(\$ thousand)

	Total estimated investment	Estimated expenditure to 30.06.16	Estimated expenditure 2016-17	Remaining expenditure	Estimated completion date
Channels and waterways – capital projects (Port Phillip Bay)	15 003	..	15 003	..	ongoing
Information technology – upgrades and development (Melbourne)	1 218	..	1 218	..	ongoing
New infrastructure – wharfs and berths (Melbourne)	3 800	..	3 800	..	ongoing
Station Pier capital projects (Port Melbourne)	871	..	871	..	ongoing
Wharf rehabilitation (various)	10 984	..	10 984	..	ongoing
All remaining projects with a TEI less than \$1 million	5 102	..	5 102	..	ongoing
Total new projects	36 978	..	36 978	..	

Source: Port of Melbourne Corporation

Note:

(a) Due to the Port of Melbourne lease transaction, the budget does not take into account any Port of Melbourne Corporation financial data beyond 2016-17.

Existing projects^{(a)(b)}

(\$ thousand)

	Total estimated investment	Estimated expenditure to 30.06.16	Estimated expenditure 2016-17	Remaining expenditure	Estimated completion date
Channels and waterways – capital projects (Port Phillip Bay)	17 869	17 669	200	..	ongoing
Information technology – upgrades and development (Melbourne)	3 191	2 481	710	..	ongoing
Port capacity expansion project (Melbourne)	598 109	456 886	141 223	..	ongoing
Station Pier capital projects (Port Melbourne)	5 444	3 004	2 440	..	ongoing
Wharf rehabilitation (various) ^(c)	46 565	37 135	9 430	..	ongoing
All remaining projects with a TEI less than \$1 million ^(c)	7 940	5 716	2 224	..	ongoing
Total existing projects	679 118	522 891	156 227	..	
Total Port of Melbourne Corporation projects	716 096	522 891	193 205	..	

Source: Port of Melbourne Corporation

Notes:

- (a) Projects are subject to ongoing review which can lead to variations to the TEI from year to year.
- (b) Due to the Port of Melbourne lease transaction, the budget does not take into account any Port of Melbourne Corporation financial data beyond 2016-17.
- (c) Project includes 'Site rehabilitation and environmental projects – various', which was reported separately in last year's Budget Paper No. 4.

Completed projects

Channels and waterways – capital projects (Port Phillip Bay)
 Information technology – upgrades and development (Melbourne)
 Terminal interconnectivity – roadway construction projects (various)
 Wharf rehabilitation (various)

Source: Port of Melbourne Corporation

SOUTH EAST WATER LIMITED

New projects

(\$ thousand)

	<i>Total estimated investment</i>	<i>Estimated expenditure to 30.06.16</i>	<i>Estimated expenditure 2016-17</i>	<i>Remaining expenditure</i>	<i>Estimated completion date</i>
Sewer system growth – Fisherman’s Bend – sewer mining plant (Port Phillip)	40 000	40 000	qtr 4 2018-19
Sewer system growth – Shire of Baw Baw (Baw Baw)	1 256	1 256	qtr 4 2019-20
All remaining projects with a TEI less than \$1 million	312	312	qtr 4 2017-18
Total new projects	41 568	41 568	

Source: South East Water Limited

Existing projects^{(a)(b)}

(\$ thousand)

	<i>Total estimated investment</i>	<i>Estimated expenditure to 30.06.16</i>	<i>Estimated expenditure 2016-17</i>	<i>Remaining expenditure</i>	<i>Estimated completion date</i>
Corporate miscellaneous (metro various)	20 025	3 375	3 810	12 840	qtr 4 2020-21
Information technology – other (metro various) ^(c)	75 580	10 580	12 000	53 000	qtr 4 2020-21
Land and buildings miscellaneous (metro various) ^(d)	7 944	294	1 250	6 400	qtr 4 2020-21
Meters (metro various) ^(e)	51 379	3 434	6 939	41 006	qtr 4 2020-21
Recycled water – City of Casey (Casey)	8 191	3 191	1 000	4 000	qtr 4 2020-21
Recycled water – other (metro various) ^(f)	51 627	2 222	11 081	38 324	qtr 4 2020-21
Sewer growth backlog – Dromana Portsea backlog scheme (Dromana/Portsea)	57 980	9 500	9 296	39 184	qtr 4 2020-21
Sewer growth backlog – Sherbrooke backlog scheme (Sherbrooke)	3 000	..	3 000	..	qtr 4 2016-17
Sewer quality – other (metro various)	5 688	1 033	815	3 840	qtr 4 2020-21
Sewer system growth – Blind Bight sewer treatment plant (Blind Bight) ^(g)	13 700	200	500	13 000	qtr 4 2020-21
Sewer system growth – Boneo sewage treatment plant (Boneo)	113 104	6 204	6 900	100 000	qtr 4 2020-21
Sewer system growth – Cardinia Shire Council (Cardinia)	53 405	11 300	18 451	23 654	qtr 4 2020-21
Sewer system growth – City of Casey (Casey) ^(h)	63 470	11 500	15 249	36 721	qtr 4 2020-21
Sewer system growth – City of Kingston (Kingston)	4 800	800	895	3 105	qtr 4 2019-20
Sewer system growth – City of Port Phillip (Port Phillip) ⁽ⁱ⁾	30 217	2 000	..	28 217	qtr 4 2020-21
Sewer system growth – Koo Wee Rup/Lang Lang STP (Cardinia) ^(j)	33 635	6 135	8 250	19 250	qtr 4 2018-19
Sewer system growth – Longwarry sewage treatment plant (Baw Baw)	12 200	4 900	7 300	..	qtr 4 2016-17
Sewer system growth – Monash City Council (Monash)	7 673	7 673	qtr 4 2018-19
Sewer system growth – Mornington Peninsula Shire (Mornington Peninsula)	8 578	8 578	qtr 4 2019-20
Sewer system growth – Mt Martha sewage treatment plant (Mt Martha)	33 237	6 600	..	26 637	qtr 4 2020-21

	<i>Total estimated investment</i>	<i>Estimated expenditure to 30.06.16</i>	<i>Estimated expenditure 2016-17</i>	<i>Remaining expenditure</i>	<i>Estimated completion date</i>
Sewer system growth – Pakenham sewage treatment plant – main pump station upgrade (Pakenham) ^(k)	15 180	3 960	700	10 520	qtr 4 2018-19
Sewer system growth – Stonnington Council (Stonnington)	6 125	5 030	..	1 095	qtr 4 2020-21
Sewer system growth – miscellaneous (metro various) ^(l)	29 154	1 485	5 534	22 135	qtr 4 2020-21
Sewer system growth – other sewage treatment plant (metro various) ^(d)	7 225	..	1 445	5 780	qtr 4 2020-21
Sewer system reliability – Boneo sewage treatment plant processes civil upgrades (Boneo) ^(m)	14 481	821	2 135	11 525	qtr 4 2020-21
Sewer system reliability – Mt Martha sewage treatment plant processes civil upgrades (Mt Martha) ⁽ⁿ⁾	18 327	1 569	2 166	14 592	qtr 4 2020-21
Sewer system reliability – house connection branch (metro various)	6 000	1 000	1 000	4 000	qtr 4 2020-21
Sewer system reliability – other (metro various)	22 522	3 082	3 888	15 552	qtr 4 2020-21
Sewer system reliability – pump stations (metro various)	1 076	138	138	800	qtr 4 2020-21
Sewer system reliability – pumping stations mechanical and electrical (metro various)	5 696	926	926	3 844	qtr 4 2020-21
Sewer system reliability – reticulation sewers (metro various) ^(o)	35 246	4 771	6 482	23 993	qtr 4 2020-21
Sewer system reliability – sewage pump station mechanical and electrical (metro various)	25 305	3 935	4 445	16 925	qtr 4 2020-21
Sewer system reliability – sewage treatment plant mechanical maintenance minor works (metro various)	12 507	1 586	2 097	8 824	qtr 4 2020-21
Sewer system reliability – sewage treatment plant processes civil upgrades (metro various)	12 117	2 112	1 155	8 850	qtr 4 2020-21
Sewer system reliability – sewer pressure mains (metro various) ^(p)	19 337	6 062	2 000	11 275	qtr 4 2020-21
Water quality – other (metro various)	1 324	224	224	876	qtr 4 2020-21
Water system growth – Cardinia Shire Council (Cardinia)	8 200	..	1 200	7 000	qtr 4 2020-21
Water system growth – City of Casey (Casey)	5 500	..	1 100	4 400	qtr 4 2020-21
Water system growth – City of Port Phillip (Port Phillip)	6 900	6 900	qtr 4 2020-21

	<i>Total estimated investment</i>	<i>Estimated expenditure to 30.06.16</i>	<i>Estimated expenditure 2016-17</i>	<i>Remaining expenditure</i>	<i>Estimated completion date</i>
Water system growth – other (metro various) ^(a)	53 140	7 767	9 295	36 078	qtr 4 2020-21
Water systems reliability – controls renewals maintenance and engineering (metro various)	3 841	678	616	2 547	qtr 4 2020-21
Water systems reliability – other (metro various)	3 815	631	629	2 555	qtr 4 2020-21
Water systems reliability – pump renewals maintenance and engineering (metro various)	2 494	300	431	1 763	qtr 4 2020-21
Water systems reliability civil upgrade – distribution mains (metro various)	1 120	420	140	560	qtr 4 2020-21
Water systems reliability civil upgrade – main to meter (metro various)	4 717	717	800	3 200	qtr 4 2020-21
Water systems reliability civil upgrade – other (metro various)	10 119	847	1 840	7 432	qtr 4 2020-21
Water systems reliability civil upgrade – reticulation mains (metro various)	67 171	10 600	11 629	44 942	qtr 4 2020-21
Water systems reliability civil upgrade – water storages (metro various)	2 400	400	400	1 600	qtr 4 2020-21
All remaining projects with a TEI less than \$1 million	1 050	200	150	700	various
Total existing projects	1 057 522	142 529	169 301	745 692	
Total South East Water Corporation projects	1 099 090	142 529	169 301	787 260	

Source: South East Water Corporation

Notes:

- (a) The presentation of projects may change from year to year as from time to time projects are aggregated, or disaggregated from a larger or more generic project. In some cases minor adjustments have been made to project names.
- (b) Projects are subject to ongoing review which can lead to variations to the TEI from year to year.
- (c) TEI has increased from \$61.0 million to \$75.6 million due to increased investment in asset management initiatives as well as core system information technology projects over the five year plan.
- (d) This project was included in the 2015-16 Budget Paper No. 4 under 'All remaining projects with a TEI less than \$1 million'.
- (e) TEI has increased from \$27.9 million to \$51.4 million due to increased investment in the digital metering project in 2020-21.
- (f) This project contains expenditure transferred from recycled water projects: City of Casey, Cardinia Shire Council, City of Greater Dandenong.
- (g) This project contains expenditure transferred from sewer system growth project: Casey Bulge sewage treatment plant (Casey). TEI has increased from \$1.2 million to \$13.7 million due to increased investment associated with the Casey-Clyde works plan.
- (h) TEI has increased from \$43.6 million to \$63.5 million due to increased investment in Cranbourne and Hallam Valley sewer growth over the five year plan.
- (i) TEI has increased from \$8.3 million to \$30.2 million due to increased investment in Hobsons Bay and South Yarra sewer growth in 2020-21.
- (j) This project is a combination of sewer system growth projects Koo Wee Rup sewage treatment plant (Koo Wee Rup) and the Lang Lang sewage treatment plant (Lang Lang).

Notes (continued):

- (k) TEI has increased due to increased investment in the Pakenham works plan including a hydraulic upgrade from 2016-17 to 2018-19.
- (l) TEI has increased from \$15.4 million to \$29.1 million due to increased investment in sewer growth reimbursable developments and sewer modelling over the five year plan.
- (m) TEI has increased from \$9.2 million to \$14.5 million due to increased investment in civil and mechanical and electrical minor works over the five year plan.
- (n) TEI has increased from \$13.0 million to \$18.3 million due to increased investment in civil and mechanical and electrical minor works over the five year plan.
- (o) TEI has increased from \$18.7 million to \$35.2 million due to increased investment in sewer branch and reticulation renewals over the five year plan.
- (p) TEI has increased from \$3.0 million to \$19.3 million due to increased investment in sewer pressure main renewals over the five year plan.
- (q) TEI has increased from \$9.7 million to \$53.1 million due to increased investment in reimbursable development growth and system modelling over the five year plan. This project also contains expenditure transferred from water system growth projects: City of Greater Dandenong and Mornington Peninsula Shire.

Completed projects

Estimated to be completed after publication date and before 30 June 2016

New office build and fit out – Frankston and Depots (metro various)

Recycled water – Cardinia Shire Council (Cardinia)

Recycled water – City of Greater Dandenong (Dandenong)

Sewer system growth – Glen Eira City Council (Glen Eira)^(a)

Source: South East Water Corporation

Note:

- (a) This project has been deferred.

SOUTH GIPPSLAND REGION WATER CORPORATION

New projects

(\$ thousand)

	<i>Total estimated investment</i>	<i>Estimated expenditure to 30.06.16</i>	<i>Estimated expenditure 2016-17</i>	<i>Remaining expenditure</i>	<i>Estimated completion date</i>
Bulk entitlement (non-metro various)	2 102	2 102	various
Northern towns project (Korumburra/ Poowong/Loch/Nyora)	41 470	1 500	7 284	32 686	qtr 4 2018-19
Pump station upgrades (non-metro various)	4 402	..	175	4 227	ongoing
Venus Bay outfall upgrade (Venus Bay)	4 026	4 026	ongoing
All remaining projects with a TEI less than \$1 million	9 798	..	565	9 233	various
Total new projects	61 798	1 500	8 024	52 274	

Source: South Gippsland Region Water Corporation

Existing projects^(a)

(\$ thousand)

	<i>Total estimated investment</i>	<i>Estimated expenditure to 30.06.16</i>	<i>Estimated expenditure 2016-17</i>	<i>Remaining expenditure</i>	<i>Estimated completion date</i>
Computers/supervisory control and data acquisition security system (non-metro various)	8 052	852	1 000	6 200	ongoing
Environmental obligations (non-metro various)	1 628	1 628	ongoing
Foster waste water treatment plant reuse and pipeline (Foster)	2 952	..	35	2 917	ongoing
Headworks – dams (non-metro various)	11 071	11 071	qtr 4 2024-25
Inverloch sewer system upgrades (Inverloch)	11 018	210	180	10 628	ongoing
Korumburra sewer system upgrades (Korumburra)	8 097	20	140	7 937	ongoing
Leongatha sewer system upgrades (Leongatha)	6 054	6 054	ongoing
Operational vehicles replacement (non-metro various)	7 813	687	650	6 476	ongoing
Operations systems improvements water (non-metro various)	1 994	145	150	1 699	ongoing
Plant and equipment replacement (non-metro various)	2 324	178	125	2 021	ongoing
Poowong Loch Nyora sewerage scheme (Poowong/Loch/Nyora)	20 000	19 350	650	..	qtr 2 2016-17
Replacement and rehabilitation of water mains (non-metro various)	7 324	424	450	6 450	ongoing
Reticulation sewer replacements/rehabilitation (non-metro various)	7 470	320	200	6 950	ongoing
Trunk main upgrades/duplications (non-metro various)	7 565	170	30	7 365	various
Water meters (non-metro various)	1 707	101	155	1 451	ongoing
Wonthaggi sewer system upgrades (Wonthaggi)	11 027	305	180	10 542	ongoing
All remaining projects with a TEI less than \$1 million	7 234	699	805	5 730	ongoing
Total existing projects	123 330	25 089	4 750	93 491	
Total South Gippsland Region Water Corporation projects	185 128	26 589	12 774	145 765	

Source: South Gippsland Region Water Corporation

Note:

(a) Projects are subject to ongoing review which can lead to variations to the TEI from year to year.

VICTORIAN RAIL TRACK (VICTRACK)

New projects

	(\$ thousand)				
	Total estimated investment	Estimated expenditure to 30.06.16	Estimated expenditure 2016-17	Remaining expenditure	Estimated completion date
28 more high capacity metro trains (metro various) ^(a)	875 000	tbc	tbc	tbc	qtr1 2023-24
Additional X'Trapolis trains (statewide)	97 870	..	39 150	58 720	qtr 4 2018-19
City Loop fire and safety upgrade (stage 2) and intruder alarm (Melbourne)	132 863	..	4 403	128 460	qtr 4 2019-20
Coinvestment for upgrades to State owned rail sidings (non-metro various)	8 500	..	5 200	3 300	qtr 4 2017-18
Frankston Station Precinct Development (Frankston)	50 000	..	5 525	44 475	qtr 4 2019-20
Hurstbridge Corridor Upgrade (non-metro various)	135 905	1 000	6 975	127 930	qtr 4 2018-19
Mernda rail extension project (Mernda) ^(b)	587 714	12 466	99 800	475 448	qtr 2 2018-19
Railway Station Car Parking Fund (statewide)	19 920	..	7 120	12 800	qtr 4 2018-19
<i>Regional Public Transport</i>					
– Ballarat rail upgrade (non-metro various)	516 724	..	31 003	485 721	qtr 4 2019-20
– Bendigo and Eaglehawk station upgrades (Bendigo)	15 800	..	3 800	12 000	qtr 4 2019-20
– Bendigo line upgrade planning (non-metro various)	2 000	..	2 000	..	qtr 4 2016-17
– Gippsland corridor station upgrades (non-metro various)	9 000	..	9 000	..	qtr 4 2016-17
– Gippsland track upgrades (non-metro various)	2 600	..	2 600	..	qtr 4 2016-17
– Improvements to the North-East Line (non-metro various)	15 000	..	8 000	7 000	qtr 4 2017-18
– Major periodic maintenance (non-metro various)	141 207	23 278	117 929	..	qtr 4 2016-17
– More regional trains (non-metro various)	228 835	..	112 819	116 016	qtr 4 2019-20
– New services to Armstrong Creek (Armstrong Creek)	3 000	..	3 000	..	qtr 4 2016-17
– Next generation regional train – development funding (non-metro various)	9 986	6 600	3 386	..	qtr 4 2016-17

	<i>Total estimated investment</i>	<i>Estimated expenditure to 30.06.16</i>	<i>Estimated expenditure 2016-17</i>	<i>Remaining expenditure</i>	<i>Estimated completion date</i>
– Track duplication between South Geelong and Waurin Ponds planning (Waurin Ponds)	3 000	..	1 000	2 000	qtr 4 2017-18
– Upfield, Somerton and Wallan service enhancement planning (non-metro various)	5 000	..	2 000	3 000	qtr 4 2017-18
Road and rail minor works fund – rail (statewide)	22 500	..	12 200	10 300	qtr 4 2017-18
Total new projects ^(c)	2 882 424	43 344	476 910	1 487 170	

Source: Victorian Rail Track (VicTrack)

Notes:

- (a) The TEI is additional to funding of \$1.301 billion in the 2015-16 Budget. The new trains and depot will be procured as a public private partnership and the final financial impacts will be confirmed following the conclusion of the procurement process.
- (b) \$9.000 million in development funding was provided in the 2015-16 Budget.
- (c) Totals do not include expenditure for projects with 'tbc' cash flows.

Existing projects

(\$ thousand)

	Total estimated investment	Estimated expenditure to 30.06.16	Estimated expenditure 2016-17	Remaining expenditure	Estimated completion date
Bayside rail improvements (metro various)	115 000	102 666	12 334	..	qtr 4 2016-17
Conventional signalling upgrade – Caulfield to Dandenong (metro various)	360 000	45 000	102 000	213 000	qtr 4 2018-19
Fishermans Bend urban renewal area – phase one initiatives (metro various) ^(a)	5 000	5 000	qtr 2 2017-18
Flinders Street Station redevelopment (Melbourne)	100 000	12 400	43 840	43 760	qtr 4 2018-19
High Capacity Signalling trial – Stage 1 (metro various)	55 620	1 550	16 849	37 221	qtr 4 2018-19
High Capacity Metro Trains (metro various)	1301 000	27 303	35 091	1238 606	qtr 4 2021-22
Huntingdale Station bus interchange project (Oakleigh)	5 000	870	2 464	1 666	qtr 2 2017-18
Huntingdale Station car parking improvement project (Oakleigh)	2 577	185	1 568	824	qtr 2 2017-18
Life extension for Comeng trains (metro various)	75 000	10 000	15 000	50 000	qtr 4 2018-19
Melbourne Metro Tunnel (metro various) ^(b)	10 900 000	244 420	782 080	9 873 500	qtr 4 2025-26
Metropolitan rail infrastructure renewal program (metro various) ^(c)	821 647	249 225	119 766	452 656	qtr 4 2020-21
Murray Basin Rail Project (non-metro various) ^(d)	180 000– 220 000	50 500	116 000	13 500– 53 500	qtr 2 2017-18
myki (new ticketing solution – technology and installation) (statewide)	586 259	556 056	30 203	..	qtr 4 2016-17
New E-Class trams (metro various)	294 770	26 700	61 350	206 720	qtr 2 2018-19
New VLocity carriages for the regional network (non-metro various)	257 078	72 094	127 829	57 155	qtr 1 2018-19
Non-urban train radio renewal (non-metro various)	43 852	35 214	8 638	..	qtr 4 2018-19
Railway crossing upgrades (statewide) ^(e)	48 289	11 456	8 222	28 611	qtr 4 2020-21
Regional rolling stock – new tranche (non-metro various)	251 153	231 337	19 816	..	qtr 2 2017-18
Road and rail minor works fund – rail (statewide)	14 870	5 290	9 580	..	qtr 4 2017-18
Southland Station (Cheltenham)	20 860	7 326	13 534	..	qtr 3 2016-17

	<i>Total estimated investment</i>	<i>Estimated expenditure to 30.06.16</i>	<i>Estimated expenditure 2016-17</i>	<i>Remaining expenditure</i>	<i>Estimated completion date</i>
Tram procurement and supporting infrastructure (metro various)	804 456	605 094	159 275	40 087	qtr 4 2017-18
X'Trapolis trains – five six-car sets (metro various)	90 000	20 200	69 800	..	qtr 4 2016-17
Total existing projects	16 332 431– 16 372 431	2 319 886	1 755 239	12 257 306– 12 297 306	
Total Victorian Rail Track (VicTrack) projects	19 214 855– 19 254 855	2 363 230	2 232 149	13 744 476– 13 784 476	

Source: Victorian Rail Track (VicTrack)

Notes:

- Project was included in last year's completed project list but estimated completion date has been revised due to project delays.
- The TEI includes funding announced as part of the 2015-16 Budget Information Paper Getting On With It. This amount excludes financing costs.
- TEI incorporates all capital funding for metropolitan rail infrastructure renewals from 2014-15 to 2020-21. The TEI has increased, as this is a rolling program of works and the TEI varies from year to year.
- TEI represents the State Government's funding commitment. Additional funds to complete the project is being sought from the Commonwealth.
- TEI incorporates all capital funding for railway crossing program from 2014-15 to 2020-21. The TEI has increased, as this is a rolling program of works and the TEI varies from year to year.

Completed projects

City Loop fire and safety upgrade (Melbourne)

Syndal Station multi-deck car park project (Glen Waverley)

Estimated to be completed after publication date and before 30 June 2016

40 New trains for Melbourne commuters – stage 1 (metro various)

Ballan crossing loop and car park upgrade (Ballan)

Frankston Station Precinct redevelopment (Frankston)

Improving train operations – rail service efficiencies (statewide)

Mernda Rail Extension Project Development (Mernda)

Metropolitan rolling stock (metro various)

New stations in growth areas (metro various)

New trains for Melbourne commuters (metro various)

Protective Services Officers railway infrastructure (metro various)

Regional rail network major periodic maintenance (passenger and freight) (non-metro various)

Ringwood Station and interchange upgrade (Ringwood)

Source: Victorian Rail Track (VicTrack)

VICTORIAN REGIONAL CHANNELS AUTHORITY

New projects

(\$ thousand)

	<i>Total estimated investment</i>	<i>Estimated expenditure to 30.06.16</i>	<i>Estimated expenditure 2016-17</i>	<i>Remaining expenditure</i>	<i>Estimated completion date</i>
Channel development and safety improvements – Stage 1 (non-metro various)	8 000	8 000	qtr 4 2017-18
Channel development and safety improvements – Stage 2 (non-metro various)	8 000	8 000	qtr 4 2020-21
Total new projects	16 000	16 000	
Total Victorian Regional Channels Authority projects	16 000	16 000	

Source: Victorian Regional Channels Authority

Completed projects

Channel Works (Geelong)

Source: Victorian Regional Channels Authority

V/LINE CORPORATION

Existing projects

(\$ thousand)

	<i>Total estimated investment</i>	<i>Estimated expenditure to 30.06.16</i>	<i>Estimated expenditure 2016-17</i>	<i>Remaining expenditure</i>	<i>Estimated completion date</i>
Enterprise resource planning – new business system implementation (statewide)	14 800	12 500	2 300	..	qtr 4 2016-17
Total existing projects	14 800	12 500	2 300	..	
Total V/Line Corporation projects	14 800	12 500	2 300	..	

Source: V/Line Corporation

WANNON REGION WATER CORPORATION

New projects

(\$ thousand)

	Total estimated investment	Estimated expenditure to 30.06.16	Estimated expenditure 2016-17	Remaining expenditure	Estimated completion date
All remaining projects with a TEI less than \$1 million	7 000	..	4 570	2 430	qtr 4 2019-20
Total new projects	7 000	..	4 570	2 430	

Source: Wannon Region Water Corporation

Existing projects^{(a)(b)}

(\$ thousand)

	Total estimated investment	Estimated expenditure to 30.06.16	Estimated expenditure 2016-17	Remaining expenditure	Estimated completion date
Outfall sewer – duplicate 750mm trunk sewer (non-metro various)	1 747	80	1 667	..	qtr 4 2016-17
Replacement vehicles – commercial (non-metro various)	1 945	755	571	619	qtr 4 2017-18
Replacement vehicles – passenger (non-metro various)	1 009	327	380	302	qtr 4 2017-18
Sewers and manholes (Port Fairy)	2 342	441	874	1 027	qtr 4 2017-18
Sewers and manholes (Portland)	2 364	818	614	932	qtr 4 2017-18
Sewers and manholes (non-metro various)	2 122	410	833	879	qtr 4 2017-18
Water main renewals (non-metro various)	3 351	911	1 148	1 292	qtr 4 2017-18
Water meter replacements (non-metro various)	1 400	40	319	1 041	qtr 4 2020-21
Water reclamation plant – replace all air diffusers and laterals (Warrnambool)	1 523	70	1 453	..	qtr 4 2016-17
Water reclamation plant – replace belt press (Warrnambool)	1 662	80	1 582	..	qtr 4 2016-17
Water treatment plant renewals (non-metro various)	1 081	150	461	470	qtr 4 2017-18
Wind energy project (Portland)	2 267	128	2 139	..	qtr 4 2016-17
Wollaston Road sewer pump station west (Warrnambool) ^(c)	1 037	55	..	982	qtr 4 2018-19

	<i>Total estimated investment</i>	<i>Estimated expenditure to 30.06.16</i>	<i>Estimated expenditure 2016-17</i>	<i>Remaining expenditure</i>	<i>Estimated completion date</i>
Wollaston Road water supply – (Warrnambool) ^(c)	2 477	5	..	2 472	qtr 4 2019-20
All remaining projects with a TEI less than \$1 million ^(d)	14 865	4 307	6 556	4 002	qtr 4 2020-21
Total existing projects	41 192	8 577	18 597	14 018	
Total Wannon Region Water Corporation projects	48 192	8 577	23 167	16 448	

Source: Wannon Region Water Corporation

Notes:

- (a) The presentation of projects may change from year to year as from time to time projects are aggregated, or disaggregated from a larger or more generic project. In some cases minor adjustments have been made to project names.
- (b) Projects are subject to ongoing review which can lead to variations to the TEI from year to year.
- (c) Project commenced but delayed. Recommencement in 2017-18.
- (d) Since the 2015-16 Budget, the Servers and storage – stage 1 (non-metro various) and Water reclamation plant renewals – 2014-2018 (Camperdown) projects have since been re-forecast as having TEIs of less than \$1 million. This balance also includes the Mobile information management system (Warrnambool) project, which has now been split into three projects which have TEIs less than \$1 million.

Completed projects

Estimated to be completed after publication date and before 30 June 2016

Casterton water treatment plant – Construct new clarifier (Casterton)
 Curdie Vale bore (Curdie Vale)
 Wyatt street bore – construct new bore (Portland)

Source: Wannon Region Water Corporation

WESTERN REGION WATER CORPORATION

New projects

	(\$ thousand)				
	<i>Total estimated investment</i>	<i>Estimated expenditure to 30.06.16</i>	<i>Estimated expenditure 2016-17</i>	<i>Remaining expenditure</i>	<i>Estimated completion date</i>
Bacchus Marsh rising sewer main (Bacchus Marsh)	11 466	..	301	11 165	various
Bald Hill tank (Sunbury)	6 514	6 514	various
Bald Hill tank to Diggers Rest water main (Diggers Rest)	2 160	2 160	various
Bald Hill transfer main (Sunbury)	1 100	..	33	1 067	various
Beattys Road recycled water main – Kororoit Creek (Plumpton)	2 483	2 483	various
Beattys Road trunk recycled water main (Plumpton)	1 835	1 835	various
Beattys Road water main (Plumpton)	5 079	5 079	various
Brooklyn Road/Abey Road water main (Melton)	2 261	2 261	various
Buckland Way sewer pump station rising main (Sunbury)	1 074	..	23	1 051	various
Bulmans Road trunk water main (Melton)	3 500	3 500	various
Diggers Rest pump station trunk water main (Diggers Rest)	1 679	..	50	1 629	various
Elizabeth Drive extension water main (Sunbury)	5 461	5 461	various
Emu Creek sewer pump station (Sunbury)	9 554	..	398	9 155	various
Exford Road sewer extension (Melton)	1 379	1 379	various
Ferris Road trunk water main (Melton)	6 205	6 205	various
Geelong Road – sewer rising main (Bacchus Marsh)	3 563	..	300	3 263	various
Gisborne depot – relocation (Gisborne)	1 500	1 500	various
Gisborne recycled water plant stage 1 upgrade (Gisborne)	17 000	17 000	various
Grant Street sewer pump station upgrade (Bacchus Marsh)	2 445	..	200	2 245	various
Griegs Road recycled water main (Rockbank)	6 220	6 220	various
Holden tank recycled water outlet main (Plumpton)	2 401	2 401	various
Jacksons Hill to Redstone Hill recycled water main (Sunbury)	2 483	2 483	various

	<i>Total estimated investment</i>	<i>Estimated expenditure to 30.06.16</i>	<i>Estimated expenditure 2016-17</i>	<i>Remaining expenditure</i>	<i>Estimated completion date</i>
Jacksons Hill to Vineyard Road recycled water main (Sunbury)	4 186	..	126	4 060	various
Kororoit Creek sewer main (Plumpton)	3 270	3 270	various
Lancefield Road water main (Sunbury)	12 407	12 407	various
Leakes Road recycled water main (Rockbank)	8 128	8 128	various
Magnet Hill – new 1.5 megalitre tank (Gisborne)	1 400	1 400	various
Melton – reimbursable Class A recycled water (Melton)	34 712	..	1 217	33 495	various
Melton – reimbursable sewers (Melton)	25 918	..	5 509	20 409	various
Melton – reimbursable water (Melton)	41 335	..	3 046	38 289	various
Melton Highway recycled water main (Plumpton)	4 263	4 263	various
Melton South Exford Road pump station (Melton)	2 790	..	25	2 765	various
Melton South Exford Road sewer rising main (Melton)	2 286	..	25	2 261	various
Melton recycled water plant – treatment upgrade and balancing storage (Melton)	9 175	..	500	8 675	various
Melton recycled water plant additional on-site storage (Melton)	7 000	..	300	6 700	various
Melton recycled water plant to Mt Cottrell tank trunk main (Melton)	4 347	4 347	various
Moore and Vineyard Road recycled water main (Sunbury)	1 372	1 372	various
Mount Cottrell recycled water main (Melton)	31 766	31 766	various
Mt Cottrell Road trunk main (Rockbank)	9 750	9 750	various
Plumpton trunk recycled water main (Plumpton)	1 277	1 277	various
Plumpton water main (Plumpton)	3 212	3 212	various
Raise Kerrie Reservoir (Romsey)	2 091	2 091	various
Rees Road to Exford Road main (Melton)	1 079	1 079	various
Rees Road water main extension (Melton)	1 210	1 210	various
Riddell Road storage (Sunbury)	1 823	1 823	various
Riddells Creek transfer main (Riddells Creek)	4 523	4 523	various

	<i>Total estimated investment</i>	<i>Estimated expenditure to 30.06.16</i>	<i>Estimated expenditure 2016-17</i>	<i>Remaining expenditure</i>	<i>Estimated completion date</i>
Rockbank North sewer (Rockbank)	9 926	..	50	9 875	various
Rockbank recycled water main (Rockbank)	1 380	1 380	various
Sewer pump station to Derrimut interceptor (Rockbank)	5 000	..	150	4 850	various
South Gisborne – new high level tank and pump station (Gisborne)	1 950	1 950	various
Sunbury – reimbursable recycled water (Sunbury)	6 090	..	415	5 675	various
Sunbury – reimbursable sewer (Sunbury)	8 268	..	28	8 240	various
Sunbury – reimbursable water (Sunbury)	10 194	..	28	10 166	various
Sunbury Road main outfall sewer (Sunbury)	3 127	3 127	various
Sunbury Road sewer pump station (Sunbury)	1 480	1 480	various
Sunbury South link recycled water main (Sunbury)	4 023	..	118	3 905	various
Sunbury recycled water plant to Jacksons Hill (Sunbury)	1 022	1 022	various
Tame Street sewer pump station rising main upgrade (Sunbury)	3 352	..	415	2 937	various
Taylor's Road West pump station rising main (Plumpton)	1 221	..	25	1 196	various
Taylor's Road pump station rising main (Plumpton)	1 006	..	974	32	various
Thornhill Estate rising main (Melton)	2 858	2 858	various
Toolern Creek outfall sewer (Melton)	1 090	1 090	various
Toolern water main (Melton)	1 254	1 254	various
Underbank Basin to Main Street – new pipeline (Bacchus Marsh)	2 022	2 022	various
Vineyard Road – stage 2 (Sunbury)	1 387	1 387	various
Western tank pump station (Sunbury)	4 346	4 346	various
Woodlea recycled water main (Rockbank)	2 103	2 103	various
All remaining projects with a TEI less than \$1 million	30 982	..	6 467	24 516	various
Total new projects	420 762	..	20 723	400 039	

Source: Western Region Water Corporation

Existing projects ^{(a)(b)}

(\$ thousand)

	<i>Total estimated investment</i>	<i>Estimated expenditure to 30.06.16</i>	<i>Estimated expenditure 2016-17</i>	<i>Remaining expenditure</i>	<i>Estimated completion date</i>
Asset renewals recycled water plants (metro various)	8 495	1 892	710	5 893	ongoing
Asset renewals water filtration plants (metro various)	3 645	853	266	2 526	ongoing
Bacchus Marsh recycled water plant winter storage lagoon (Bacchus Marsh)	3 412	..	300	3 112	various
Bacchus Marsh recycled water scheme (Bacchus Marsh)	1 147	77	50	1 020	various
Biodiversity management (metro various)	1 142	205	108	829	ongoing
Business development (metro various)	9 838	..	779	9 059	various
Class A recycled water modelling and planning (metro various)	1 228	160	125	943	ongoing
Clear water storage (metro various)	5 553	293	195	5 064	ongoing
Gisborne recycled water plant disinfection (Gisborne)	1 764	100	1 614	50	various
Graphic information services (metro various)	3 013	70	..	2 943	ongoing
Information technology (metro various)	20 921	139	..	20 782	ongoing
Innovation/research and development (metro various)	7 551	25	755	6 771	various
Leakes Road trunk water main (Rockbank)	5 732	2 682	3 000	50	qtr 2 2016-17
Melton Class A recycled water plant upgrade (Melton)	12 482	12 482	various
Melton recycled water plant lagoon repairs (Melton)	2 779	2 779	various
Melton recycled water plant land and storage (Outer Eynesbury)	1 450	50	1 400	..	various
Melton recycled water plant upgrade – stage 3 (metro various)	22 152	1 552	4 869	15 731	various
Melton recycled water plant upgrade Stage 4 (Melton)	13 822	13 822	various
Melton recycled water scheme (Melton)	2 166	63	..	2 102	various
Motor vehicles (metro various)	12 144	1 943	976	9 225	ongoing
Northern trunk sewer duplication (metro various)	1 338	..	1 288	50	various
Occupational health and safety (metro various)	1 212	310	108	793	ongoing

	<i>Total estimated investment</i>	<i>Estimated expenditure to 30.06.16</i>	<i>Estimated expenditure 2016-17</i>	<i>Remaining expenditure</i>	<i>Estimated completion date</i>
Plant and equipment (metro various)	3 201	590	325	2 285	ongoing
Property meters (metro various)	2 945	718	325	1 902	ongoing
Recycled water scheme pipeline interconnection (metro various)	1 540	40	750	750	various
Reservoir C water filtration plant augmentation stage 1 (Woodend)	1 795	1 795	various
Reticulation renewals (metro various)	9 253	2 001	600	6 652	ongoing
Rockbank outfall sewer rising main (Rockbank)	4 686	651	4 035	..	various
Rockbank sewer pump station (Rockbank)	7 202	4 468	2 684	50	various
Romsey recycled water scheme extensions (Romsey)	1 240	..	600	640	various
Romsey water filtration plant augmentation (Romsey)	1 111	1 111	various
Supervisory control and data acquisition security upgrades (metro various)	2 868	439	75	2 354	ongoing
Servicing growth area – recycled water (metro various)	13 031	13 031	ongoing
Servicing growth area – sewer (metro various)	4 170	193	..	3 977	ongoing
Servicing growth area – water (metro various)	24 974	626	1 842	22 507	ongoing
Sewer pump stations (metro various)	9 701	613	325	8 763	ongoing
Sewer reticulation modelling (metro various)	1 197	213	108	876	ongoing
Sewer spills prevention strategy (metro various)	18 112	4 977	1 538	11 597	ongoing
Strategic programs (innovation, telecommunications) (metro various)	1 436	38	..	1 398	ongoing
Sunbury Class A recycled water plant upgrade (Sunbury)	4 500	4 500	various
Sunbury outfall sewer (Sunbury)	3 277	188	300	2 789	various
Sunbury recycled water plant upgrade (Sunbury)	35 286	7 080	22 136	6 071	qtr 2 2018-19
Sunbury recycled water scheme extension (Sunbury)	2 347	12	370	1 964	various
Tame Street sewer pump station upgrade (Sunbury)	3 839	6	350	3 483	various
Telemetry (metro various)	3 092	481	298	2 312	ongoing
Third party access transfer (metro various)	1 250	1 250	various
Unaccounted for water (metro various)	1 212	265	108	838	ongoing

	<i>Total estimated investment</i>	<i>Estimated expenditure to 30.06.16</i>	<i>Estimated expenditure 2016-17</i>	<i>Remaining expenditure</i>	<i>Estimated completion date</i>
Water pump stations (metro various)	4 353	469	163	3 722	various
Water quality risk management (metro various)	1 272	554	119	599	ongoing
Woodend recycled water plant clay liner (Woodend)	1 124	1 124	various
Woodend recycled water plant winter storage (Woodend)	4 621	4 621	various
Woodend recycled water scheme extension (Woodend)	2 626	..	325	2 300	various
All remaining projects with a TEI less than \$1 million	45 709	14 481	4 929	26 298	various
Total existing projects	365 956	49 517	58 850	257 588	
Total Western Region Water Corporation projects	786 718	49 517	79 573	657 627	

Source: Western Region Water Corporation

Notes:

- (a) The presentation of projects may change from year to year as from time to time projects are aggregated, or disaggregated from a larger or more generic project. In some cases minor adjustments have been made to project names.
- (b) Projects are subject to ongoing review which can lead to variations to the TEI from year to year.

WESTERNPORT REGION WATER CORPORATION

New projects

(\$ thousand)

	<i>Total estimated investment</i>	<i>Estimated expenditure to 30.06.16</i>	<i>Estimated expenditure 2016-17</i>	<i>Remaining expenditure</i>	<i>Estimated completion date</i>
King Road storage lagoon (Corinella)	3 200	3 200	qtr 4 2020-21
San Remo basin cover and liner replacement (San Remo)	2 150	..	50	2 100	qtr 4 2019-20
Water quality compliance (Almurta)	3 450	..	1 150	2 300	qtr 4 2020-21
All remaining projects with a TEI less than \$1 million	1 876	..	1 186	690	various
Total new projects	10 676	..	2 386	8 290	

Source: Westernport Region Water Corporation

Existing projects^{(a)(b)}

(\$ thousand)

	<i>Total estimated investment</i>	<i>Estimated expenditure to 30.06.16</i>	<i>Estimated expenditure 2016-17</i>	<i>Remaining expenditure</i>	<i>Estimated completion date</i>
Cross island sewer link (Phillip Island)	1 848	40	..	1 808	various
Motor vehicle replacements (non-metro various)	2 069	753	..	1 316	ongoing
Sewer main improvement (non-metro various)	1 439	450	..	989	ongoing
Sewer pump station mechanical and electrical works (non-metro various)	1 273	486	..	787	ongoing
Waste water future Cowes sewer pump station (Cowes)	6 685	1 698	..	4 987	ongoing
Waste water treatment plant-master plan (Cowes)	9 089	3 261	..	5 828	ongoing
Water main replacement program (non-metro various)	6 861	139	..	6 722	ongoing
All remaining projects with a TEI less than \$1 million	7 384	4 279	..	3 105	various
Total existing projects	36 649	11 106	..	25 542	
Total Westernport Region Water Corporation projects	47 325	11 106	2 386	33 832	

Source: Westernport Region Water Corporation

Notes:

- (a) The presentation of projects may change from year to year as from time to time projects are aggregated, or disaggregated from a larger or more generic project. In some cases minor adjustments have been made to project names.
- (b) Projects are subject to ongoing review which can lead to variations to the TEI from year to year.

YARRA VALLEY WATER LIMITED

Existing projects

	(\$ thousand)				
	Total estimated investment	Estimated expenditure to 30.06.16	Estimated expenditure 2016-17	Remaining expenditure	Estimated completion date
Community Sewerage (metro various) ^(a)	119 460	20 410	28 750	70 300	ongoing
Facilities (Mitcham)	5 110	910	700	3 500	ongoing
Information Technology – infrastructure (Mitcham)	24 200	1 280	7 060	15 860	ongoing
Information Technology – system improvement (Mitcham)	59 400	10 500	12 300	36 600	ongoing
Motor vehicle fleet (metro various)	16 010	2 200	3 370	10 440	ongoing
Sewage treatment (metro various)	39 150	6 210	10 050	22 890	ongoing
Sewer growth (Beveridge/Wallan)	13 588	4 437	2 531	6 620	ongoing
Sewer growth (Craigieburn/Mickleham/Kalkallo) ^(b)	272 637	80 495	53 394	138 748	ongoing
Sewer growth (Lalor/Epping/Epping North) ^(c)	76 011	1 571	14 667	59 773	ongoing
Sewer growth (Mernda/Doreen)	46 198	671	2 870	42 657	ongoing
Sewer growth (metro various) ^(d)	6 696	496	1 663	4 537	ongoing
Sewer house connection branch renewals (metro various)	45 530	7 960	8 820	28 750	ongoing
Sewer improved system capacity (metro various)	55 330	4 020	7 430	43 880	ongoing
Sewer main and branch renewals (metro various) ^(e)	21 629	4 832	5 950	10 847	ongoing
Sewer reliability (metro various)	36 470	5 250	8 080	23 140	ongoing
Sewer reticulation renewals (metro various) ^(f)	111 191	20 038	21 610	69 543	ongoing
Waste to energy (Epping North)	20 390	13 320	7 070	..	qtr 4 2016-17
Water conservation (metro various)	2 210	370	500	1 340	ongoing
Water customer meter replacements (metro various) ^(g)	50 110	2 750	2 970	44 390	ongoing
Water distribution main renewals (metro various) ^(h)	69 638	2 438	2 610	64 590	ongoing
Water growth (Beveridge/Wallan)	16 554	890	4 983	10 681	ongoing
Water growth (Craigieburn/Mickleham/Kalkallo)	92 232	16 303	21 469	54 460	ongoing
Water growth (Greenvale)	3 156	856	96	2 204	ongoing
Water growth (Lalor/Epping/Epping North) ⁽ⁱ⁾	69 748	8 528	25 875	35 345	ongoing
Water growth (Mernda/Doreen)	15 931	1 199	2 463	12 269	ongoing
Water growth (metro various)	14 416	1 104	3 118	10 194	ongoing

	<i>Total estimated investment</i>	<i>Estimated expenditure to 30.06.16</i>	<i>Estimated expenditure 2016-17</i>	<i>Remaining expenditure</i>	<i>Estimated completion date</i>
Water improved quality (metro various) ⁽ⁱ⁾	9 050	860	3 240	4 950	ongoing
Water main to meter renewals (metro various)	9 626	1 626	1 740	6 260	ongoing
Water reliability (metro various) ^(k)	68 660	7 050	17 940	43 670	ongoing
Water reticulation main renewals (metro various)	102 696	18 966	20 300	63 430	ongoing
Total existing projects	1 493 027	247 540	303 619	941 868	
Total Yarra Valley Water Corporation projects	1 493 027	247 540	303 619	941 868	

Source: Yarra Valley Water Limited

Notes:

- (a) Community sewerage (metro various was previously named Sewer backlog (metro various) in the 2015-16 Budget.
- (b) Sewer growth (Craigieburn/Mickleham/Kalkallo) includes Amaroo main sewer (Kalkallo) and Craigieburn hub (Craigieburn).
- (c) Sewer growth (Lalor/Epping/Epping North) includes the Sewer Epping branch sewer tunnel project (Epping).
- (d) Sewer growth (Whittlesea) has been merged into Sewer growth (metro various).
- (e) Reduced TEI due to a change in split between sewer mains and sewer reticulation works. This is a risk-based program that is adjusted on an ongoing basis. The revised figures reflect the updated forecast of the expected split in works between the reticulation main and branch. This can change significantly depending on system performance outcomes.
- (f) Increased TEI due to change in split between sewer mains and sewer reticulation works. This is a risk based program that is adjusted on an ongoing basis. The revised figures reflect the updated forecast of the expected splits in work between the reticulation versus main and branch. This can change significantly depending on system performance outcomes.
- (g) Increased TEI due to the inclusion of the Digital Metering Strategy (approximately \$30 million).
- (h) Increased TEI due to the inclusion of the distribution main between Kew Reservoir and Union Road (approximately \$20 million), and Bakers Road to Kew Reservoir (approximately \$10 million).
- (i) Increased TEI due to the Inclusion of the Aurora Recycled Water Treatment Plant for Class A (approximately \$9.2 million).
- (j) Increased TEI due to the inclusion of water quality modelling and improvement works (approximately \$3.5 million), as well as a higher forecast spend for water quality monitoring and secondary chlorination stations (approximately \$1.6 million).
- (k) Increased TEI due to the inclusion of the Cornish Hill Reservoir (approximately \$3.5 million) and water tank upgrades (approximately \$6.4 million).

OTHER PUBLIC NON-FINANCIAL CORPORATIONS

New projects

(\$ thousand)

	Total estimated investment	Estimated expenditure to 30.06.16	Estimated expenditure 2016-17	Remaining expenditure	Estimated completion date
Geelong Performing Arts Centre Redevelopment (Geelong) ^(a)	3 240	..	3 240	..	qtr 4 2016-17
All remaining projects with a TEI of less than \$1 million	8 500	..	3 300	5 200	qtr 4 2017-18
Total new projects	11 740	..	6 540	5 200	

Source: Other public non-financial corporations

Note:

(a) Contribution to initiative funded in 2015-16 Budget as part of the Regional Jobs and Infrastructure Fund.

Existing projects

(\$ thousand)

	Total estimated investment	Estimated expenditure to 30.06.16	Estimated expenditure 2016-17	Remaining expenditure	Estimated completion date
Mt Buller water storage (Mt Buller) ^(a)	2 020	1 720	100	200	qtr 2 2019-20
Melbourne Park Redevelopment – stage two (Melbourne)	338 151	87 000	95 603	155 548	qtr 2 2019-20
Zoos Victoria: Big Cat Row redevelopment (Parkville)	9 000	2 369	5 068	1 563	qtr 2 2017-18
All remaining projects with a TEI less than \$1 million	3 029	2 340	589	100	ongoing
Total existing projects	352 200	93 429	101 360	157 411	
Total other public non-financial corporations projects	363 940	93 429	107 900	162 611	

Source: Other public non-financial corporations

Note:

(a) TEI has been revised from \$1.63 million to \$2.02 million. The increase in TEI is the result of additional funding by Mount Buller and Mount Stirling Alpine Resort.

Completed projects

'Penguin plus' viewing platform expansion (Phillip Island)

The Nobbies and Summerland Peninsula tourism expansion (Phillip Island)

Estimated to be completed after publication date and before 30 June 2016

Development of new mountain bike trails (Falls Creek)

Falls Creek water security project (Falls Creek)

Swindlers Valley maintenance works (Mount Hotham)

Waste water treatment plant upgrade (Falls Creek) ^(a)

Source: Other public non-financial corporations

Note:

(a) The 'Waste water treatment plant upgrade' project was commenced and completed in 2015-16.

LOCATION INDEX

A

Albert Park, 36, 45
Alexandra, 38, 87, 90
Almurta, 126
Alphington, 98
Altona, 69, 78
Armstrong Creek, 112
Ashburton, 38, 45
Ashwood, 34, 38
Aspendale Gardens, 38
Attwood, 27, 57
Avalon, 24

B

Bacchus Marsh, 21, 28, 38, 120, 122, 123
Bairnsdale, 84
Ballan, 115
Ballarat, 24, 37, 38, 47, 51
Ballarat East, 28, 38
Ballarat West, 57
Bangholme, 97, 98
Banyule, 37
Barwon, 56
Barwon Heads, 38
Barwon region, 67, 68
Baw Baw, 105, 106
Bayswater North, 38
Beaufort, 38
Beaumaris, 28
Beechworth, 100
Bell Park, 34
Bellbrae, 27
Belmont, 28, 34, 42
Benalla, 29, 38
Bendigo, 21, 22, 27, 29, 32, 37, 38, 51, 79, 80, 81, 112
Bentleigh, 37, 52
Bentleigh East, 38, 39, 43

Berwick, 32, 51
Beveridge, 128
Blind Bight, 106
Bonbeach, 38
Boneo, 106, 107
Boort, 51
Boronia, 38
Botanic Ridge, 98
Box Hill, 51, 66
Briar Hill, 39
Bridgewater, 79
Bright, 99, 100, 101
Brighton East, 39
Broadford, 29, 90
Broadford/Kilmore, 89
Broadmeadows, 47, 64
Brunswick, 39
Bulleen, 29
Burwood East, 39, 40

C

Camberwell, 39
Canterbury, 29
Cardinia, 24, 106, 107, 109
Carlton, 25, 29, 39
Carnegie, 29
Carrum, 98
Casey, 37, 106, 107, 108
Casterton, 29, 119
Castlemaine, 39, 44, 79, 81
Caulfield East, 31, 40
Charlton, 39, 54
Chelsea, 45
Cheltenham, 30, 39, 114
Clayton, 49, 50, 52, 53
Clifton Springs, 39
Clyde North, 98
Cobram, 88, 90
Coburg, 45
Cohuna, 80, 81

Coongulla, 70
Corinella, 126
Corio, 42
Cowes, 127
Craigieburn, 39, 45, 128
Cranbourne, 30, 39, 45
Croydon, 33, 41
Curdie Vale, 119

D

Dallas, 30
Dandenong, 39, 62, 109
Dandenong North, 41
Dandenong South, 69, 98
Daylesford, 39
Delacombe, 39
Derrimut, 66, 77
Diamond Creek, 30
Diggers Rest, 120
Dingley, 27
Docklands, 102
Donald, 30
Donvale, 31
Dookie, 89
Doreen, 39, 40, 128
Dromana, 106
Drouin, 30, 72
Drysdale, 21, 27, 28, 39, 57
Dutson, 72, 73
Dutson Downs, 72

E

Eaglehawk, 39
East Melbourne, 60
East Ringwood, 49
East Warburton, 98
East Werribee, 27
Echuca, 24, 30, 54, 56, 80, 81
Eltham, 39
Eltham North, 43
Elwood, 40
Emerald, 40
Epping, 22, 27, 54, 98, 128
Epping North, 31, 128
Epsom, 40, 81
Essendon, 28, 40, 77, 98
Euroa, 88, 89

F

Fairfield, 98
Fairhaven, 27
Falls Creek, 131
Fawkner, 69
Fiskville, 62
Footscray, 25, 40, 50, 53, 77
Foster, 111
Frankston, 33, 40, 44, 54, 112, 115
Frankston North, 41

G

Geelong, 33, 37, 40, 51, 54, 69, 116, 130
Gippsland, 37, 85
Gisborne, 45, 120, 121, 122, 123
Glen Eira, 109
Glen Huntly, 40
Glen Iris, 27, 66
Glen Waverley, 31, 40, 115
Glenroy, 69
Goorambat, 99
Greensborough, 31, 40
Greenvale, 98, 128
Grovedale, 27, 31

H

Hallam, 31
Hampton East, 29
Hampton Park, 22, 31, 40
Harcourt, 80
Hawthorn East, 38
Hazelwood, 62
Healesville, 52
Heathcote, 79, 81
Heathmont, 27
Heidelberg, 49, 51, 83
Highton, 41
Hopper Crossing, 98
Hoppers Crossing, 98
Horsham, 40
Huntly, 81
Huntly North, 81

I

Inverloch, 111
 Irymple, 32
 Ivanhoe, 32

J

Jacana, 49
 Jerusalem Creek, 86

K

Kalkallo, 128
 Keilor East, 40
 Kerang, 40, 94
 Kew, 24, 49
 Kew North, 98
 Keysborough, 30, 45, 98
 Kialla Lakes, 89
 Kilmore, 27, 87, 89, 90
 Kinglake, 45
 Kingston, 106
 Koo Wee Rup, 27
 Korumburra, 40, 110, 111
 Kyneton, 41

L

Laanecoorie, 79
 Labertouche, 75
 Lakes Entrance, 84
 Lalor, 128
 Latrobe, 52
 Latrobe Valley, 46, 62
 Laverton, 45, 66
 Laverton North, 22
 Leongatha, 111
 Loch, 110, 111
 Loch Sport, 70, 73
 Longford, 73
 Longwood, 91
 Lower Templestowe, 43
 Lyndhurst, 22, 25, 98
 Lysterfield, 24

M

Maffra, 73
 Maiden Gully, 79
 Maldon, 41
 Malvern East, 41
 Manifold Heights, 32
 Mansfield, 33, 87, 90, 91
 Marong, 79, 81
 Marysville, 91
 Maryvale, 75
 McKinnon, 41
 Melbourne, 24, 25, 27, 43, 52, 57, 58, 59, 60,
 64, 102, 103, 104, 112, 114, 115, 130
 Melton, 33, 120, 121, 122, 123
 Mentone, 41
 Merbein, 33, 41
 Mernda, 56, 112, 115, 128
 Metropolitan, 46
 Various, 21, 22, 23, 24, 25, 27, 46, 47, 49,
 50, 51, 65, 66, 82, 106, 107, 108, 109,
 112, 114, 115, 123, 124, 125, 128, 129
 Mickleham, 128
 Mildura, 94, 95
 Mill Park, 22, 41
 Mitcham, 42, 128
 Moe, 28, 73, 75
 Monash, 37, 106
 Monbulk, 41
 Mont Albert North, 45
 Montmorency, 33, 41
 Moondarra, 73
 Moorabbin, 45
 Moorooduc, 45
 Mooroolbark, 29, 33, 41, 42
 Mooroopna, 88
 Mordialloc, 41
 Moriac, 41
 Mornington, 33
 Mornington Peninsula, 106
 Morwell, 33, 41, 42, 62, 70, 72, 73
 Mount Clear, 34
 Mount Hotham, 131
 Moyhu, 101
 Mt Buller, 130
 Mt Martha, 106, 107
 Myrtleford, 86, 99

N

Nagambie, 89, 90, 91
Narrawong, 42
Nathalia, 87, 91
Newport, 34
Nilma, 70
Noble Park, 42
Noble Park North, 36
Non-metropolitan
 Various, 21, 22, 25, 26, 27, 46, 48, 49, 50,
 52, 55, 63, 70, 72, 73, 74, 76, 79, 80, 81,
 84, 86, 87, 88, 89, 90, 92, 93, 94, 95, 100,
 110, 111, 112, 113, 114, 115, 116, 118,
 119, 127
Norlane, 83
North Division, 82
North Geelong, 34
North Melbourne, 58, 77
Northcote, 30, 34, 42
North-West metropolitan, 83
Numurkah, 54, 91
Nyora, 110, 111

O

Oakleigh, 52, 114
Oakleigh East, 38
Ocean Grove, 34
Officer, 31, 45, 98
Outer Eynesbury, 123

P

Pakenham, 107
Parkdale, 34
Parkville, 25, 49, 50, 52, 54, 130
Pascoe Vale, 44
Pascoe Vale South, 35
Pearcedale, 42
Phillip Island, 127, 131
Plenty, 23, 27
Plumpton, 120, 121, 122
Point Cook, 25, 38, 77, 78
Poowong, 110, 111
Port Fairy, 52, 118
Port Melbourne, 23, 103, 104
Port Phillip, 105, 106, 107
Port Phillip Bay, 103, 104
Portarlington, 42, 47
Portland, 35, 118, 119
Portsea, 106

Prahan, 98
Pahran, 35, 42, 52
Preston, 34
Pyalong, 89

Q

Quarry Hill, 42

R

Ravenswood, 24
Rawson, 98
Red Cliffs, 35, 94
Reservoir, 44
Richmond, 22, 35, 42
Riddells Creek, 121
Ringwood, 39, 41, 42, 115
Ringwood East, 54
Robinvale, 42
Rochester, 35, 81
Rockbank, 120, 121, 122, 123, 124
Romsey, 121, 124
Rosanna, 35, 42, 43
Rural, 54
 Various, 45
Rushworth, 88
Rutherglen, 35

S

Sale, 42, 70, 72, 73, 75
San Remo, 126
Sandringham, 38, 42, 45
Sawmill Settlement, 89
Scoresby, 45
Sea Lake, 92
Seaford, 38, 43, 45
Seaspray, 70
Sebastian, 80
Sebastopol, 42
Seymour, 62, 89
Shepparton, 49, 51, 64, 83, 87, 88, 89, 90, 91
Sherbrooke, 106
Silvan, 98
Somerville, 45
South Geelong, 52
South Gippsland, 46
South Melbourne, 36, 45, 46
South West Loddon, 92
South Yarra, 27, 98
Southbank, 24
Spotswood, 98

Springvale, 69
Springvale South, 32, 40
St Albans, 51, 98
St Kilda, 47, 98
Statewide, 21, 22, 24, 25, 27, 28, 30, 31, 35, 36,
38, 40, 44, 46, 47, 48, 49, 50, 51, 52, 53, 54,
55, 56, 57, 61, 62, 63, 64, 66, 82, 83, 96, 97,
112, 113, 114, 115, 117
Stonnington, 107
Strathmore, 43
Sunbury, 32, 36, 43, 120, 121, 122, 124
Sunshine, 36, 43, 50
Sunshine North, 24, 31
Swan Hill, 54, 94

T

Tarneit, 36, 43, 98
Tatura, 90, 91
Taylors Hill, 36
The Basin, 37, 43
Thomastown, 28
Thorpdale, 74
Timboon, 43
Trafalgar, 70
Traralgon, 70, 72, 75
Truganina, 43, 98
Tullaroop, 86

U

Upper Ferntree Gully, 51

V

Various, 32, 36, 41, 42, 43, 44, 45, 103, 104
Venus Bay, 110
Vermont, 43
Violet Town, 89

W

Wahgunyah, 99
Wallan, 43, 128
Wandong, 91
Wangaratta, 43, 100, 101
Wantirna South, 27
Warracknabeal, 37
Warragul, 37, 74
Warrandyte, 45
Warrnambool, 29, 37, 43, 52, 118, 119
Wattle Glen, 43
Waurin Ponds, 54, 113
Wedderburn, 43
Werribee, 32, 44, 53, 69, 77, 78, 85, 97, 98
Westmeadows, 83
Whealers Hill, 32, 39
Whittington, 37, 44
Whittlesea, 37, 44, 98
Wodonga, 44, 100
Wonthaggi, 111
Woodend, 37, 124, 125
Wyndham, 37, 56

Y

Yallourn North, 71
Yarra Junction, 44
Yarra Ranges, 37
Yarram, 37
Yarraville, 66
Yarrowonga, 44
Yea, 44, 90
Yinnar, 71

STYLE CONVENTIONS

Budget Paper No. 4 lists ‘estimated completion date’ which is defined as the date of practical project completion. The date is reported as one of the following options:

- qtr 1 yyyy-zz – for projects expected to be completed in July, August or September of that financial year;
- qtr 2 yyyy-zz – for projects expected to be completed in October, November or December of that financial year;
- qtr 3 yyyy-zz – for projects expected to be completed in January, February or March of that financial year; and
- qtr 4 yyyy-zz – for projects expected to be completed in April, May or June of that financial year.

Figures in the tables and in the text have been rounded. Discrepancies in tables between totals and sums of components reflect rounding. Percentage changes in all tables are based on the underlying unrounded amounts.

The notation used in the tables and charts is as follows:

n.a. or na	not available or not applicable
1 billion	1 000 million
..	zero, or rounded to zero
tbc	to be confirmed
TEI	total estimated investment
ongoing	continuing output, program, project etc.
(xxx.x)	negative numbers

Please refer to the **Treasury and Finance glossary for budget and financial reports** at dtf.vic.gov.au for additional terms and references.

If you would like to receive this publication
in an accessible format please email
information@dtf.vic.gov.au
or telephone (03) 9651 0909

This document is also available in PDF
and Word format at dtf.vic.gov.au

Victorian Budget 16/17
State Capital Program
Budget Paper No. 4
budget.vic.gov.au



Treasury
and Finance