



Getting on with the job

Victorian Budget 17/18 State Capital Program

Budget Paper No. 4
Presented by Tim Pallas MP,
Treasurer of the State of Victoria

The Secretary
Department of Treasury and Finance
1 Treasury Place
Melbourne, Victoria, 3002
Australia
Tel: +61 3 9651 5111
Fax: +61 3 9651 2062
Website: budget.vic.gov.au

Authorised by the Victorian Government
1 Treasury Place, Melbourne, 3002

This publication makes reference to the 2017-18 Budget paper set which includes:
Budget Paper No. 1 – Treasurer’s Speech
Budget Paper No. 2 – Strategy and Outlook
Budget Paper No. 3 – Service Delivery
Budget Paper No. 4 – State Capital Program
Budget Paper No. 5 – Statement of Finances
(incorporating Quarterly Financial Report No. 3)

© State of Victoria 2017
(Department of Treasury and Finance)



You are free to re-use this work under a Creative Commons Attribution 4.0 licence, provided you credit the State of Victoria (Department of Treasury and Finance) as author, indicate if changes were made and comply with the other licence terms. The licence does not apply to any branding, including Government logos.

Copyright queries may be directed to
IPpolicy@dtf.vic.gov.au.

ISSN 2204-9185 (print)
ISSN 2204-9177 (online)

Published May 2017

State Capital Program

2017-18



Presented by

Tim Pallas MP

Treasurer of the State of Victoria

for the information of Honourable Members

Budget Paper No. 4

TABLE OF CONTENTS

Chapter 1 – State capital program 2017-18	1
Investing for every Victorian	1
Delivering the right projects better	2
Overview of the state capital program	4
Funding	6
Coverage of Budget Paper No. 4.....	16
General government capital program	17
Public non-financial corporations capital program	22
Chapter 2 – General government capital program 2017-18	25
Department of Economic Development, Jobs, Transport and Resources	25
Department of Education and Training	32
Department of Environment, Land, Water and Planning	52
Department of Health and Human Services.....	55
Department of Justice and Regulation	60
Department of Premier and Cabinet	63
Department of Treasury and Finance	64
Parliament.....	65
Country Fire Authority.....	66
Court Services Victoria	69
Metropolitan Fire and Emergency Services Board.....	71
Chapter 3 – Public non-financial corporations capital program 2017-18	75
Barwon Region Water Corporation	75
Cemeteries.....	77
Central Gippsland Region Water Corporation.....	78
Central Highlands Region Water Corporation	84
City West Water Limited	86
Coliban Region Water Corporation.....	88
Development Victoria (formerly Places Victoria).....	92
Director of Housing	93
East Gippsland Region Water Corporation.....	95

Table of contents *(continued)*

Gippsland and Southern Rural Water Corporation	96
Goulburn-Murray Rural Water Corporation.....	97
Goulburn Valley Region Water Corporation.....	98
Grampians Wimmera Mallee Water Corporation.....	103
Lower Murray Urban and Rural Water Corporation	104
Melbourne Water Corporation.....	106
North East Region Water Corporation.....	110
South East Water Limited.....	113
South Gippsland Region Water Corporation	117
Victorian Ports Corporation (Melbourne)	120
Victorian Rail Track (VicTrack).....	121
Victorian Regional Channels Authority	125
V/Line Corporation	126
Wannon Region Water Corporation	127
Western Region Water Corporation	130
Westernport Region Water Corporation.....	141
Yarra Valley Water Limited	143
Other public non-financial corporations	145
Location index	147
Definitions and style conventions	155

CHAPTER 1 – STATE CAPITAL PROGRAM 2017-18

Budget Paper No. 4 *State Capital Program* summarises the capital projects the Government will be undertaking in 2017-18. This budget paper includes newly announced capital programs and projects, works already underway and those expected to finish by 30 June 2017. The information is current as at 27 April 2017.

INVESTING FOR EVERY VICTORIAN

Infrastructure investment has been a key priority of the Government's two previous budgets. In 2017-18 the Government will maintain its commitment to a substantial infrastructure program that will continue to enhance the State's productive capacity and provide the platform for improved services to the community.

The *2017-18 Budget* funds new investments across social and economic infrastructure. The key capital investments in 2017-18 include:

- \$673 million to complete the M80 Ring Road upgrade;
- \$600 million to invest in schools, including to plan and construct new schools; and upgrade and modernise existing schools;
- \$435 million to upgrade the Gippsland rail line; and
- \$100 million to commence planning and project development for the North East Link.

In 2017-18, \$73.6 billion of state capital projects are commencing or underway. This includes projects in both the general government and public non-financial corporations (PNFC) sectors, and \$2.9 billion for public private partnership (PPP) projects under construction such as the High Capacity Metro Trains (HCMT) Project, the New Schools PPP and CityLink-Tulla widening.

Infrastructure investment drives economic performance – since coming to office, the Government's infrastructure agenda has supported the creation of over 50 000 extra jobs. More than this, these investments are critical to ensuring that Victorians can access employment, education and public services easily and safely.

DELIVERING THE RIGHT PROJECTS BETTER

The Government is taking a strategic view of the State's infrastructure needs to address a range of growth pressures. The Government is implementing a range of policies and innovation reforms to ensure its substantial infrastructure program is being delivered and managed effectively and efficiently. This will result in better value for money by reducing the overall costs of infrastructure and enhancing public sector capability.

Addressing long-term infrastructure needs

The Government established Infrastructure Victoria to provide independent advice on Victoria's short, medium and long-term infrastructure needs to support economic growth.

Infrastructure Victoria released its first 30-year infrastructure strategy in December 2016 following extensive analysis and public consultation.

The strategy takes a big-picture view of Victoria's future infrastructure needs and looks at a range of approaches to addressing population growth such as managing demand, getting more out of our existing assets, and building Victoria's infrastructure stock. It also acknowledges the complexity of providing new infrastructure when technology and the future needs of our diverse communities are rapidly changing.

Infrastructure Victoria's strategy recommends specific infrastructure projects that should be prioritised. It also confirms the Government's biggest infrastructure investments, such as the Metro Tunnel and Level Crossing Removal Program, will build the capacity of our transport network and ease congestion on our roads.

Later this year the Government will publish a response to the strategy and prepare a five-year infrastructure plan, including a detailed analysis of how projects funded through the *2017-18 Budget* address Infrastructure Victoria's recommendations to Government.

Oversight of the Government's infrastructure program

The Office of Projects Victoria (OPV) has been established to provide expert advice on reviewing and improving project delivery capability across the public sector.

The OPV will:

- build public sector capability and skills in project development and delivery;
- provide advice on asset investment decisions and project delivery arrangements; and
- monitor the delivery of all major projects and advise on interventions where projects are in distress.

Reforming public construction procurement

Victoria's infrastructure investment pipeline remains strong. For Victoria to take advantage of this and increase its national and global competitiveness, it is critical that infrastructure procurements are well-targeted, timely, and efficient.

The Government is reducing unnecessary time and cost in public sector construction procurement. Following consultation with industry, the Government is reforming public construction procurement to establish a modern and responsive framework.

The reforms focus on three broad areas:

- greater standardisation of procurement processes across government;
- reducing unnecessary time and costs to industry in tender processes; and
- improving government capability and planning in construction procurement.

The Government will finalise the framework for public construction procurement in 2017-18. This work complements the Government's recent reforms to the Partnerships Victoria procurement guidelines.

Construction technologies

Through its Future Industries Construction Technologies Sector Strategy, the Government is supporting the accelerated adoption of new technologies across the Victorian construction industry. The strategy capitalises on industry leadership, attracting companies to establish new prefabricated construction manufacturing facilities and supporting the adoption of building information modelling (BIM) and other digital technologies.

The Government's BIM implementation plan, which will be released later in the year, will further detail the uptake in BIM and building expertise in BIM technologies in Victoria.

BIM continues to gain momentum in Victoria and across Australia, and is becoming better understood throughout the infrastructure construction and management sector. This builds on significant existing work of the Government, which recognises the capability BIM can provide to project delivery and asset management of public infrastructure in Victoria.

The Government's BIM pilot on selected Victorian Government projects will continue through 2017-18, with the aim of expanding to new infrastructure projects. Over 2017-18, the Government will receive initial data and information sets on selected BIM projects to better understand project efficiencies, delivery outcomes and lifecycle management.

This complements the work Victoria is engaged with as part of the Council of Australian Governments Transport and Infrastructure Council National Digital Engineering Working Group. The group released policy principles in late 2016 providing a national framework to promote greater consistency in the applications of BIM and digital engineering.

Improving asset management

While the Government continues to invest in new and productivity-enhancing infrastructure, it is also ensuring that existing assets are being managed effectively and efficiently.

The Government's new Asset Management Accountability Framework (AMAF), released in February 2016, improves the way Victoria's public assets are planned, used and maintained. It builds on the strong foundations of the previous framework, Sustaining Our Assets, introduced in 2000.

The AMAF strengthens accountability by requiring departmental secretaries and agency boards to annually attest to compliance with a set of mandatory requirements that are consistent with international good practice. However, the framework provides flexibility for public bodies to tailor their asset management processes to their operational needs. Attestations will commence in 2017-18 annual reports.

The AMAF supports good asset management practice through its alignment with the ISO 55000 International Standard for Asset Management.

OVERVIEW OF THE STATE CAPITAL PROGRAM

Table 1 summarises the 2017-18 state capital program. The total estimated investment (TEI) value of all state capital projects (excluding PPP projects) underway or commencing in 2017-18 is up to \$70.7 billion.

This pipeline of infrastructure investment enables government and industry to plan and allocate appropriate resources.

Table 1: Infrastructure investment by total estimated investment – summary

(\$ thousand)

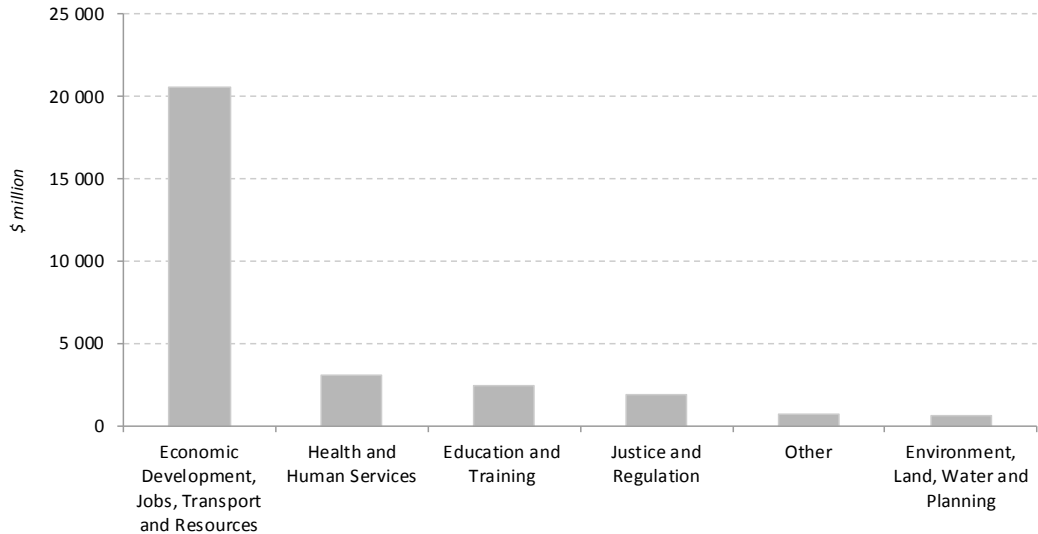
Sector	Total estimated investment	Estimated expenditure to 30.06.17	Estimated expenditure 2017-18	Remaining expenditure
General government				
New projects	4 427 870	105 100	1 215 269	3 107 501
Existing projects	24 755 908	7 071 787	4 708 066	7 678 659
Public non-financial corporations				
New projects	9 766 888	54 602	875 395	8 836 891
Existing projects	31 746 082	7 710 606	4 550 722	19 484 754
Total new projects	14 194 758	159 702	2 090 664	11 944 392
Total existing projects	56 501 991	14 782 392	9 258 788	27 163 414
Total projects	70 696 749	14 942 094	11 349 453	39 107 806

Source: Department of Treasury and Finance

Note: Totals do not include expenditure for projects with 'tbc' cash flows.

Chart 1 depicts the asset investment projects by department across the general government sector.

Chart 1: General government total estimated investment by department for new and existing projects 2017-18



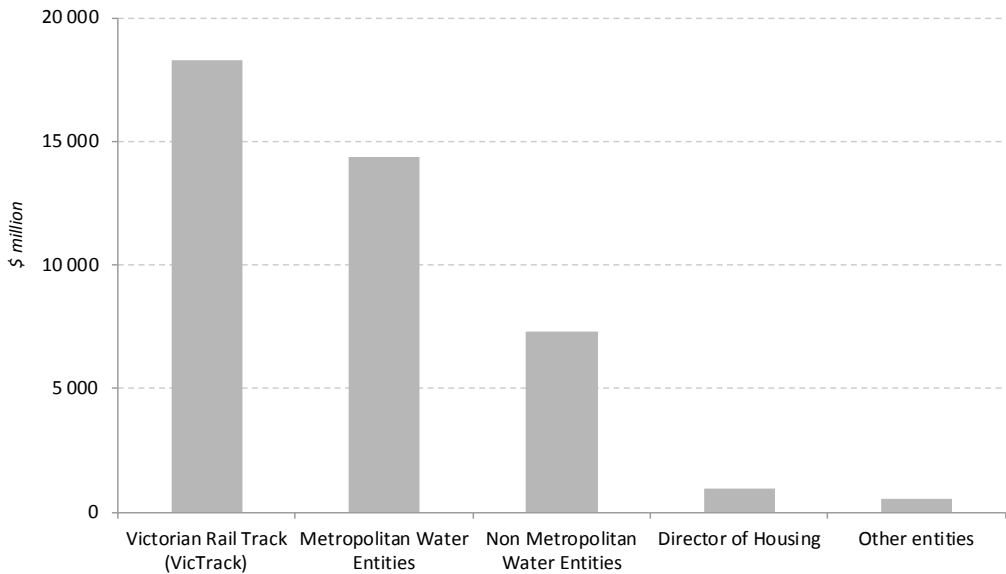
Source: Department of Treasury and Finance

The Department of Economic Development, Jobs, Transport and Resources accounts for the largest proportion of general government sector projects underway in 2017-18 (\$20.5 billion). This excludes significant investment in public transport infrastructure (such as the Metro Tunnel and tram rolling stock procurement) which is funded by the general government sector but owned by VicTrack.

The balance of the Victorian general government sector infrastructure program is invested in other key service areas, including the education, health, justice and emergency services portfolios.

Chart 2 depicts the 2017-18 investment activity across the PNFC sectors. This sector manages investment in water infrastructure across metropolitan and regional Victoria, public transport infrastructure (including trams and metropolitan and regional trains), ports and social housing.

Chart 2: PNFC sector total estimated investment for new and existing projects 2017-18



Source: Department of Treasury and Finance

FUNDING

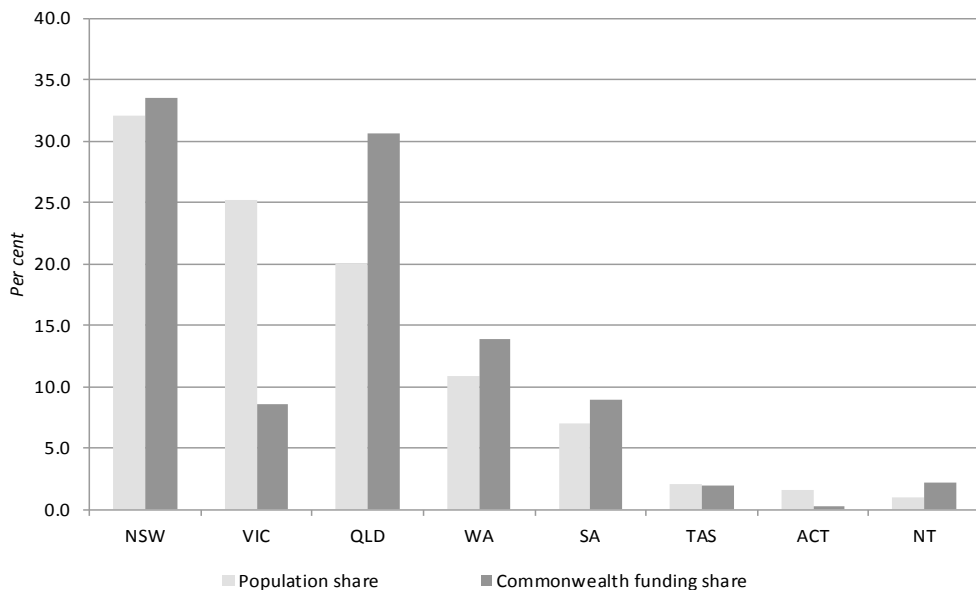
The State’s infrastructure program must have a long-term view given the lead time to properly plan and execute major infrastructure projects. This requires significant long-term funding given the scale of investment. The capital investment program is funded from a number of sources including:

- operating cash flows (including Commonwealth funding);
- public sector borrowings;
- proceeds from asset recycling; and/or
- private sector contributions.

Commonwealth funding

Victoria has the fastest growing population in Australia but continues to be denied a fair share of Commonwealth infrastructure grant funding. Despite accounting for around 25 per cent of the Australian population, Victoria has historically received below its fair share of Commonwealth infrastructure funding. Based on the latest Commonwealth budget publication, the *Mid-Year Economic and Fiscal Outlook (MYEFO)* Victoria will only receive 8.5 per cent of allocated Commonwealth infrastructure funding to the states and territories between 2015-16 and 2019-20 (refer to Chart 3). Assuming other states' funding remain constant, Victoria would need to receive an additional \$6.6 billion in Commonwealth infrastructure grant funding over this period to achieve its population share.

Chart 3: Share of Commonwealth infrastructure funding 2015-16 to 2019-20



Source: 2015-16 Commonwealth Final Budget Outcome, 2016-17 Commonwealth MYEFO

Note: Based on five year average of funding from 2015-16 to 2019-20.

Public sector borrowings

Governments need to make investments in infrastructure that serve the needs of both current and future generations. Many of the transformational projects that have shaped Victoria have been financed in part by debt. Prudent use of debt for major projects is an important source of finance.

In the *2016-17 Budget* the Government set out its Medium Term Asset Investment Strategy. This strategy is based on prudent financial management and using debt financing to make timely investments in economy-enhancing infrastructure whilst preserving Victoria's triple-A credit rating.

The *2017-18 Budget* achieves these objectives. Net debt as a proportion of GSP is expected to reach 6.0 per cent by June 2021, higher than the 4.8 per cent by June 2020 forecast in the *2016-17 Budget*. This modest increase reflects the Government's ongoing commitment to invest in the infrastructure to drive productivity and meet the demands from a growing population.

This includes the productivity-enhancing infrastructure projects that will drive the State's future prosperity, such as the M80 Ring Road upgrade and Mordialloc Bypass. It also reflects the substantial and ongoing investment in core services such as health and public safety, including the Northern Hospital Inpatient Expansion – Stage 2 and a new youth justice facility.

Whether financed through surpluses, debt or a combination, well-targeted investment in infrastructure not only improves living standards, it expands the productive capacity of the economy. It also creates jobs now and improves our capacity to create jobs into the future.

Box 1: Using prudent debt to accelerate the capital program

The modest but prudent increase in net debt from 4.8 per cent to 6.0 per cent of GSP, or around \$5 billion in nominal terms, accelerates the ability to invest in productivity-enhancing new infrastructure. Table 2 outlines some of the key infrastructure projects accelerated by the additional budget capacity.

Table 2: Capital projects accelerated (\$ million)

<i>Project</i>	<i>Expenditure/ Capital funding</i>
Level Crossing Removal Program acceleration	846
M80 Ring Road upgrade	673
Building the Education State (including Asbestos removal program)	685
Regional Rail Revival – Gippsland Rail Upgrade ^(a)	435
Community Safety Statement (capital component such as replacement of 10 police stations and a specialist training facility)	384
Mordialloc Bypass	300
New youth justice facility	289
Major periodic maintenance on the regional rail network ^(a)	288
More regional trains ^(a)	288
Melbourne Park Redevelopment – stage 3	272
More E-Class trams and infrastructure	216
Frankston Line stabling	187
Northern Hospital Inpatient Expansion – Stage 2	163
North East Link	100
Yan Yean Road upgrade – Stage 2	97
Metropolitan and regional road restoration and road surface replacement	75
Enhancing safety on the train network	61
South Western Victoria Road improvement package	53
Shepparton Line Upgrade and additional services ^(a)	33
Sustaining the V/Line train fleet ^(a)	12
Total	5 457

Note:

(a) These projects will be funded from the proceeds of the sale of the Port of Melbourne (Victorian Transport Fund). Draw down from the Victorian Transport Fund increases net debt.

Asset recycling opportunities

Asset recycling is an important funding source for Government. The successful 50-year lease of operations at the Port of Melbourne has generated billions of dollars to fund the Government’s Level Crossing Removal Program and other infrastructure projects, including in the regions.

The Government will continue to explore opportunities for asset reform and recycling, with the proceeds being invested in priority infrastructure. The Government does not have a one size fits all approach to asset reform and recycling. Each opportunity will be assessed on a case-by-case basis.

Box 2: Regional projects funded from the sale of Port of Melbourne

As part of the commitments made by the Government regarding the use of the proceeds from the medium-term lease of Port of Melbourne, the Government set aside \$973 million for use on regional projects. Table 3 provides an acquittal of projects funded to date.

Projects funded in the 2017-18 Budget	<i>Expenditure/ Capital funding</i>
Regional Rail Revival – Gippsland Rail Upgrade	435
Major periodic maintenance on the regional rail network	288
More regional trains	288
Shepparton Line Upgrade and additional services	33
Sustaining the V/Line train fleet	12
Total	1 056

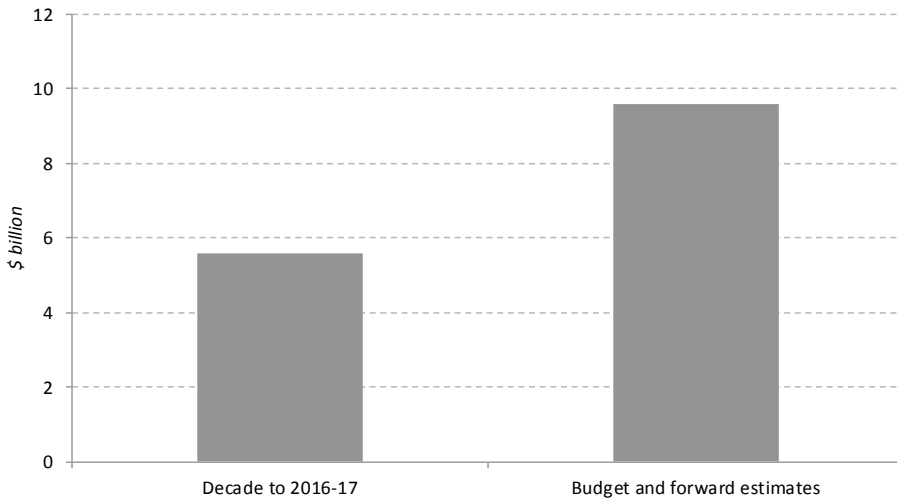
The Government has previously highlighted the importance of recycling state-owned assets to fund investment in new productivity enhancing capital projects. Divesting assets, particularly those that are mature, can unlock capital to build productive new assets for the benefit of the entire Victorian community.

Building on the success of Port of Melbourne lease transaction, which generated \$9.7 billion to invest in transport infrastructure projects across the state, the Government has identified new asset recycling opportunities to optimise the management of the State’s balance sheet.

The Government will examine options to commercialise Victoria’s land titles registry function. Divesting or long-term outsourcing of the registry function is likely to provide scope for a greater investment in technology systems and improved customer interface. A detailed scoping study will identify appropriate options whilst ensuring data integrity and access rights are protected.

Asset recycling has also allowed a significant increase in Government Infrastructure Investment (GII), which is estimated to average nearly \$10 billion a year over the budget and forward estimates, much higher than the decade average to 2016-17 (refer to Chart 4).

Chart 4: Government Infrastructure Investment (average) ^{(a)(b)}



Source: Department of Treasury and Finance

Notes:

- (a) Includes general government net infrastructure investment, estimated cash flows for Partnerships Victoria projects and the State contribution to the West Gate Tunnel Project.
- (b) Excludes the impact of the proceeds from the medium-term lease over the operations of the Port of Melbourne.

Public private partnerships

Victoria has been a leader in PPPs for over 20 years. During that time the State has executed 29 PPPs, investing more than \$15.6 billion in capital investment in many different sectors of the economy. PPPs benefit Victorians through private sector design innovation, creating world-class infrastructure and enabling efficient and focussed public services.

The Government will continue to procure infrastructure and services through PPPs where such partnerships achieve value for money for Victorian taxpayers.

Private finance is not an additional funding source. The majority of PPP projects are government-funded through availability payments, financed by the private sector and recognised as a finance lease in the Government's accounts.

A number of capital projects are being procured using an availability PPP model where the State Government provides regular payments over a contract term to the private party for making the asset available for use at the required performance standards.

Table 4 lists the current PPP projects in construction and procurement.

Table 4: Public private partnerships in construction and procurement

Projects

In construction

Bendigo Hospital redevelopment – Stage Two

CityLink–Tulla widening

High Capacity Metro Trains (HCMT) Project

Melbourne Convention and Exhibition Centre – Stage 2 development

New Schools PPP Project – Tranche Two

Ravenhall Prison

In procurement

Casey Hospital Expansion

Metro Tunnel

Western Suburbs Roads Package

West Gate Tunnel Project

Source: Department of Treasury and Finance

Western Suburbs Roads Package

The Western Suburbs Roads Package involves duplicating and widening of arterial roads in Melbourne's west, including high priority road upgrades on the suburban fringe. The construction project will be completed in early 2023 with maintenance continuing for 20 years after commercial acceptance. It is aimed at improving more than 700 lane kilometres of arterial roads throughout the wider western suburban road network.

In addition to the Western Suburbs Roads Package, the Government will also consider future investment in arterial road developments in the northern and south-eastern suburbs of Melbourne during the coming financial year. However such developments will be contingent upon the completion of further planning and business case development and resolution of funding models.

The North East Link Authority, DTF and VicRoads (as appropriate) will take responsibility for progressing these matters.

Metro Tunnel

The Metro Tunnel project is the biggest rail project in Victoria's history, creating space in the City Loop to run more trains, more often on rail lines across Melbourne. It comprises four key works packages including the Tunnel and Stations availability PPP package. The private sector is invited to design, build, finance and maintain two nine kilometre tunnels and five underground stations. Three consortia were shortlisted in August 2016 and the final bids were received in April 2017.

The contract for the PPP is expected to be awarded by the end of 2017 and construction on the Tunnel and Stations package will begin in 2018.

High Capacity Metro Trains

The High Capacity Metro Trains availability PPP contract with Evolution Rail was executed in November 2016. Evolution Rail is responsible for the design, financing, manufacture and commissioning of 65 new seven-car high capacity metropolitan trains (HCMTs), the Pakenham East depot (including a train maintenance facility and a stabling yard), two simulators and the Calder Park light service facility. Evolution Rail is also responsible for the operating and maintenance activities over the maintenance phase of the contract (from Provisional Acceptance of the first HCMT until 30 years after Provisional Acceptance of the fleet).

The first train will be delivered for testing by November 2018. The trains will be progressively accepted into service from 2019 until mid-2023. They will be a dedicated fleet for the Cranbourne-Pakenham line and ultimately run through the Metro Tunnel to Sunbury.

The depot and the light service facility will provide the flexibility to cater for the future rolling stock maintenance needs of the network. Passengers across the wider metropolitan rail network will benefit through existing trains being redeployed to other lines. Associated infrastructure upgrades on the Cranbourne-Pakenham and Sunbury lines will be separately contracted by the State.

Melbourne Convention and Exhibition Centre development

The Melbourne Convention and Exhibition Centre (MCEC) – Stage 2 development will provide additional capacity to the MCEC facility. The Victorian Government provided \$205 million for expanding MCEC, which will build on the existing success of the venue and help cater to the growing demand for exhibitions linked to conferences. This project is part of a South Wharf development that will connect visitors and local traders with a new hotel and multi-deck car parking facilities. Additionally, Plenary Group and its partners are investing \$150-175 million in this precinct development.

Set for completion in early 2018, construction is currently taking place next to the Exhibition Centre and the Convention Centre, over the current DFO South Wharf car park.

Casey Hospital Expansion

The Casey Hospital Expansion Project will significantly increase the floor area of Casey Hospital through a new multi-storey tower connecting with the existing facility. The scope of the expansion will add 128 beds, four new operating theatres and a new central sterile services department. The expansion will provide across-the-board benefits in improving local access for patients and providing an increased range of acute services, providing improved and sustainable patient outcomes, and improved operational efficiencies.

The expansion is expected to be operational in 2019.

Market-led proposals

The Government will continue to welcome proposals from the private sector for projects or services that offer something genuinely unique and achieve value for money. The Market-led Proposals Guideline identifies the Government's priority areas for investment and also provides a transparent framework for assessing proposals.

The Guideline will be updated in 2017 to provide further certainty of process to parties who approach Government with new proposals. The update will enhance the assessment process to ensure that proposals which progress under the Guideline are appropriate and provide the best outcomes for Victorians.

Proposals considered during 2016-17 are discussed below.

Victoria Police Centre

The Government executed a lease agreement in January 2017 for a new Victoria Police Centre located at 311 Spencer Street. Its co-location with the adjacent City West Police Centre will create a consolidated police precinct in central Melbourne.

The 39-storey facility will house about 2 500 personnel and improve safety for Victoria Police staff, including frontline police. The new complex will be located close to the Melbourne Assessment Prison and will also provide good access to the arterial road network so specialist police can respond to incidents quickly.

The proposal has unique benefits of a highly secure site suitable for a police headquarters. An independent assessment by the Valuer-General Victoria confirmed a value for money outcome was achieved.

Construction will start in 2017 with project completion to coincide with the expiry of the current Victoria Police headquarters lease at the World Trade Centre.

West Gate Tunnel Project

As Melbourne's second river crossing, the West Gate Tunnel will provide an alternative to the West Gate Bridge. It will provide direct freight access to the Port of Melbourne and remove thousands of trucks from local streets and the West Gate Freeway.

The \$5.5 billion West Gate Tunnel Project provides a network-wide solution to reducing congestion along the M1 corridor. The project will create around 6 000 jobs during construction and an estimated \$11 billion boost to Victoria's economy.

The West Gate Tunnel Project is based on a market-led proposal submitted by Transurban, which is currently being evaluated under stage four, exclusive negotiations, of the Market-led Proposals Guideline. Evaluation of Transurban's proposal will continue until expected contract close for the West Gate Tunnel Project, anticipated to occur before the end of 2017.

On 2 April 2017, following its evaluation of three short-listed consortia, the Government announced that the CPB/John Holland consortium is the preferred respondent to the West Gate Tunnel Project Design and Construct Request for Tender. The West Gate Tunnel Project is currently in the planning and approvals phase. This includes the Environment Effects Statement exhibition process and application for key project approvals. Construction is expected to start in early 2018 and be completed in 2022.

Digital Train Radio System Upgrade

The Government is considering a market-led proposal to upgrade telecommunications on Melbourne's train system to improve services and provide better information for passengers. The proposal by Nokia and Vodafone has moved to stage four of the market-led proposal assessment process.

The proposal involves installing a new Long-Term Evolution (LTE) 4G network on VicTrack assets, providing an option for the State to transition to an updated communications system for a variety of potential applications. The upgraded network would also improve Vodafone's mobile phone coverage along metropolitan Melbourne's train lines. The proposal is subject to ongoing review and assessment.

Port Phillip Bay Ferries

In January 2016, the Little Group submitted a market-led proposal for the trial of a new ferry service between Portarlington and Docklands, consistent with the Government's election commitment.

The Government is currently evaluating the proposal to consider progressing it to stage five of the market-led proposal assessment process. This includes potentially providing Government funding of up to \$5 million over the next three years to facilitate the trial.

COVERAGE OF BUDGET PAPER NO. 4

Chapters 2 and 3 detail the general government and PNFC sector projects.

For each sector, department or agency, the chapters list capital investments as either:

- new – projects announced by the Government as part of the *2017-18 Budget*, or
- existing – projects that have previously been announced and construction is continuing as at 1 July 2017.

For each sector, department or agency, projects completed since the *2016-17 Budget* (or expected to be completed by 30 June 2017) are also listed.

The projects are listed with their location and grouped according to the entity responsible for the project. Details of TEIs are provided with projected expenditure to 30 June 2017 and beyond except for projects where expenditure is yet to be disclosed due to commercial sensitivities. Expected completion dates are also listed.

Budget Paper No. 4 does not include capital grants paid to entities outside the Victorian State Government.

In Chapters 2 and 3, there can be apparent differences between cash flows and the estimated completion date. These differences arise because of differences between practical and financial completion dates or where funding from non-State Government sources, including the Commonwealth, is received in the later stages of the project after State Government funding ceases.

Note the capital TEIs do not include associated output funding, which may be included in other budget papers.

GENERAL GOVERNMENT CAPITAL PROGRAM

The individual new and existing capital projects listed in Chapter 2 and summarised in Table 5 predominantly comprise projects funded by government through the annual state budget process, where the resulting asset or infrastructure is owned and managed by a general government sector agency. This includes schools, prisons, roads, hospitals, courts and police stations.

Total capital expenditure recorded in each agency's financial statements may be different as they include other capital expenditure. This includes expenditure relating to an agency's ongoing capital programs (such as minor works, refurbishments and vehicle fleet purchases) and capital expenditure of outer budget entities (such as schools and hospitals) funded through their own revenue sources, such as donations.

The Government also funds infrastructure (including major public transport infrastructure) where the resulting assets are accounted for in the PNFC sector. These projects, although funded through the annual budget process, are listed in Chapter 3 against the relevant PNFC entity.

The measure of general government infrastructure investment includes:

- net investment in assets for the general government sector (which appears in the government sector financial statements as 'Cash flows from investments in non-financial assets');
- funding provided through the budget for PNFC sector infrastructure (which appears in the government sector financial statements as 'Cash flows from investments in financial assets for policy purposes'); and
- estimated construction costs for PPP projects.

Table 5: General government capital program 2017-18 – summary (\$ thousand)

<i>Department/entity</i>	<i>Total estimated investment</i>	<i>Estimated expenditure to 30.06.17</i>	<i>Estimated expenditure 2017-18</i>	<i>Remaining expenditure</i>
Economic Development Jobs Transport and Resources				
New projects	1 617 061	52 264	295 726	1 269 071
Existing projects	18 925 050	4 762 186	2 750 559	6 129 910
Education and Training				
New projects	685 000	20 000	254 245	410 755
Existing projects	1 734 362	681 305	795 943	257 114
Environment, Land, Water and Planning				
New projects	118 669	1 200	41 899	75 570
Existing projects	439 880	63 249	36 099	340 532
Health and Human Services				
New projects	878 523	..	262 055	616 468
Existing projects	2 247 697	827 239	633 024	787 434
Justice and Regulation				
New projects	918 805	31 636	259 823	627 346
Existing projects	920 603	506 365	326 886	87 352
Premier and Cabinet				
New projects	8 589	..	4 789	3 800
Existing projects	22 680	2 647	3 975	1 058
Treasury and Finance				
New projects	20 000	..	10 000	10 000
Existing projects	14 607	3 811	5 287	5 509
Parliament				
New projects
Existing projects	45 464	24 714	20 750	..
Country Fire Authority				
New projects	29 882	..	29 882	..
Existing projects	224 827	118 453	67 960	38 414
Courts				
New projects	126 196	..	37 165	89 031
Existing projects	75 365	37 286	35 579	2 500
Metropolitan Fire and Emergency Services Board				
New projects	25 145	..	19 685	5 460
Existing projects	105 373	44 532	32 004	28 837
Total new projects	4 427 870	105 100	1 215 269	3 107 501
Total existing projects	24 755 908	7 071 787	4 708 066	7 678 659
Total projects	29 183 778	7 176 887	5 923 335	10 786 160

Source: Department of Treasury and Finance

Note: Totals do not include expenditure for projects with 'tbc' cash flows.

Table 6 reconciles key measures of general government sector capital/infrastructure expenditure in the *2017-18 Budget*, including the general government sector estimates presented in Budget Paper No. 4 and the measures of general government sector infrastructure investment.

Table 6: Reconciliation of general government sector capital expenditure aggregates – 2017-18 to 2020-21 (\$ million)

	2017-18	2018-19	2019-20	2020-21	Reference
Estimated expenditure on general government sector projects identified in Budget Paper No.4	5 923.3	na	na	na	Budget Paper No. 4, Chapter 1, Table 5
Plus					
Other capital expenditure ^(a)	2 856.6	na	na	na	
Equals					
Cash flows from purchases of non-financial assets	8 780.0	7 881.9	6 929.5	6 912.9	Budget Paper No. 5, EFS Cashflow Statement
Less					
Sales of non-financial assets	(502.6)	(788.9)	(463.5)	(493.6)	Budget Paper No. 5, EFS Cashflow Statement
Equals					
Cash flows from investments in non-financial assets	8 277.3	7 093.0	6 466.0	6 419.3	Budget Paper No. 5, EFS Cashflow Statement
Plus					
Net cash flows from investments in financial assets for policy purposes	(2 347.8)	(2 191.3)	(1 882.6)	(2 576.2)	Budget Paper No. 5, EFS Cashflow Statement
Equals					
Total net investment in fixed assets	5 929.5	4 901.7	4 583.3	3 843.1	Budget Paper No. 5, EFS Cashflow Statement
Plus					
PPP and other investment ^(b)	4 196.5	4 925.6	5 518.3	4 557.1	Department of Treasury and Finance
Equals					
Government infrastructure investment ^(c)	10 126.1	9 827.3	10 101.6	8 400.2	Budget Paper No. 2, Table 4.1

Notes:

(a) This includes the aggregate value of other capital expenditure identified for each department in Chapter 2. It also includes capital expenditure by regulatory bodies and other part budget funded agencies not listed in Budget Paper No. 4 (such as Parks Victoria and Emergency Services Telecommunications Authority), net of contingencies not allocated to departments.

(b) Includes PPP infrastructure investment, Victorian Transport Fund related transactions and other commercially sensitive items.

(c) In Budget Paper No. 2, amount is displayed in billions, rounded to one decimal point.

High-value and high-risk projects

Under the High Value High Risk (HVHR) Framework, infrastructure and ICT projects identified as being high value and/or high risk are subject to more rigorous scrutiny and approval processes. Table 7 lists the projects currently being monitored under the Framework.

Table 7: Major high-value and high-risk projects

<i>Project</i>
Court Services Victoria
Courts case management system
Department of Economic Development, Jobs, Transport and Resources
Ballarat Line Upgrade
Caulfield to Dandenong conventional signalling and power infrastructure upgrade ^(a)
Chandler Highway Bridge duplication
City Loop fire and safety upgrade (Stage 2) including fire alarm
CityLink-Tulla widening
Drysdale Bypass
Echuca-Moama bridge
Frankston Line stabling
High Capacity Metro Trains (HCMT) Project
Hurstbridge rail line upgrade ^(b)
Level Crossing Removal Program ^(c)
M80 Ring Road upgrade
Melbourne Convention and Exhibition Centre – Stage 2 development
Mernda Rail Extension Project
Metro Tunnel
Mordialloc Bypass
More E-Class trams and infrastructure
Murray Basin Rail Project
Non-urban train radio renewal
Princes Highway West duplication project – Winchelsea to Colac
Regional Rail Revival – Gippsland Rail Upgrade
Thompsons Road duplication
Tram Fleet Procurement – Stage 1
Tram Fleet Procurement – Stage 2
West Gate Tunnel Project
Western Highway duplication
Western Suburbs Roads Package
Yan Yean Road duplication
Department of Environment, Land, Water and Planning
Goulburn-Murray Water Connections Project
Department of Education and Training
New Schools PPP project

Project

Department of Health and Human Services

Bendigo Hospital redevelopment – Stage Two

Casey Hospital Expansion

Goulburn Valley Health redevelopment

Joan Kirner Women’s and Children’s Hospital

Melbourne Park Redevelopment – stage two

Melbourne Park Redevelopment – stage three

Monash Children’s Hospital

Northern Hospital Inpatient Expansion – Stage 2

Royal Victorian Eye and Ear Hospital redevelopment

Department of Justice and Regulation

Infringement Management and Enforcement Services (IMES) Reform Project

New youth justice facility

Ravenhall Prison

Department of Premier and Cabinet

Service Victoria

Source: Department of Treasury and Finance

Notes:

(a) Delivered as part of the Caulfield-Dandenong Alliance Level Crossing Removals

(b) Delivered as part of the North Eastern Program Alliance Level Crossing Removals

(c) Only some packages within the Level Crossing Removal Program will be categorised as high-value high-risk.

PUBLIC NON-FINANCIAL CORPORATIONS CAPITAL PROGRAM

The PNFC sector largely funds its investment in new infrastructure through operating cash flows arising from revenues from users, borrowings, revenue from asset sales and State and Commonwealth Government funding and grants.

For significant investments, PNFC entities are required to submit a detailed business case for the Treasurer's approval. The Department of Treasury and Finance reviews and evaluates these business cases and makes recommendations to the Treasurer. The threshold above which business cases are required is set for each entity according to a four tiered approach, being \$5 million, \$10 million, \$20 million or \$50 million, depending on the relative size and risk of the PNFC entity. The four thresholds have been developed so the business case review and approval process focuses on those projects that are complex, high-value and/or high-risk.

Table 8 summarises the value of the 2017-18 capital projects by PNFC entity.

Projects with a TEI equal to or greater than \$1 million are listed individually. The estimated expenditure on other capital is also detailed in each entity's table of projects.

Changes in TEI and project priorities, for example estimated completion dates, may occur from year to year, subject to approval by the entity's board.

Information for ongoing projects, such as upgrade or maintenance works, is provided by the entity based upon the budget estimates period, using planning data where appropriate.

Table 8: Public non-financial corporations capital program 2017 18 – summary
(\$ thousand)

<i>Agency</i>	<i>Total estimated investment</i>	<i>Estimated expenditure to 30.06.17</i>	<i>Estimated expenditure 2017-18</i>	<i>Remaining expenditure</i>
Barwon Region Water Corporation				
New projects	120 456	2 319	11 947	106 190
Existing projects	860 528	182 449	67 098	610 981
Cemeteries				
New projects	901	..	901	..
Existing projects	67 150	6 412	20 900	39 838
Central Gippsland Region Water Corporation				
New projects	93 334	1 710	5 723	85 901
Existing projects	429 619	84 314	32 970	312 335
Central Highlands Region Water Corporation				
New projects	148 258	148 258
Existing projects	261 135	124 041	22 499	114 595
City West Water Limited				
New projects	73 689	..	73 689	..
Existing projects	335 572	221 700	68 722	45 150
Coliban Region Water Corporation				
New projects	5 397	491	2 140	2 765
Existing projects	191 207	21 025	22 160	148 022
Development Victoria (formerly Places Victoria)				
New projects
Existing projects	16 750	750	1 550	14 450
Director of Housing				
New projects	469 022	14 716	296 691	157 615
Existing projects	483 603	307 363	81 683	94 557
East Gippsland Region Water Corporation				
New projects	978	..	978	..
Existing projects	34 688	13 808	13 064	7 816
Gippsland and Southern Rural Water Corporation				
New projects	126 438	8 079	29 797	88 562
Existing projects	28 190	10 551	4 288	13 351
Goulburn-Murray Rural Water Corporation				
New projects	15 908	621	15 287	..
Existing projects	1 176 430	818 974	154 446	203 010
Goulburn Valley Region Water Corporation				
New projects	26 851	620	3 030	23 201
Existing projects	616 108	35 327	34 652	546 129
Grampians Wimmera Mallee Water Corporation				
New projects
Existing projects	158 131	35 232	103 444	19 455
Lower Murray Urban and Rural Water Corporation				
New projects	18 750	18 750
Existing projects	119 280	18 010	14 477	86 793

<i>Agency</i>	<i>Total estimated investment</i>	<i>Estimated expenditure to 30.06.17</i>	<i>Estimated expenditure 2017-18</i>	<i>Remaining expenditure</i>
Melbourne Water Corporation				
New projects	6 328 137	..	74 714	6 253 423
Existing projects	6 407 414	2 003 340	466 576	3 937 498
North East Region Water Corporation				
New projects	14 667	1 542	1 475	11 650
Existing projects	77 834	15 505	19 678	42 650
South East Water Limited				
New projects	46 647	..	6 080	40 567
Existing projects	1 199 773	157 599	200 944	841 230
South Gippsland Region Water Corporation				
New projects	81 200	..	759	80 442
Existing projects	164 889	11 188	33 743	119 957
Victorian Ports Corporation (Melbourne)				
New projects	14 108	..	1 148	12 960
Existing projects	27 917	9 498	12 190	6 229
Victorian Rail Track (VicTrack)				
New projects	1 563 676	14 880	301 431	1 247 365
Existing projects	16 720 790	3 131 648	2 637 272	10 951 869
Victorian Regional Channels Authority				
New projects
Existing projects	16 000	..	8 000	8 000
V/Line				
New projects
Existing projects
Wannon Region Water Corporation				
New projects	3 300	..	3 300	..
Existing projects	52 825	25 687	22 982	4 156
Western Region Water Corporation				
New projects	595 530	9 233	38 790	547 506
Existing projects	326 625	52 316	44 040	230 269
Westernport Region Water Corporation				
New projects	11 651	..	965	10 686
Existing projects	47 466	14 494	4 312	28 660
Yarra Valley Water Limited				
New projects
Existing projects	1 504 329	226 709	334 120	943 500
Other public non-financial corporations				
New projects	7 990	390	6 550	1 050
Existing projects	421 831	182 664	124 913	114 254
Total new projects	9 766 888	54 602	875 395	8 836 891
Total existing projects	31 746 082	7 710 606	4 550 722	19 484 754
Total projects	41 512 971	7 765 208	5 426 118	28 321 645

Source: Department of Treasury and Finance

Note: Totals do not include expenditure for projects with 'tbc' cash flows.

CHAPTER 2 – GENERAL GOVERNMENT CAPITAL PROGRAM 2017-18

DEPARTMENT OF ECONOMIC DEVELOPMENT, JOBS, TRANSPORT AND RESOURCES

New projects

(\$ thousand)

	<i>Total estimated investment</i>	<i>Estimated expenditure to 30.06.2017</i>	<i>Estimated expenditure 2017-18</i>	<i>Remaining expenditure</i>	<i>Estimated completion date</i>
Arts Centre Melbourne critical works (Melbourne)	40 000	..	8 000	32 000	qtr 4 2020-21
Australian Centre for the Moving Image redevelopment (Melbourne)	5 000	..	2 500	2 500	qtr 4 2018-19
Australian Rock and Roll Hall of Fame (statewide)	3 200	3 200	qtr 4 2016-17
Ballarat GovHub (regional various)	19 340	19 340	qtr 4 2020-21
Henty Highway – Green Triangle (regional various) ^(a)	10 000	10 000	qtr 4 2016-17
Implementation of the Australian Disability Parking Scheme (statewide)	5 955	..	4 866	1 089	qtr 1 2018-19
Improving the South Gippsland Highway (Gippsland region) ^(b)	48 077	..	4 615	43 462	qtr 4 2020-21
M80 Ring Road upgrade (North and West Metropolitan Region) ^(c)	673 077	..	33 654	639 423	qtr 3 2020-21
Mordialloc Bypass (Braeside)	300 000	..	3 300	296 700	qtr 4 2022-23
More train, tram and bus services (metropolitan various)	718	..	718	..	qtr 4 2021-22
Narrow seal roads program – South Western Victoria (regional various)	37 200	..	12 400	24 800	qtr 4 2019-20
North East Link (from Greensborough)	100 000	19 993	80 007	..	qtr 4 2026-27
Optimising transport network performance and productivity (metropolitan various)	27 800	..	12 400	15 400	qtr 4 2018-19

	<i>Total estimated investment</i>	<i>Estimated expenditure to 30.06.2017</i>	<i>Estimated expenditure 2017-18</i>	<i>Remaining expenditure</i>	<i>Estimated completion date</i>
Phillip Island – Improving the main infrastructure corridor (Phillip Island) ^(d)	6 731	..	962	5 769	qtr 4 2018-19
Regional road upgrades (regional various) ^(e)	40 515	13 651	7 723	19 141	qtr 4 2019-20
Replacement and repair of damaged noise walls (statewide)	7 700	..	7 700	..	qtr 4 2017-18
Road restoration and road surface replacement (statewide)	75 000	..	75 000	..	qtr 4 2017-18
Shepparton Bypass (regional various)	7 640	7 640	qtr 3 2019-20
South Western Victoria Road improvement package (regional various)	53 000	5 000	12 000	36 000	qtr 4 2020-21
State Library Victoria redevelopment (Melbourne)	5 000	420	1 480	3 100	qtr 4 2020-21
Strong bridges, stronger economy (statewide)	37 288	..	20 211	17 077	qtr 4 2019-20
West Gate Bridge maintenance (metropolitan various)	17 220	..	3 190	14 030	qtr 4 2019-20
Yan Yean Road upgrade – Stage 2 (Yarrambat)	96 600	..	5 000	91 600	qtr 1 2020-21
Total new projects	1 617 061	52 264	295 726	1 269 071	

Source: Department of Economic Development, Jobs, Transport and Resources

Notes:

- (a) TEI includes \$5.000 million of Commonwealth funding for the capital component of this initiative.
- (b) TEI includes \$24.038 million of Commonwealth funding for the capital component of this initiative.
- (c) TEI includes \$336.538 million of Commonwealth funding for the capital component of this initiative.
- (d) TEI includes \$0.275 million of Commonwealth funding for the capital component of this initiative.
- (e) TEI includes \$11.162 million of Commonwealth funding for the capital component of this initiative.

Existing projects

(\$ thousand)

	<i>Total estimated investment</i>	<i>Estimated expenditure to 30.06.2017</i>	<i>Estimated expenditure 2017-18</i>	<i>Remaining expenditure</i>	<i>Estimated completion date</i>
Arts and cultural facilities maintenance fund (statewide)	18 318	8 276	5 000	5 042	qtr 4 2018-19
Arts Centre Melbourne building services upgrade (Melbourne) ^(a)	16 439	15 822	617	..	qtr 2 2017-18
Avalon Airport Rail Link – transport corridor protection (Avalon)	1 300	975	325	..	qtr 4 2017-18
Bacchus Marsh Traffic Improvements Project (Bacchus Marsh) ^{(b)(c)}	12 697	2 950	8 895	852	qtr 2 2018-19
Ballarat West Employment Zone (Ballarat)	30 169	22 296	7 873	..	qtr 4 2017-18
Box Hill to Ringwood Bikeway (metropolitan various) ^{(a)(b)}	14 363	7 805	4 956	1 602	qtr 2 2017-18
Bridge strengthening for freight efficiency (statewide) ^{(a)(b)(d)}	71 940	53 343	11 121	7 476	qtr 2 2018-19
Building Our Regions (regional various) ^{(a)(b)}	49 725	18 103	27 182	4 440	qtr 4 2018-19
Calder Highway interchange Ravenswood (Ravenswood) ^{(a)(b)(e)}	84 755	55 723	13 285	15 747	qtr 3 2017-18
Carrum-Warburton Bike Trail – Bayswater North to Mount Evelyn (metropolitan various) ^(b)	2 784	1 012	1 771	..	qtr 2 2017-18
Chandler Highway upgrade (Alphington, Kew) ^(b)	109 721	19 331	39 351	51 039	qtr 2 2018-19
CityLink – Tulla widening project – CityLink Tunnel to Melbourne Airport (metropolitan various) ^{(a)(b)(f)}	496 494	286 695	148 144	61 655	qtr 4 2017-18
Collections Storage Victoria – phase 1 (statewide) ^(a)	23 000	12 000	11 000	..	qtr 2 2018-19
Crash and Trauma Education centre (statewide) ^(g)	26 078	3 478	22 600	..	qtr 4 2017-18
Doncaster Area Rapid Transit (metropolitan various) ^(a)	41 500	32 800	8 700	..	qtr 4 2017-18
Drysdale Bypass (Drysdale) ^(b)	102 377	8 878	19 059	74 440	qtr 4 2019-20
Echuca-Moama bridge (Echuca) ^(h)	134 903	7 692	52 788	74 423	qtr 4 2021-22
Guaranteeing Victoria's food export future – Biosecurity (statewide)	4 867	4 517	350	..	qtr 4 2017-18
Hallam Road Upgrade (Hampton Park)	38 400	..	4 800	33 600	qtr 4 2019-20
Kilmore Wallan bypass (Kilmore) ^{(b)(i)}	13 278	12 778	500	..	qtr 4 2017-18
Level Crossing Removal Program (metropolitan various) ^(j)	6 878 756	1 942 250	1 172 245	3 764 260	qtr 2 2022-23
Metropolitan Network Modernisation program (metropolitan various) ^(k)	1 392 221	458 453	292 786	640 982	qtr 2 2022-23
Lysterfield Lake Park – land purchase (Lysterfield)	3 000	1 920	60	1 020	qtr 4 2035-36

	<i>Total estimated investment</i>	<i>Estimated expenditure to 30.06.2017</i>	<i>Estimated expenditure 2017-18</i>	<i>Remaining expenditure</i>	<i>Estimated completion date</i>
M80 Ring Road Upgrade Sunshine Avenue to Calder Freeway (Sunshine North) ^{(b)(l)}	294 118	66 873	82 319	144 926	qtr 2 2018-19
Marine Pollution Response Capability (statewide)	3 374	2 580	794	..	qtr 4 2017-18
Melbourne Exhibition Centre – stage 2 development (Southbank) ^(m)	168 700	71 000	97 700	..	qtr 4 2018-19
Midland Highway/Napier Street improvement works (Bendigo) ^(b)	29 094	1 905	11 949	15 240	qtr 4 2018-19
Modernising Earth Resources Management (statewide) ^(a)	2 400	900	1 500	..	qtr 2 2018-19
Museum Victoria exhibition renewal (Carlton)	18 000	11 100	4 900	2 000	qtr 4 2018-19
O’Herns Road upgrade (Epping) ^{(a)(b)(n)}	77 786	2 591	20 540	54 655	qtr 2 2019-20
Optimising transport network performance – congestion package (Statewide) ^{(a)(b)(o)}	80 597	38 119	31 086	11 392	qtr 4 2018-19
Parkville Gardens (Commonwealth Games Village) – social housing component – Construction (Parkville) ^(b)	43 520	32 951	7 206	3 363	qtr 4 2018-19
Pioneer Road Duplication (Grovedale) ^{(b)(p)}	11 969	11 142	330	497	qtr 2 2017-18
Plenty Road Upgrade – Stage 1 (Mill Park)	25 190	..	14 073	11 117	qtr 4 2018-19
Plenty Road Upgrade – Stage 2 (South Morang)	114 209	..	29 730	84 479	qtr 4 2019-20
Port-Rail shuttle (metropolitan intermodal system) (metropolitan various) ^(q)	58 000	tbc	tbc	tbc	tbc
Princes Highway East – Traralgon to Sale duplication (regional various) ^(r)	259 284	198 576	32 031	28 677	qtr 4 2018-19
Princes Highway duplication project – Winchelsea to Colac (regional various) ^{(b)(s)}	349 222	84 493	106 799	157 930	qtr 4 2018-19
Regional overtaking lanes (regional various) ^{(a)(b)}	47 759	2 187	25 982	19 590	qtr 4 2019-20
Road Restoration and Road Surface Replacement (statewide)	47 812	38 681	7 584	1 547	qtr 4 2017-18
Road Safety Towards Zero (statewide) ^(t)	266 000	15 000	71 500	179 500	qtr 4 2020-21
Road Safety Strategy 2013-22 (statewide) ^(u)	711 333	282 873	117 943	310 517	qtr 2 2022-23
Road and rail minor works – roads (statewide) ^{(a)(b)(v)}	36 872	22 766	13 121	985	qtr 3 2017-18
Royal Exhibition Building Protection and Promotion Project (Melbourne) ^(a)	20 000	16 769	3 231	..	qtr 4 2017-18
Safer Country Crossings Program (statewide)	50 030	22 820	15 190	12 020	qtr 4 2018-19

	<i>Total estimated investment</i>	<i>Estimated expenditure to 30.06.2017</i>	<i>Estimated expenditure 2017-18</i>	<i>Remaining expenditure</i>	<i>Estimated completion date</i>
State Library of Victoria redevelopment (Melbourne)	83 100	11 193	31 945	39 962	qtr 2 2019-20
Streamlining Hoddle Street (Richmond) ^(b)	56 180	7 357	36 147	12 676	qtr 4 2018-19
Thompsons Road duplication – planning and early works (Lyndhurst) ^(b)	20 006	11 802	4 793	3 412	qtr 4 2017-18
Thompsons Road duplication (Lyndhurst) ^(b)	148 173	29 475	45 685	73 013	qtr 4 2018-19
Transport solutions – regional roads package (regional various) ^{(b)(w)}	49 975	44 713	5 262	..	qtr 4 2017-18
West Gate Tunnel Project (metropolitan various) ^(x)	5 500 000	231 603	tbc	tbc	2022
West Gate Tunnel (metropolitan various) ^(y)	tbc	44 000	tbc	tbc	2022
Monash Freeway upgrade – EastLink to Clyde Road (metropolitan various) ^(b)	282 978	126 261	124 563	32 154	qtr 2 2018-19
Webb Dock Access Improvement (metropolitan various) ^(b)	61 342	61 342	qtr 2 2017-18
Western Highway duplication – Ballarat to Stawell (regional various) ^{(b)(z)}	659 437	468 958	39 929	150 550	qtr 3 2018-19
Western Suburbs Roads Package ^(aa)	tbc	..	tbc	tbc	tbc
Derrimut Road Upgrade (Tarneit)					
Dohertys Road Upgrade (Laverton North)					
Dohertys Road Upgrade (Truganina)					
Dunnings Road and Palmers Road Upgrade (Point Cook)					
Leakes Road Upgrade (Truganina)					
Palmers Road Upgrade (Truganina)					
Princes Freeway – Duncans Road Interchange (Werribee)					
Princes Freeway – Forsyth Road Interchange upgrade (Hoppers Crossing)					
Yan Yean Road duplication (Plenty) ^(b)	125 827	12 662	37 881	75 284	qtr 4 2019-20
Total existing projects ^(ab)	18 925 050	4 762 186	2 750 559	6 129 910	
Total Economic Development, Jobs, Transport and Resources projects ^(ac)	20 542 111	4 814 450	3 046 285	7 398 981	
Other capital expenditure ^(ad)	na	na	2 554 739	na	various
Total 2017-18 Economic Development, Jobs, Transport and Resources capital expenditure			5 601 024		

Source: Department of Economic Development, Jobs, Transport and Resources

Notes:

- (a) The estimated completion date has been extended.
- (b) TEI excludes corporate costs.
- (c) TEI includes \$10.240 million of Commonwealth funding.
- (d) TEI includes \$32.892 million of Commonwealth funding. TEI represents current mix of projects to be delivered within this program.
- (e) TEI includes \$45.000 million of Commonwealth funding.
- (f) TEI includes \$200.000 million of Commonwealth funding and covers the total funding of the state delivered components of the project.
- (g) Initiative is to be funded and delivered by the Transport Accident Commission. Capital expenditure of \$19.802 million has been transferred into output funding due to relocation agreement with Melbourne Museum.
- (h) TEI includes \$46.000 million of Commonwealth funding and excludes contribution from New South Wales.
- (i) Project was included in last year's completed project list, however there are additional minor works planned to enhance the scope of the project.
- (j) Estimated total cost of the program to remove 50 level crossings across metropolitan Melbourne. TEI includes the cost of the 10 level crossings removed, which were previously listed separately under the initiative titled 'Level crossing removal projects' in 2016-17 Budget Paper No. 4. TEI includes \$151.000 million of Commonwealth funding for Main Road (St. Albans)
- (k) These comprise a range of network improvements, such as station works, power and other infrastructure upgrades and future proofing works, that are being delivered jointly with the Level Crossing Removal Program.
- (l) TEI includes \$150.000 million of Commonwealth funding. Project name changed from M80 Upgrade Sunshine Avenue to Calder Freeway (Sunshine North) published in 2016-17 budget papers.
- (m) TEI reflects State capital construction component only.
- (n) TEI includes \$25.800 million of Commonwealth funding.
- (o) TEI includes additional funding of \$1.210 million for new project approved within this program.
- (p) Project was included in last year's completed project list but estimated completion date has been revised.
- (q) Following the Port of Melbourne lease transaction in 2016, the cash flows will be determined with the development of a port rail access strategy.
- (r) TEI includes \$210.000 million of Commonwealth funding.
- (s) TEI includes \$181.735 million of Commonwealth funding.
- (t) Project name changed from Road Safety (statewide) published in the 2016-17 Budget.
- (u) Initiative is to be funded by the Transport Accident Commission. TEI has increased by \$0.690 million. This is due to a reassessment of the estimated mix of projects between capital and output. The total program spend remains the same.
- (v) TEI is increased by \$1.622 million to include new projects within this program.
- (w) TEI includes \$37.50 million of Commonwealth funding.
- (x) Project name changed from Western Distributor (metropolitan various) published in the 2016-17 Budget.
- (y) The project is anticipated to be funded through a combination of tolls on the new road connections, an extension to CityLink concession and a government contribution. The cash flows will represent the State's expected contribution and be subject to commercial negotiations under the market-led proposals process.
- (z) TEI includes \$501.300 million of Commonwealth funding.
- (aa) Funding for these projects is being held in central contingency pending the completion of the procurement process which is currently underway. Funding will be released progressively as planning is completed. Final cashflows will be subject to the commercial outcomes of the procurement process.
- (ab) Sustainable Hunting Action Plan (statewide), no longer appears as a capital project as the project has been transferred from capital to output funding.
- (ac) Totals do not include expenditure for projects with 'tbc' cash flows.
- (ad) Other capital expenditure includes for projects being undertaken in Department of Economic Development, Jobs, Transport and Resources entities funded through the Department, as well as investment to maintain and upgrade the existing asset base.

Completed projects

Cardinia road upgrade – stage 2 (Cardinia)
In-taxi data collection (statewide)
Priority roads upgrades (statewide)
Relieving congestion on suburban roads (metropolitan various)
Sneydes Road Interchange (Point Cook)

Estimated to be completed after publication date and before 30 June 2017

Access to Medicinal Cannabis (statewide)
Bridge strengthening for E-Class trams (metropolitan various)
Bus package (statewide)
Murray River Bridges – Yarrawonga and Mulwala Bridge (regional various)
New bus services (metropolitan various)
Princes Highway East Sand Road interchange (regional various)
Registration system upgrades (statewide)
Targeted Road restoration (statewide)
Transport solutions (statewide)
West Gate Distributor – Northern section (Footscray)

DEPARTMENT OF EDUCATION AND TRAINING

New projects

(\$ thousand)

	<i>Total estimated investment</i>	<i>Estimated expenditure to 30.06.2017</i>	<i>Estimated expenditure 2017-18</i>	<i>Remaining expenditure</i>	<i>Estimated completion date</i>
Aitken Hill Primary School – new school – funding for construction of new primary school in Hume (Yuroke)	13 806	..	1 406	12 400	qtr 1 2019-20
Albert Park College – modernisation – upgrade existing school facilities including Melbourne Polytechnic (Albert Park)	5 020	..	201	4 819	qtr 2 2019-20
Aldercourt Primary School – modernisation – upgrade existing school facilities (Frankston North)	352	..	25	327	qtr 4 2018-19
Alphington Primary School – new school – funding for construction of new campus in Yarra (Alphington)	4 520	4 520	qtr 3 2019-20
Ardmona Primary School – modernisation – upgrade existing school facilities (Ardmona)	90	..	27	63	qtr 1 2018-19
Asbestos Removal Program – funding to continue the removal of asbestos containing material in government schools (statewide)	85 000	..	42 500	42 500	qtr 4 2018-19
Ascot Vale Primary School – modernisation – upgrade existing school facilities (Ascot Vale)	1 759	..	77	1 682	qtr 2 2019-20
Ashby Primary School – modernisation – upgrade existing school facilities (Geelong West)	2 840	..	116	2 724	qtr 2 2019-20
Ballarat Secondary College – Mount Rowan Campus – modernisation – upgrade existing school facilities (Wendouree)	6 030	..	239	5 791	qtr 4 2019-20
Ballarat Secondary College – Woodmans Hill Campus – modernisation – upgrade existing school facilities (Ballarat East)	3 010	..	128	2 882	qtr 3 2019-20
Banyan Fields Primary School – modernisation – upgrade existing school facilities (Carrum Downs)	75	..	23	52	qtr 1 2018-19
Banyule Primary School – modernisation – upgrade existing school facilities (Rosanna)	1 000	..	49	951	qtr 2 2019-20
Baringhup Primary School – modernisation – upgrade existing school facilities (Baringhup)	63	..	50	13	qtr 4 2017-18

	<i>Total estimated investment</i>	<i>Estimated expenditure to 30.06.2017</i>	<i>Estimated expenditure 2017-18</i>	<i>Remaining expenditure</i>	<i>Estimated completion date</i>
Bayside Special Developmental School – Special school upgrades – funding to deliver works planned in 2016-17 (Moorabbin)	11 400	..	738	10 662	qtr 3 2019-20
Bealiba Primary School – modernisation – upgrade existing school facilities (Bealiba)	60	..	60	..	qtr 3 2017-18
Beaumaris High School – new school – final stage funding for construction of new 7–12 school in Bayside (Beaumaris)	6 890	..	6 391	499	qtr 4 2017-18
Bellbrae Primary School – modernisation – upgrade existing school facilities (Bellbrae)	754	..	16	738	qtr 1 2019-20
Berwick Fields Primary School – modernisation – upgrade existing school facilities (Berwick)	251	..	237	14	qtr 1 2018-19
Big Hill Primary School – modernisation – upgrade existing school facilities (Big Hill)	2 010	..	86	1 924	qtr 2 2019-20
Bolinda Primary School – modernisation – upgrade existing school facilities (Bolinda)	90	..	72	18	qtr 4 2017-18
Boronia Heights Primary School – modernisation – upgrade existing school facilities (Boronia)	1 507	..	5	1 502	qtr 3 2018-19
Bourchier Street Primary School Shepparton – modernisation – upgrade existing school facilities (Shepparton)	1 407	..	64	1 343	qtr 2 2019-20
Branxholme-Wallacedale Community School – modernisation – upgrade existing school facilities (Branxholme)	352	..	25	327	qtr 4 2018-19
Brunswick North Primary School – modernisation – upgrade existing school facilities (Brunswick West)	3 320	..	134	3 186	qtr 3 2019-20
Bundoora Primary School – modernisation – funding to deliver works planned in 2016-17 (Bundoora)	3 500	..	567	2 933	qtr 4 2018-19
Burnside Primary School – new school – funding for construction of new primary school in Melton (Burnside)	13 806	..	2 664	11 142	qtr 4 2018-19
Campbellfield Heights Primary School – modernisation – upgrade existing school facilities (Campbellfield)	402	..	27	375	qtr 4 2018-19
Carisbrook Primary School – modernisation – upgrade existing school facilities (Carisbrook)	2 410	..	101	2 309	qtr 2 2019-20

	<i>Total estimated investment</i>	<i>Estimated expenditure to 30.06.2017</i>	<i>Estimated expenditure 2017-18</i>	<i>Remaining expenditure</i>	<i>Estimated completion date</i>
Carnegie Primary School – modernisation – upgrade existing school facilities (Carnegie)	1 500	..	135	1 365	qtr 1 2019-20
Carrum Downs Secondary College – modernisation – upgrade existing school facilities (Carrum Downs)	3 010	..	128	2 882	qtr 2 2019-20
Castlemaine North Primary School – modernisation – upgrade existing school facilities (Castlemaine)	1 206	..	56	1 150	qtr 2 2019-20
Castlemaine Primary School – modernisation – upgrade existing school facilities (Castlemaine)	502	..	30	472	qtr 1 2019-20
Ceres Primary School – modernisation – upgrade existing school facilities (Ceres)	653	..	36	617	qtr 1 2019-20
Chilwell Primary School – modernisation – upgrade existing school facilities (Newtown)	2 410	..	101	2 309	qtr 2 2019-20
Cobains Primary School – modernisation – upgrade existing school facilities (Cobains)	800	..	17	783	qtr 1 2019-20
Coburg High School – modernisation – upgrade existing school facilities (Coburg)	1 900	..	28	1 872	qtr 2 2019-20
Coburg North Primary School – modernisation – funding to deliver works planned in 2016-17 (Coburg)	6 711	..	497	6 214	qtr 3 2019-20
Collingwood College – modernisation – upgrade existing school facilities (Collingwood)	3 010	..	128	2 882	qtr 3 2019-20
Corryong College – modernisation – upgrade existing school facilities (Corryong)	2 210	..	98	2 112	qtr 2 2019-20
Darraweit Guim Primary School – modernisation – upgrade existing school facilities (Darraweit Guim)	64	..	64	..	qtr 3 2017-18
Deans Marsh Primary School – modernisation – upgrade existing school facilities (Deans Marsh)	492	..	30	462	qtr 4 2018-19
Diamond Valley Special Developmental School – Special school upgrades – upgrade existing school facilities (Greensborough)	75	..	23	52	qtr 1 2018-19
Diggers Rest Primary School – modernisation – upgrade existing school facilities (Diggers Rest)	151	..	45	106	qtr 1 2018-19
Dimboola Primary School – modernisation – upgrade existing school facilities (Dimboola)	472	..	29	443	qtr 4 2018-19

	<i>Total estimated investment</i>	<i>Estimated expenditure to 30.06.2017</i>	<i>Estimated expenditure 2017-18</i>	<i>Remaining expenditure</i>	<i>Estimated completion date</i>
Donburn Primary School – modernisation – upgrade existing school facilities (Doncaster East)	1 306	..	60	1 246	qtr 1 2019-20
Early Childhood Facilities – planning and construction of early childhood facilities on school sites (statewide)	10 000	..	1 630	8 370	qtr 2 2020-21
Elphinstone Primary School – modernisation – upgrade existing school facilities (Elphinstone)	221	..	20	201	qtr 4 2018-19
Eltham High School – modernisation – funding to deliver works planned in 2016-17 (Eltham)	1 507	..	72	1 435	qtr 2 2019-20
Essendon Primary School – modernisation – upgrade existing school facilities (Essendon)	766	..	146	620	qtr 3 2018-19
Fawkner Primary School – modernisation – upgrade existing school facilities (Fawkner)	352	..	25	327	qtr 4 2018-19
Footscray Learning Precinct – new school – funding for Stage 1 construction of the Footscray Learning Precinct (Footscray)	10 636	..	408	10 228	qtr 4 2019-20
Fountain Gate Secondary College – modernisation – funding to deliver works planned in 2016-17 (Narre Warren)	4 500	..	404	4 096	qtr 1 2019-20
Frankston High School – modernisation – upgrade existing school facilities (Frankston)	1 000	..	126	874	qtr 4 2018-19
Geelong East Primary School – modernisation – upgrade existing school facilities (Geelong East)	1 025	..	49	976	qtr 2 2019-20
Gisborne Primary School – modernisation – upgrade existing school facilities (Gisborne)	1 628	..	72	1 556	qtr 2 2019-20
Gleneagles Secondary College – modernisation – upgrade existing school facilities (Endeavour Hills)	502	..	35	467	qtr 4 2018-19
Hamlyn Banks Primary School – modernisation – upgrade existing school facilities (Hamlyn Heights)	1 557	..	69	1 488	qtr 2 2019-20
Harrietville Primary School – modernisation – upgrade existing school facilities (Harrietville)	291	..	23	268	qtr 4 2018-19
Highvale Primary School – modernisation – upgrade existing school facilities (Glen Waverley)	603	..	34	569	qtr 4 2018-19

	<i>Total estimated investment</i>	<i>Estimated expenditure to 30.06.2017</i>	<i>Estimated expenditure 2017-18</i>	<i>Remaining expenditure</i>	<i>Estimated completion date</i>
Hughesdale Primary School – modernisation – funding to deliver works planned in 2016-17 (Hughesdale)	3 520	..	1 077	2 443	qtr 4 2018-19
Jamieson Primary School – modernisation – upgrade existing school facilities (Jamieson)	201	..	19	182	qtr 4 2018-19
Kalianna Special School – Special school upgrades – funding to deliver works planned in 2016-17 (Bendigo)	10 076	..	2 253	7 823	qtr 1 2020-21
Keilor Heights Primary School – modernisation – upgrade existing school facilities (Keilor East)	522	..	31	491	qtr 1 2019-20
Kialla West Primary School – modernisation – upgrade existing school facilities (Kialla West)	955	..	47	908	qtr 1 2019-20
Kurnai College – modernisation – (Stage 2) upgrade existing school facilities (Morwell)	1 507	..	135	1 372	qtr 1 2019-20
Kurunjang Primary School – modernisation – upgrade existing school facilities (Melton)	1 005	..	49	956	qtr 2 2019-20
Laharum Primary School – modernisation – upgrade existing school facilities (Laharum)	472	..	29	443	qtr 4 2018-19
Land acquisition – acquire eleven school sites in the cities of Ballarat, Cardinia, Casey, Hume, Melton, Mitchell, Whittlesea, Wyndham, and Yarra (statewide)	70 450	..	70 450	..	various
Lara Lake Primary School – modernisation – upgrade existing school facilities (Lara Lake)	1 809	..	78	1 731	qtr 2 2019-20
Leopold Primary School – modernisation – upgrade existing school facilities (Leopold)	3 220	..	130	3 090	qtr 3 2019-20
Lilydale Primary School – modernisation – upgrade existing school facilities (Lilydale)	804	..	42	762	qtr 1 2019-20
Lilydale West Primary School – modernisation – upgrade existing school facilities (Lilydale)	2 110	..	89	2 021	qtr 2 2019-20
Lindenow Primary School – modernisation – upgrade existing school facilities (Lindenow)	804	..	42	762	qtr 1 2019-20
Lockwood Primary School – modernisation – upgrade existing school facilities (Lockwood)	613	..	35	578	qtr 1 2019-20

	<i>Total estimated investment</i>	<i>Estimated expenditure to 30.06.2017</i>	<i>Estimated expenditure 2017-18</i>	<i>Remaining expenditure</i>	<i>Estimated completion date</i>
Lynall Hall Community School and Richmond High School Precinct – modernisation – funding to deliver works planned in 2016-17 (Richmond)	3 010	..	375	2 635	qtr 4 2018-19
Lyndale Secondary College – modernisation – funding to deliver works planned in 2016-17 (Dandenong North)	6 000	..	466	5 534	qtr 2 2019-20
Mansfield Primary School – modernisation – upgrade existing school facilities (Mansfield)	2 140	..	91	2 049	qtr 2 2019-20
Melton Secondary College – modernisation – funding to deliver works planned in 2016-17 (Melton)	2 500	..	1 262	1 238	qtr 3 2018-19
Merri Creek Primary School – modernisation – upgrade existing school facilities (Fitzroy North)	3 820	..	152	3 668	qtr 3 2019-20
Monbulk College – modernisation – (Stage 2) upgrade existing school facilities (Monbulk)	7 578	..	663	6 915	qtr 2 2019-20
Montmorency South Primary School – modernisation – funding to deliver works planned in 2016-17 (Montmorency)	8 300	..	589	7 711	qtr 4 2019-20
Moonambel Primary School – modernisation – upgrade existing school facilities (Moonambel)	121	..	36	85	qtr 2 2018-19
Moonee Ponds West Primary School – modernisation – upgrade existing school facilities (Moonee Ponds)	502	..	30	472	qtr 1 2019-20
Mooroopna Park Primary School – modernisation – upgrade existing school facilities (Mooroopna)	231	..	8	223	qtr 4 2018-19
Mount Duneed Regional Primary School – modernisation – upgrade existing school facilities (Mount Duneed)	2 210	..	93	2 117	qtr 2 2019-20
Mount Erin Secondary College – modernisation – upgrade existing school facilities (Frankston South)	2 130	..	95	2 035	qtr 2 2019-20
Mount Macedon Primary School – modernisation – upgrade existing school facilities (Mount Macedon)	472	..	29	443	qtr 4 2018-19
Nanneella Estate Primary School – modernisation – upgrade existing school facilities (Nanneella)	90	..	72	18	qtr 4 2017-18

	<i>Total estimated investment</i>	<i>Estimated expenditure to 30.06.2017</i>	<i>Estimated expenditure 2017-18</i>	<i>Remaining expenditure</i>	<i>Estimated completion date</i>
Narre Warren South P-12 College – modernisation – upgrade existing school facilities (Narre Warren South)	5 020	..	201	4 819	qtr 3 2019-20
Newcomb Park Primary School – modernisation – upgrade existing school facilities (Newcomb)	141	..	42	99	qtr 2 2018-19
Newlands Primary School – modernisation – upgrade existing school facilities (Preston)	754	..	40	714	qtr 1 2019-20
Newstead Primary School – modernisation – upgrade existing school facilities (Newstead)	151	..	121	30	qtr 1 2018-19
Newtown Primary School – modernisation – upgrade existing school facilities (Newtown)	2 010	..	86	1 924	qtr 2 2019-20
Oberon Primary School – modernisation – upgrade existing school facilities (Belmont)	1 407	..	64	1 343	qtr 2 2019-20
Orrvale Primary School – modernisation – upgrade existing school facilities (Orrvale)	1 768	..	77	1 691	qtr 2 2019-20
Pakenham North East Primary School – new school – funding for construction of a new primary school in Cardinia (Pakenham)	13 806	..	2 664	11 142	qtr 4 2018-19
Penshurst Primary School – modernisation – upgrade existing school facilities (Penshurst)	60	..	18	42	qtr 2 2018-19
Perseverance Primary School – modernisation – upgrade existing school facilities (French Island)	72	..	58	14	qtr 1 2018-19
Planning for schools – school and precinct-level master planning, area education planning (statewide)	7 002	..	2 916	4 086	various
Port Melbourne Primary School – modernisation – funding to deliver works planned in 2016-17 (Port Melbourne)	5 430	..	467	4 963	qtr 1 2019-20
Portland South Primary School – modernisation – upgrade existing school facilities (Portland)	111	..	33	78	qtr 2 2018-19
Prahran High School – new school – final stage funding for construction of a new 7-12 school in Stonnington (Prahran)	37 206	..	13 618	23 588	qtr 3 2018-19
Preston High School – new school – funding to upgrade the campus of a new 7-12 school in Darebin (Preston)	5 080	..	633	4 447	qtr 4 2018-19

	<i>Total estimated investment</i>	<i>Estimated expenditure to 30.06.2017</i>	<i>Estimated expenditure 2017-18</i>	<i>Remaining expenditure</i>	<i>Estimated completion date</i>
Queenscliff Primary School – modernisation – upgrade existing school facilities (Queenscliff)	211	..	20	191	qtr 4 2018-19
Relocatable classrooms – providing relocatable buildings to meet growing demand (statewide)	75 000	20 000	55 000	..	qtr 4 2017-18
Sale Specialist School – Special school upgrades – upgrade existing school facilities (Sale)	1 789	..	1 623	166	qtr 2 2017-18
Sanctuary Lakes South P9 – new school – funding to construct a new P-9 school in Wyndham (Point Cook)	13 806	..	2 664	11 142	qtr 4 2018-19
School Pride and Sports Fund – funding for additional rounds of the School Pride and Sports Fund (statewide)	5 843	..	495	5 348	qtr 4 2020-21
Seaford North Primary School – modernisation – funding to deliver works planned in 2016-17 (Seaford)	5 020	..	1 522	3 498	qtr 3 2019-20
Seaspray Primary School – modernisation – upgrade existing school facilities (Seaspray)	190	..	152	38	qtr 1 2018-19
South Melbourne Park Primary School – new school – final stage funding for construction of a new primary school in Port Phillip (Albert Park)	21 686	..	12 603	9 083	qtr 3 2018-19
Spotswood Primary School – modernisation – upgrade existing school facilities (Spotswood)	1 407	..	64	1 343	qtr 3 2019-20
Spring Gully Primary School – modernisation – funding to deliver works planned in 2016-17 (Bendigo)	5 170	..	530	4 640	qtr 1 2019-20
Sunbury Downs Secondary College – modernisation – upgrade existing school facilities (Sunbury)	3 920	..	161	3 759	qtr 3 2019-20
Swan Hill Primary School – modernisation – upgrade existing school facilities (Swan Hill)	502	..	30	472	qtr 1 2019-20
Taradale Primary School – modernisation – upgrade existing school facilities (Taradale)	281	..	22	259	qtr 4 2018-19
Taylors Hill Secondary College – new school – funding for construction of a new 7-12 school in Melton (Sydenham)	23 296	..	1 738	21 558	qtr 3 2019-20
Truganina East P9 – new school – funding for construction of new P-9 school in Wyndham (Tarneit)	13 806	..	2 664	11 142	qtr 4 2018-19
Tungamah Primary School – modernisation – upgrade existing school facilities (Tungamah)	100	..	30	70	qtr 1 2018-19

	<i>Total estimated investment</i>	<i>Estimated expenditure to 30.06.2017</i>	<i>Estimated expenditure 2017-18</i>	<i>Remaining expenditure</i>	<i>Estimated completion date</i>
Underbool Primary School – modernisation – upgrade existing school facilities (Underbool)	111	..	89	22	qtr 4 2017-18
Upwey High School – modernisation – Stage 1 funding to deliver works planned in 2016-17 (Upwey)	10 000	..	948	9 052	qtr 2 2021-22
Valkstone Primary School – modernisation – funding to deliver works planned in 2016-17 (Bentleigh East)	3 720	..	474	3 246	qtr 4 2018-19
Wandong Primary School – modernisation – upgrade existing school facilities (Wandong)	1 296	..	59	1 237	qtr 1 2019-20
Warrnambool East Primary School – modernisation – upgrade existing school facilities (Warrnambool)	2 610	..	108	2 502	qtr 2 2019-20
Waverley Meadows Primary School – modernisation – upgrade existing school facilities (Wheelers Hill)	854	..	31	823	qtr 2 2019-20
Wellington Secondary College – modernisation – funding to deliver works planned in 2016-17 (Mulgrave)	5 530	..	919	4 611	qtr 1 2019-20
Wheelers Hill Secondary College – modernisation – funding to deliver works planned in 2016-17 (Wheelers Hill)	3 520	..	1 069	2 451	qtr 4 2018-19
Winchelsea Primary School – modernisation – upgrade existing school facilities (Winchelsea)	352	..	25	327	qtr 4 2018-19
Wunghnu Primary School – modernisation – upgrade existing school facilities (Wunghnu)	70	..	21	49	qtr 1 2018-19
Yaapeet Primary School – modernisation – upgrade existing school facilities (Yaapeet)	70	..	21	49	qtr 2 2018-19
Yarra Ranges Special Developmental School – Special school upgrades – upgrade existing school facilities (Mount Evelyn)	500	..	35	465	qtr 4 2018-19
Yarrabah School – Special school upgrades – funding to deliver works planned in 2016-17 (Aspendale)	20 560	..	8 313	12 247	qtr 2 2019-20
Yarrambat Park Primary School – new school – funding for construction of new primary school in Whittlesea (Yarrambat)	13 806	..	2 664	11 142	qtr 4 2018-19
Total new projects	685 000	20 000	254 245	410 755	

Source: Department of Education and Training

Existing projects

(\$ thousand)

	<i>Total estimated investment</i>	<i>Estimated expenditure to 30.06.2017</i>	<i>Estimated expenditure 2017-18</i>	<i>Remaining expenditure</i>	<i>Estimated completion date</i>
New schools, upgrades and modernisation					
Aberfeldie Primary School (Essendon)	1 000	29	856	115	qtr 1 2018-19
Amsleigh Park Primary School (Oakleigh East) ^{(a)(b)}	5 800	1 947	3 753	100	qtr 4 2017-18
Asbestos Removal Program 2016-17 (statewide)	28 000	20 500	7 500	..	qtr 4 2017-18
Bacchus Marsh College 2015-16 (Bacchus Marsh)	5 000	455	2 823	1 722	qtr 3 2017-18
Bacchus Marsh College 2016-17 (Bacchus Marsh)	3 000	131	..	2 869	qtr 2 2018-19
Ballarat High School (Ballarat) ^(b)	7 813	823	4 400	2 590	qtr 3 2018-19
Ballarat Secondary College 2015-16 (Ballarat East)	6 000	357	5 368	275	qtr 2 2017-18
Ballarat Secondary College 2016-17 (Ballarat East)	3 000	264	2 490	246	qtr 2 2018-19
Baltara School (Thomastown) ^(b)	400	22	376	2	qtr 2 2017-18
Baringa Special School (Moe)	3 000	52	1 197	1 751	qtr 2 2018-19
Beaufort Secondary College (Beaufort) ^(b)	5 000	150	3 207	1 643	qtr 3 2018-19
Beaumaris High School 2016-17 (Beaumaris)	13 500	362	12 931	207	qtr 4 2017-18
Bellarine Secondary College (Drysdale)	1 180	5	1 115	60	qtr 1 2018-19
Belmont High School (Belmont)	5 000	770	1 616	2 614	qtr 3 2018-19
Benalla P-12 College 2014-15 (Benalla) ^(b)	5 000	235	4 765	..	qtr 2 2018-19
Benalla P-12 College 2016-17 (Benalla) ^(b)	3 500	56	1 517	1 927	qtr 2 2018-19
Bendigo Senior Secondary College 2015-16 (Bendigo)	6 000	2 189	3 788	23	qtr 2 2017-18
Bentleigh Secondary College (Bentleigh East) ^(b)	9 600	507	4 444	4 649	qtr 2 2018-19
Berendale School (Hampton East)	2 200	75	1 433	692	qtr 2 2018-19
Bimbadeen Heights Primary School (Mooroolbark)	5 300	28	2 520	2 752	qtr 3 2018-19
Boronia Heights Primary School 2014-15 (Boronia) ^(b)	849	849	qtr 2 2017-18
Boronia Heights Primary School 2015-16 (Boronia) ^(b)	5 700	1 210	4 490	..	qtr 2 2017-18

	<i>Total estimated investment</i>	<i>Estimated expenditure to 30.06.2017</i>	<i>Estimated expenditure 2017-18</i>	<i>Remaining expenditure</i>	<i>Estimated completion date</i>
Brauer Secondary College (Warrnambool)	4 000	128	1 498	2 374	qtr 3 2018-19
Brighton Secondary College (Brighton East) ^(b)	8 000	958	6 999	43	qtr 3 2017-18
Broadford Secondary College (Broadford)	4 000	138	1 969	1 893	qtr 3 2018-19
Brunswick Secondary College (Brunswick) ^{(a)(b)}	10 014	1 560	7 472	982	qtr 2 2018-19
Bulleen Heights School (Bulleen)	900	4	896	..	qtr 2 2017-18
Burwood Heights Primary School (Burwood East) ^(b)	100	..	100	..	qtr 3 2017-18
Camberwell High School (Canterbury)	3 500	109	2 379	1 012	qtr 2 2018-19
Camberwell Primary School (Camberwell) ^(b)	923	127	792	4	qtr 3 2017-18
Carlton Primary School 2015-16 (Carlton)	1 000	160	840	..	qtr 2 2018-19
Carlton Primary School 2016-17 (Carlton)	9 000	250	7 307	1 443	qtr 4 2018-19
Carnegie Primary School (Carnegie)	4 000	82	1 217	2 701	qtr 3 2018-19
Casterton Secondary College (Casterton)	750	51	659	40	qtr 2 2017-18
Castlemaine Secondary College 2015-16 (Castlemaine) ^(b)	2 500	641	1 848	11	qtr 3 2017-18
Chandler Park Primary School (Keysborough)	3 000	230	2 755	15	qtr 2 2018-19
Charlton College (Charlton) ^{(a)(b)}	660	580	21	59	qtr 1 2017-18
Cheltenham Secondary College 2015-16 (Cheltenham)	700	700	qtr 4 2017-18
Cheltenham Secondary College 2016-17 (Cheltenham)	6 300	523	5 749	28	qtr 3 2018-19
Cranbourne Secondary College 2015-16 (Cranbourne)	1 000	748	252	..	qtr 3 2017-18
Cranbourne Secondary College 2016-17 (Cranbourne)	9 000	55	8 704	241	qtr 2 2018-19
Croxton Special School (Northcote)	5 000	87	3 606	1 307	qtr 3 2018-19
Dallas Brooks Community Primary School (Dallas)	500	266	234	..	qtr 2 2017-18
Dandenong High School (Dandenong) ^(b)	3 000	1 390	1 606	4	qtr 3 2017-18
Daylesford Secondary College (Daylesford) ^(b)	10 000	1 043	7 644	1 313	qtr 2 2017-18
Delacombe Primary School (Delacombe) ^(b)	2 000	252	1 726	22	qtr 4 2017-18

	<i>Total estimated investment</i>	<i>Estimated expenditure to 30.06.2017</i>	<i>Estimated expenditure 2017-18</i>	<i>Remaining expenditure</i>	<i>Estimated completion date</i>
Diamond Valley College (Diamond Creek)	2 000	87	1 192	721	qtr 2 2018-19
Donald High School (Donald)	3 500	164	2 010	1 326	qtr 2 2018-19
Drouin Secondary College (Drouin)	4 500	170	3 043	1 287	qtr 3 2018-19
Drysdale Primary School (Drysdale)	3 000	1 366	1 634	..	qtr 2 2017-18
Eaglehawk Primary School (Eaglehawk)	1 592	710	882	..	qtr 2 2017-18
Echuca Regeneration Project (Echuca)	11 000	2 998	7 949	53	qtr 3 2017-18
Edgars Creek Secondary School (Epping North)	12 000	1 123	10 824	53	qtr 4 2017-18
Elwood College (Elwood) ^(b)	10 000	1 942	8 008	50	qtr 3 2017-18
Emerald Secondary College (Emerald) ^{(a)(b)}	1 502	647	846	9	qtr 2 2017-18
Epsom Primary School (Epsom)	5 700	1 732	3 946	22	qtr 2 2017-18
Essendon East Keilor District College (Keilor East)	10 000	830	9 122	48	qtr 2 2017-18
Frankston High School (Frankston) ^(b)	8 500	1 628	6 831	41	qtr 4 2017-18
Furlong Park School for Deaf Children (Sunshine North) ^(b)	500	26	471	3	qtr 1 2018-19
Geelong High School 2014-15 (Geelong) ^(b)	8 500	1 351	2 103	5 046	qtr 3 2019-20
Geelong High School 2015-16 (Geelong) ^(b)	12 000	1 091	..	10 909	qtr 3 2019-20
Glen Eira College 2015-16 (Caulfield East)	950	950	qtr 2 2017-18
Glen Eira College 2016-17 (Caulfield East) ^(a)	8 800	1 950	6 828	22	qtr 1 2018-19
Glen Waverley Primary School (Glen Waverley) ^(b)	2 000	1 366	634	..	qtr 2 2017-18
Glenallen School (Glen Waverley)	2 000	114	1 165	721	qtr 2 2018-19
Greensborough Secondary College 2015-16 (Greensborough)	1 000	1 000	qtr 2 2017-18
Greensborough Secondary College 2016-17 (Greensborough)	9 000	459	6 960	1 581	qtr 1 2018-19
Grovedale College (Grovedale)	7 000	111	4 990	1 899	qtr 3 2018-19
Gum Scrub Creek Primary School (Officer)	13 000	5 639	7 295	66	qtr 4 2017-18
Hallam Senior Secondary College (Hallam)	500	..	500	..	qtr 2 2017-18

	<i>Total estimated investment</i>	<i>Estimated expenditure to 30.06.2017</i>	<i>Estimated expenditure 2017-18</i>	<i>Remaining expenditure</i>	<i>Estimated completion date</i>
Hampton Park Primary School 2015-16 (Hampton Park) ^(a)	5 279	2 400	2 857	22	qtr 2 2017-18
Hazel Glen College – Stages 3 & 4 (Doreen)	7 800	1 767	6 003	30	qtr 2 2017-18
Heatherwood School (Donvale)	4 100	70	2 464	1 566	qtr 3 2018-19
Highvale Secondary College (Stage 2) 2016-17 (Glen Waverley)	5 000	102	2 404	2 494	qtr 3 2018-19
Highvale Secondary College 2015-16 (Glen Waverley) ^(a)	5 178	2 745	2 408	25	qtr 2 2017-18
Inclusive schools fund 2015-16 (statewide) ^(a)	10 060	3 220	6 840	..	qtr 4 2018-19
Inclusive schools fund 2016-17 (statewide)	10 000	3 163	6 837	..	qtr 4 2018-19
Irymple Secondary College (Irymple)	7 000	107	4 538	2 355	qtr 3 2018-19
Ivanhoe Primary School (Ivanhoe)	2 000	82	1 109	809	qtr 2 2018-19
Jells Park Primary School (Wheelers Hill)	1 000	35	965	..	qtr 1 2018-19
Kalianna Special School (Bendigo)	4 300	12	4 253	35	qtr 4 2017-18
Kambrya College (Berwick)	3 000	67	1 809	1 124	qtr 2 2018-19
Kerang Technical High School (Kerang) ^(b)	2 800	189	2 568	43	qtr 4 2017-18
Keysborough Secondary College 2015-16 (Springvale South)	1 500	289	1 211	..	qtr 3 2017-18
Keysborough Secondary College 2016-17 (Springvale South)	10 000	307	7 501	2 192	qtr 1 2018-19
Kismet Park Primary School (Sunbury)	700	37	638	25	qtr 2 2017-18
Kurnai College (Morwell) ^(b)	7 800	288	2 063	5 449	qtr 3 2018-19
Kyneton Primary School 2014-15 (Kyneton) ^(b)	3 500	3 460	..	40	qtr 1 2017-18
Kyneton Primary School 2015-16 (Kyneton) ^(b)	8 000	1 220	6 717	63	qtr 2 2019-20
Kyneton Secondary College 2014-15 (Kyneton) ^(b)	5 300	595	4 705	..	qtr 4 2018-19
Kyneton Secondary College 2015-16 (Kyneton) ^(b)	5 000	516	54	4 430	qtr 4 2018-19
LaTrobe Valley Schools building upgrade	6 000	..	470	5 530	qtr 4 2019-20
Land acquisition 2015-16 (various)	39 700	29 450	10 250	..	qtr 2 2017-18
Land acquisition 2016-17 (various)	102 000	26 900	64 220	10 880	qtr 4 2018-19

	<i>Total estimated investment</i>	<i>Estimated expenditure to 30.06.2017</i>	<i>Estimated expenditure 2017-18</i>	<i>Remaining expenditure</i>	<i>Estimated completion date</i>
Lyndale Secondary College (Dandenong North)	7 000	2 486	4 179	335	qtr 2 2017-18
Malvern Primary School (Malvern East)	3 900	1 955	1 756	189	qtr 3 2017-18
Manchester Primary School (Mooroolbark) ^(a)	1 384	1 261	123	..	qtr 1 2017-18
Manifold Heights Primary School (Manifold Heights)	660	26	598	36	qtr 2 2017-18
Manor Lakes College (Stage 5) (Werribee)	10 900	63	981	9 856	qtr 3 2018-19
Mansfield Secondary College (Mansfield)	3 000	90	1 990	920	qtr 2 2018-19
Maroondah Education Plan 2015-16 (Croydon/Ringwood)	10 000	2 201	7 273	526	qtr 4 2018-19
Maroondah Education Plan 2016-17 (Croydon) ^(a)	18 023	6 631	11 317	75	qtr 2 2018-19
Matthew Flinders Girls Secondary College (Geelong)	7 000	119	2 652	4 229	qtr 3 2018-19
McClelland Secondary College (Frankston)	5 800	52	2 949	2 799	qtr 3 2018-19
McKinnon Secondary College (McKinnon) ^(b)	9 000	833	7 947	220	qtr 3 2017-18
Melton Specialist School (Melton)	5 400	164	2 788	2 448	qtr 2 2018-19
Merbein P-10 College 2014-15 (Merbein)	1 153	1 153	qtr 1 2017-18
Merbein P-10 College 2016-17 (Merbein)	2 250	662	1 581	7	qtr 4 2017-18
Mill Park Heights Primary School (Mill Park)	6 000	2 006	3 850	144	qtr 2 2017-18
Monbulk College (Monbulk)	3 000	595	2 394	11	qtr 4 2017-18
Monterey Secondary College (Frankston North)	4 000	649	3 341	10	qtr 3 2017-18
Montmorency Secondary College 2015-16 (Montmorency) ^(b)	1 400	1 400	qtr 1 2018-19
Montmorency Secondary College 2016-17 (Montmorency) ^(b)	12 600	2 790	8 369	1 441	qtr 1 2018-19
Mooroolbark East Primary School (Mooroolbark)	2 400	206	1 019	1 175	qtr 1 2018-19
Moriac Primary School (Moriac) ^(b)	3 000	1 390	1 574	36	qtr 1 2018-19
Mornington Primary School (Mornington)	5 000	2 426	2 422	152	qtr 3 2018-19
Morwell Park Primary School (Morwell)	7 750	3 337	4 390	23	qtr 2 2017-18
Mount Clear College (Mount Clear)	2 100	78	1 486	536	qtr 2 2018-19

	<i>Total estimated investment</i>	<i>Estimated expenditure to 30.06.2017</i>	<i>Estimated expenditure 2017-18</i>	<i>Remaining expenditure</i>	<i>Estimated completion date</i>
Mullauna Secondary College 2015-16 (Mitcham)	2 200	2 200	qtr 1 2017-18
Nelson Park School (Bell Park)	2 500	59	1 616	825	qtr 2 2018-19
Newport Lakes Primary School (Newport)	3 000	66	1 946	988	qtr 2 2018-19
Noble Park Secondary College (Noble Park)	5 000	1 424	3 552	24	qtr 2 2018-19
North Geelong Secondary College (North Geelong)	4 200	116	2 945	1 139	qtr 3 2018-19
Northcote High School 2015-16 (Northcote) ^(b)	3 000	119	2 881	..	qtr 1 2018-19
Northcote High School 2016-17 (Northcote) ^(b)	1 500	4	439	1 057	qtr 1 2018-19
Northern Bay P-12 College (Corio) ^(b)	6 000	3 436	2 538	26	qtr 3 2017-18
Northern College of Technology and Arts (Preston)	2 000	52	1 384	564	qtr 2 2018-19
Oberon High School (Belmont)	2 500	5	2 495	..	qtr 2 2018-19
Ocean Grove Primary School (Ocean Grove)	4 000	175	3 807	18	qtr 3 2018-19
Parkhill Primary School (Ashwood) ^(a)	5 405	2 403	2 939	63	qtr 3 2018-19
Parktone Primary School (Parkdale)	4 000	110	1 968	1 922	qtr 3 2018-19
Pascoe Vale South Primary School (Pascoe Vale South)	3 500	87	1 785	1 628	qtr 2 2018-19
Phoenix P-12 Community College (Sebastopol) ^(b)	10 000	2 572	7 428	..	qtr 1 2018-19
Planning for schools 2015-16 (various)	2 149	701	1 448	..	qtr 4 2018-19
Planning for schools 2016-17 (various)	12 000	2 500	9 500	..	qtr 2 2020-21
Portarlington Primary School (Portarlington) ^(b)	5 700	1 516	4 155	29	qtr 4 2017-18
Portland Bay School (Portland)	7 000	613	6 359	28	qtr 4 2017-18
Portland Primary School (Portland)	1 000	202	793	5	qtr 1 2018-19
Portland Secondary College (Portland)	2 000	364	1 545	91	qtr 2 2018-19
Prahran High School (Prahran)	5 000	1 661	3 239	100	qtr 3 2018-19
Prahran Secondary College (Prahran)	20 000	1 795	9 977	8 228	qtr 2 2018-19
Quarry Hill Primary School (Quarry Hill) ^(b)	1 900	818	1 072	10	qtr 2 2017-18

	<i>Total estimated investment</i>	<i>Estimated expenditure to 30.06.2017</i>	<i>Estimated expenditure 2017-18</i>	<i>Remaining expenditure</i>	<i>Estimated completion date</i>
Red Cliffs Secondary College (Red Cliffs)	7 000	227	5 833	940	qtr 3 2018-19
Richmond High School 2016-17 (Richmond)	42 000	4 551	20 732	16 717	qtr 2 2018-19
Robinvale P-12 College (Robinvale) ^(b)	929	403	412	114	qtr 3 2017-18
Rochester Secondary College (Rochester)	5 000	167	1 919	2 914	qtr 3 2018-19
Rosanna Golf Links Primary School 2014-15 (Rosanna) ^(a)	5 730	4 110	1 315	305	qtr 4 2017-18
Rutherglen High School (Rutherglen)	1 600	30	687	883	qtr 1 2018-19
Sandringham College 2015-16 (Sandringham)	2 000	1 035	910	55	qtr 2 2017-18
School Improvement Program 2015-16 (various) ^(a)	10 237	8 080	2 157	..	qtr 1 2019-20
School Pride and Sports Fund 2016-17 (various)	16 000	1 828	14 172	..	qtr 3 2017-18
Seaford Park Primary School (Seaford)	3 000	973	2 027	..	qtr 1 2017-18
Shared facilities fund 2016-17 (statewide)	50 000	100	4 900	45 000	qtr 4 2019-20
Silverton Primary School (Noble Park North)	2 100	28	1 084	988	qtr 2 2018-19
South Melbourne Park Primary School (South Melbourne) ^(c)	2 000	760	1 200	40	qtr 2 2017-18
South Melbourne Park Primary School 2015-16 (Albert Park)	1 000	880	120	..	qtr 2 2017-18
South Melbourne Primary School (South Melbourne) ^(d)	43 300	21 692	21 483	125	qtr 3 2017-18
Strathmore Primary School (Strathmore) ^(b)	5 700	372	1 407	3 921	qtr 4 2018-19
Sunbury College 2015-16 (Sunbury)	3 000	773	2 227	..	qtr 1 2017-18
Sunbury College 2016-17 (Sunbury)	4 800	6	1 838	2 956	qtr 3 2018-19
Sunbury and Macedon Ranges Specialist School (Sunbury)	4 000	134	2 597	1 269	qtr 3 2018-19
Sunshine College 2014-15 (Sunshine) ^(b)	6 299	425	5 874	..	qtr 4 2018-19
Sunshine College 2015-16 (Sunshine) ^(b)	10 000	194	..	9 806	qtr 4 2018-19
Sunshine College 2016-17 (Sunshine) ^(b)	9 900	110	1 361	8 429	qtr 4 2018-19
Sunshine Special Development School (Sunshine)	2 500	72	1 348	1 080	qtr 2 2018-19
Tarneit Senior Secondary College (Stage 2) (Tarneit)	11 600	534	10 201	865	qtr 4 2017-18

	<i>Total estimated investment</i>	<i>Estimated expenditure to 30.06.2017</i>	<i>Estimated expenditure 2017-18</i>	<i>Remaining expenditure</i>	<i>Estimated completion date</i>
Tarneit West Primary School (Tarneit) ^(e)	13 046	4 495	8 482	69	qtr 3 2017-18
Taylor's Hill Secondary College (Taylor's Hill) ^(e)	12 005	4 554	7 407	44	qtr 4 2017-18
Tech Schools Program – planning 2015-16 (various)	8 000	6 600	1 400	..	qtr 4 2017-18
Tech Schools Program 2016-17 (various)	62 900	22 430	34 126	6 344	qtr 2 2018-19
Templestowe Valley Primary School (Lower Templestowe) ^{(a)(b)}	1 950	1 452	448	50	qtr 1 2017-18
The Basin Primary School 2015-16 (The Basin)	5 700	4 200	1 178	322	qtr 3 2017-18
The Basin Primary School 2016-17 (The Basin)	1 500	1	1 499	..	qtr 1 2018-19
Timboon P-12 School (Timboon) ^(b)	5 200	1 917	3 257	26	qtr 4 2017-18
Tucker Road Bentleigh Primary School (Bentleigh)	3 000	77	1 284	1 639	qtr 2 2018-19
Viewbank College (Rosanna) ^{(a)(b)}	12 050	1 526	8 500	2 024	qtr 2 2018-19
Wallan Secondary College (Wallan) ^{(a)(b)}	5 017	1 553	3 444	20	qtr 3 2017-18
Warracknabeal Secondary College (Warracknabeal)	4 000	147	917	2 936	qtr 3 2018-19
Warracknabeal Special Development School (Warracknabeal)	2 000	79	1 413	508	qtr 2 2018-19
Warragul Regional College (Warragul)	5 800	179	2 378	3 243	qtr 3 2018-19
Warrnambool College (Warrnambool)	4 600	110	2 730	1 760	qtr 3 2018-19
Warrnambool Special Developmental School (Warrnambool) ^(b)	5 000	1 617	2 690	693	qtr 1 2018-19
Werribee Secondary College (Werribee) ^(b)	7 000	2 412	4 553	35	qtr 2 2018-19
Westbreen Primary School 2014-15 (Pascoe Vale) ^(b)	1 000	370	630	..	qtr 1 2018-19
Westbreen Primary School 2015-16 (Pascoe Vale) ^{(a)(b)}	4 026	338	3 501	187	qtr 1 2018-19
Whittington Primary School 2015-16 (Whittington)	5 000	250	4 745	5	qtr 2 2018-19
Whittington Primary School 2016-17 (Whittington)	1 600	17	1 555	28	qtr 1 2018-19
Whittlesea Secondary College (Whittlesea) ^(b)	4 700	3 962	738	..	qtr 1 2017-18
William Ruthven Secondary College (Reservoir) ^(b)	10 000	2 004	7 954	42	qtr 4 2017-18
Winters Flat Primary School (Castlemaine) ^(b)	1 100	198	893	9	qtr 2 2018-19

	<i>Total estimated investment</i>	<i>Estimated expenditure to 30.06.2017</i>	<i>Estimated expenditure 2017-18</i>	<i>Remaining expenditure</i>	<i>Estimated completion date</i>
Woodend Primary School (Woodend)	2 000	218	1 764	18	qtr 2 2018-19
Yarra Junction Primary School (Yarra Junction) ^{(a)(b)}	2 005	952	1 014	39	qtr 2 2017-18
Yarram Primary School (Yarram)	4 000	1 311	2 667	22	qtr 3 2017-18
Yarrowonga P-12 College (Yarrowonga)	7 616	2 878	4 711	27	qtr 2 2017-18
Yea High School (Yea) ^(b)	1 390	1 070	314	6	qtr 2 2017-18
Technical and further education					
Chisholm Institute Frankston Campus – Centre for Advanced Manufacturing and Trade (Frankston)	21 900	21 900	qtr 1 2018-19
TAFE Rescue Fund (various)	100 000	55 500	44 500	..	qtr 4 2018-19
TAFE Structural adjustment fund (various)	47 200	45 200	2 000	..	qtr 4 2017-18
Commonwealth funding					
Trade training centres – government schools (statewide) ^(f)	252 838	243 160	9 678	..	qtr 4 2017-18
Total existing projects	1 734 362	681 305	795 943	257 114	
Total Education and Training projects	2 419 362	701 305	1 050 188	667 869	
Other capital expenditure ^(g)	na	na	(10 358)	na	various
Total 2017-18 Education and Training capital expenditure			1 039 830		

Source: Department of Education and Training

Notes:

(a) TEI includes co-contribution from the school

(b) Estimated completion date has been revised to reflect a more accurate forecast.

(c) TEI has reduced by \$6.400 million for costs that are output in nature

(d) TEI has reduced by \$0.700 million due to \$4.000 million of costs that are output in nature and \$3.300 million of local government funding

(e) TEI includes local government funding.

(f) TEI includes co-contribution from TAFE.

(g) Minor differences between project forecast expenditure and funding. This is partially offset by other capital expenditure including minor capital works, system upgrades, minor asset upgrades and other capital projects funded by external sources such as third party revenue.

Completed projects

Alamanda K-9 College (Point Cook) ^(a)
Alexandra Secondary College (Alexandra)
Ashburton Primary School (Ashburton)
Aspendale Gardens Primary School (Aspendale Gardens)
Auburn High School (Hawthorn East) ^(a)
Belvedere Park Primary School (Seaford) ^(a)
Brandon Park Primary School (Whealers Hill) ^(a)
Castlemaine Secondary College 2014-15 (Castlemaine)
Clifton Springs Primary School (Clifton Springs)
Coatesville Primary School (Bentleigh East)
Craigieburn North West Primary School (Craigieburn)
Doreen Secondary College (Doreen) ^(a)
Eastwood Primary School (Stage 2) (Ringwood)
Eltham High School – (Eltham) ^(a)
Footscray Learning Precinct (Footscray)
Forest Hill College (Burwood East)
Glen Huntly Primary School (Glen Huntly) ^(a)
Maldon Primary School (Maldon) ^(a)
Mentone Park Primary School (Mentone) ^(a)
Pearcedale Primary School (Pearcedale) ^(a)
Relocatable classroom program 2016-17 (statewide) ^(d)
Richmond High School 2015-16 (Richmond)
Sale Specialist School 2014-15 (Sale)
St Helena Secondary College (Eltham North)
Truganina P-9 – Stage 2 (Truganina)
Wallan Primary School (Wallan)
Wangaratta High School (Wangaratta)
Wodonga West Primary School (Wodonga) ^(a)

Estimated to be completed after publication date and before 30 June 2017

Asbestos Removal Program 2015-16 (statewide)
Ashwood Secondary College – Stage 2 (Ashwood) ^(a)
Barwon Heads Primary School (Barwon Heads)
Bayswater North Primary School (Bayswater North) ^(b)
Beaumaris High School (Stage 1) 2015-16 (Sandringham) ^(c)
Bendigo Senior Secondary College 2016-17 (Bendigo)
Bonbeach Primary School (Bonbeach)
Briar Hill Primary School (Briar Hill)
Doctors in schools 2016-17 (statewide)
Essendon Primary School (Essendon) ^(a)
Frankston Special Development School (Frankston) ^{(a)(b)}
Hampton Park Primary School 2016-17 (Hampton Park) ^(c)
Horsham College (Horsham) ^{(a)(b)}
Korumburra Secondary College (Korumburra) ^(b)
Montpellier Primary School (Highton) ^(a)
Mordialloc College 2014-15 (Mordialloc) ^(b)

Estimated to be completed after publication date and before 30 June 2017 (continued)

Mordialloc College 2015-16 (Mordialloc) ^{(a)(b)}
Morwell Schools Regeneration Project (Morwell)
Mullauna Secondary College 2014-15 (Mitcham) ^{(a)(c)}
Narrawong District Primary School (Narrawong) ^(b)
Pembroke Primary School (Mooroolbark) ^{(a)(b)}
Ringwood Secondary College (Ringwood) ^{(a)(b)}
Rosanna Golf Links Primary School 2016-17 (Rosanna) ^(c)
Roslyn Primary School (Belmont) ^(b)
Sale Specialist School 2015-16 (Sale) ^{(a)(c)}
Sandringham College 2013-14 (Sandringham)
Tarneit P-9 College (Tarneit) ^(a)
Valkstone Primary School (Bentleigh East)
Vermont Secondary College (Vermont) ^(a)
Wattle Glen Primary School (Wattle Glen) ^(b)
Wedderburn College (Wedderburn) ^{(a)(b)}

Source: Department of Education and Training

Notes:

- (a) Project has received co-contribution from the school.
- (b) Project is forecasting to be completed by June 2017, but contingency expenditure is expected in future years.
- (c) Part funding to a broader project that has an ongoing build program.
- (d) Project has received contributions from other government agencies.

DEPARTMENT OF ENVIRONMENT, LAND, WATER AND PLANNING

New projects

(\$ thousand)

	<i>Total estimated investment</i>	<i>Estimated expenditure to 30.06.2017</i>	<i>Estimated expenditure 2017-18</i>	<i>Remaining expenditure</i>	<i>Estimated completion date</i>
Bringing our Environment Protection Authority into the modern era (statewide)	20 651	1 200	4 500	14 951	qtr 4 2020-21
Enhancing Victoria's liveability through improvements to the parks and reserves estate (statewide)	21 504	..	9 181	12 323	qtr 4 2018-19
Non-potable irrigation water for Melbourne Gardens (metropolitan various)	3 713	..	530	3 183	qtr 4 2019-20
Recycled irrigation water for Cranbourne Gardens (Cranbourne)	3 250	..	1 137	2 113	qtr 4 2019-20
Reducing bushfire risk (statewide)	44 000	..	11 000	33 000	qtr 4 2020-21
Revitalising central Geelong (Geelong) ^(a)	3 261	..	3 261	..	qtr 4 2017-18
Strengthening the protection of our forests and wildlife through more effective regulation, compliance and enforcement (statewide)	6 000	..	3 000	3 000	qtr 4 2018-19
Unlocking the benefits of parks for all Victorians (statewide)	8 090	..	8 090	..	qtr 4 2017-18
Water for Victoria – Entitlements and planning (statewide)	8 200	..	1 200	7 000	qtr 4 2019-20
Total new projects	118 669	1 200	41 899	75 570	

Source: Department of Environment Land Water and Planning

Note:

(a) TEI includes \$0.500 million from the City of Greater Geelong.

Existing projects

(\$ thousand)

	Total estimated investment	Estimated expenditure to 30.06.2017	Estimated expenditure 2017-18	Remaining expenditure	Estimated completion date
A sustainable irrigation future (statewide)	15 000	3 000	4 000	8 000	qtr 4 2019-20
Climate ready Victorian infrastructure – critical coastal protection assets (statewide)	15 000	3 750	3 750	7 500	qtr 4 2019-20
Establishment of Land Use Victoria (metropolitan various)	6 800	4 000	2 800	..	qtr 4 2017-18
Improving tourism on national parks, state forests and public land (statewide)	8 460	6 241	2 219	..	qtr 4 2017-18
Latrobe Valley community air monitoring and citizen science (Latrobe Valley)	1 120	590	530	..	qtr 4 2017-18
Melbourne strategic assessment (metropolitan various)	334 300	30 368	10 000	293 932	qtr 2 2053-54
New facilities for parks and reserves (statewide)	5 000	2 000	1 300	1 700	qtr 4 2018-19
Reforming Victoria's planning system – Smart Planning Program (statewide) ^(a)	6 800	4 800	2 000	..	qtr 4 2017-18
Revitalising infrastructure in the State's parks estate (statewide)	20 000	5 000	5 000	10 000	qtr 4 2019-20
Upgrade Land Victoria's property administration systems (metropolitan various)	27 400	3 500	4 500	19 400	qtr 4 2025-26
Total existing projects ^(b)	439 880	63 249	36 099	340 532	
Total Environment, Land, Water and Planning projects	558 549	64 449	77 998	416 102	
Other capital expenditure	na	na	27 152	na	various
Total 2017-18 Environment, Land, Water and Planning capital expenditure			105 150		

Source: Department of Environment, Land, Water and Planning

Notes:

(a) The estimated completion date has been extended to quarter 4, 2017-18.

(b) Regional tourism infrastructure fund: enhancing Victoria's world class nature based tourism destinations is now reported under Other Public Non-Financial Corporations. Regional water infrastructure – South Gippsland Water – Northern Towns Water Connection project is now reported under South Gippsland Region Water Corporation. Regional water infrastructure – Water infrastructure and irrigation is now reported under South Gippsland Region Water Corporation and Grampians Wimmera Mallee Water Corporation.

Completed projects ^(a)

Acquisition of Buckhurst Street (South Melbourne)

Canadian State Park, Ballarat (Ballarat)

Fire web (regional various) ^(b)

Groundwater monitoring bores (statewide) ^(b)

Parks Victoria critical infrastructure (statewide) ^(c)

Smoke detection infrastructure (statewide)

Strategic fuel management (statewide) ^(b)

Estimated to be completed after publication date and before 30 June 2017

Community driven action to protect Victoria's unique biodiversity (metropolitan various)

Portarlinton Safe Harbour (Portarlinton)

Rapid response air monitoring (statewide)

Reducing fire risk: expanding the Planned Burning Program to 390 000 hectares (statewide)

Source: Department of Environment, Land, Water and Planning

Notes:

(a) Note that Broadmeadows activity centre revitalisation (Broadmeadows) and Junction Oval redevelopment (St Kilda) are no longer reported in Budget Paper No. 4 as the expenditure has been reclassified as operating expenditure.

(b) These projects were included in last year's completed project list but were completed in 2016-17.

(c) This project will be practically completed in 2017-18.

DEPARTMENT OF HEALTH AND HUMAN SERVICES

New projects

(\$ thousand)

	Total estimated investment	Estimated expenditure to 30.06.2017	Estimated expenditure 2017-18	Remaining expenditure	Estimated completion date
Austin Health – critical infrastructure works (Heidelberg)	29 816	..	14 274	15 542	qtr 4 2019-20
Clinical technology refresh – cyber security and network connectivity (metropolitan various)	11 905	..	11 905	..	qtr 4 2017-18
Delivering better, earlier and more integrated care (statewide)	1 210	..	1 210	..	qtr 4 2017-18
Engineering infrastructure replacement program (statewide)	25 000	..	25 000	..	qtr 4 2017-18
Establishing Support and Safety Hubs (statewide)	66 278	..	19 619	46 659	qtr 4 2020-21
Forensic mental health bed based services expansion (Fairfield)	40 000	..	40 000	..	qtr 4 2019-20
Forensic mental health implementation plan – Priority service reforms (Fairfield)	3 900	..	3 900	..	qtr 4 2017-18
Grampians Prevention and Recovery Care (PARC) Service (Ballarat)	6 000	..	1 600	4 400	qtr 4 2020-21
Increasing critical care capacity (statewide)	2 200	..	2 200	..	qtr 4 2017-18
Family violence information sharing system reform (statewide)	39 187	..	22 570	16 617	qtr 4 2018-19
Kardinia Park and State Netball and Hockey Centre – Project development funding (statewide)	4 900	..	4 900	..	qtr 4 2017-18
Medical equipment replacement program (statewide)	35 000	..	35 000	..	qtr 4 2017-18
Melbourne Park Redevelopment – Stage 3 (Melbourne) ^(a)	271 555	..	18 105	253 450	qtr 4 2020-21
Mental health and alcohol and other drug facilities renewal (statewide)	10 000	..	10 000	..	qtr 4 2017-18
Monash Medical Centre – Expansion and upgrades (Clayton)	63 200	..	400	62 800	qtr 4 2021-22
Northern Hospital Inpatient Expansion – Stage 2 (Epping)	162 672	..	6 672	156 000	qtr 4 2020-21
Regional drug residential rehabilitation service – Stage 2 (regional various)	9 700	..	9 700	..	qtr 4 2017-18
Royal Melbourne Hospital – critical infrastructure works (Parkville)	40 000	..	18 000	22 000	qtr 4 2018-19
Sports and recreation opportunities in Parks Victoria (metropolitan various)	6 000	..	6 000	..	qtr 4 2017-18
The new Footscray Hospital (Footscray)	50 000	..	11 000	39 000	qtr 4 2019-20
Total new projects	878 523	..	262 055	616 468	

Source: Department of Health and Human Services

Note:

(a) The TEI includes funding of \$40.000 million from the Melbourne and Olympic Parks Trust.

Existing projects

(\$ thousand)

	<i>Total estimated investment</i>	<i>Estimated expenditure to 30.06.2017</i>	<i>Estimated expenditure 2017-18</i>	<i>Remaining expenditure</i>	<i>Estimated completion date^(a)</i>
Alcohol and Drug Residential Rehabilitation Services – Stage 1 (Grampians)	6 000	1 500	3 500	1 000	qtr 2 2018-19
Ambulance Station Upgrades 2016-17 (statewide) ^(b)	20 000	1 400	8 682	9 918	qtr 4 2019-20
Ambulance Station Upgrades 2015-16 (statewide) ^(b)	20 000	4 508	5 000	10 492	qtr 4 2017-18
Ambulance Vehicle and Equipment (statewide)	20 000	18 659	1 341	..	qtr 4 2018-19
Angliss Hospital intensive care unit and short stay unit (Upper Ferntree Gully)	20 000	6 022	9 000	4 978	qtr 4 2018-19
Austin Health Critical infrastructure (Heidelberg)	40 800	526	24 185	16 089	qtr 4 2017-18
Ballarat Health Cardiovascular Services (Ballarat)	10 000	4 226	4 104	1 670	qtr 2 2018-19
Barwon Health – North (Geelong)	33 080	2 228	19 952	10 900	qtr 4 2018-19
Broadmeadows Surgery Centre (Jacana)	17 300	11 445	1 260	4 595	qtr 1 2019-20
Casey Hospital Expansion (Berwick) ^(c)	139 910	5 507	52 870	81 534	qtr 4 2019-20
Chinese aged care land bank (metropolitan various)	2 500	2 500	qtr 2 2017-18
Clinical Services Technology Refresh Program (statewide)	10 000	10 000	qtr 4 2017-18
Clinical services hardware replacement program (metropolitan various)	10 000	8 550	1 450	..	qtr 4 2017-18
Engineering infrastructure replacement program (statewide)	25 000	12 315	2 250	10 435	qtr 3 2017-18
Family Violence – Residential out-of-home care – stock renewal or replacement (statewide)	9 000	7 459	1 541	..	qtr 2 2017-18
Geelong Hospital – Major upgrade (Geelong)	118 170	98 183	8 500	11 487	qtr 1 2018-19
Getting Ready for the National Disability Insurance Scheme	25 400	3 260	11 929	10 211	qtr 4 2019-20
Goulburn Valley Health redevelopment – planning and development (Shepparton)	170 525	4 649	29 399	136 477	qtr 4 2020-21
Health Service Violence Prevention Fund (statewide) (Melbourne)	20 000	2 896	7 533	9 571	qtr 4 2018-19
Health and Medical Precinct and Community-Based Ambulatory Care Centre (metropolitan various)	18 200	4 403	9 469	4 328	qtr 2 2017-18

	<i>Total estimated investment</i>	<i>Estimated expenditure to 30.06.2017</i>	<i>Estimated expenditure 2017-18</i>	<i>Remaining expenditure</i>	<i>Estimated completion date^(a)</i>
Joan Kirner Women's and Children's Hospital (St. Albans)	200 000	20 655	112 683	66 662	qtr 4 2019-20
Junction Oval redevelopment (St Kilda)	25 000	18 000	..	7 000	qtr 1 2017-18
Latrobe Regional Hospital Redevelopment – stage 2A (Latrobe)	73 000	62 534	8 937	1 529	qtr 4 2017-18
Maroondah Breast Cancer Centre (East Ringwood)	10 000	1 340	7 500	1 160	qtr 4 2018-19
Medical Equipment Replacement Program (statewide)	35 000	17 272	3 150	14 578	qtr 3 2017-18
Mental health and alcohol and other drugs facilities renewal (statewide)	10 000	10 000	qtr 1 2017-18
Mental health/alcohol and other drugs facilities renewal (statewide)	5 000	2 877	2 123	..	qtr 4 2017-18
Modernisation Melbourne Metropolitan public residential aged care: Stage 1 (Kew)	57 570	164	25 860	31 546	qtr 4 2018-19
Monash Children's Hospital (Clayton)	271 855	247 195	2 623	22 037	qtr 4 2017-18
Monash Medical Centre – infrastructure upgrades (Clayton) ^(d)	12 799	222	5 100	7 477	qtr 4 2017-18
Moorabbin Hospital medical imaging and outpatients expansion (Bentleigh)	16 150	9 686	5 950	514	qtr 4 2017-18
National Proton Beam Therapy Centre (metropolitan various)	50 000	..	5 000	45 000	tbc
Orygen Youth Mental Health (Parkville)	59 000	2 913	28 000	28 087	qtr 4 2018-19
Out-of-home care residential capacity (statewide)	8 000	..	1 569	6 431	qtr 4 2017-18
Parkville Biomedical Precinct – planning and development (Parkville)	3 000	1 000	1 500	500	qtr 4 2018-19
Prevention and Recovery Care Services (PARCS) – Mildura and Warrnambool (regional various)	8 600	5 179	1 379	2 042	qtr 4 2017-18
Redesign and renovation of out-of-home care properties (statewide)	6 270	2 612	3 658	..	qtr 4 2017-18
Responding to demands for residential out-of-home care (statewide)	9 136	8 236	900	..	qtr 1 2017-18
Response Time Rescue Fund (statewide)	7 297	6 913	..	384	qtr 4 2017-18
Royal Victorian Eye and Ear Hospital redevelopment (Melbourne)	201 000	103 452	64 000	33 548	qtr 2 2018-19
Rural Health Infrastructure Fund (regional various) ^(e)	200 000	39 363	50 000	110 637	qtr 4 2019-20
Rural capital support (regional various)	56 000	52 010	..	3 990	qtr 4 2017-18

	<i>Total estimated investment</i>	<i>Estimated expenditure to 30.06.2017</i>	<i>Estimated expenditure 2017-18</i>	<i>Remaining expenditure</i>	<i>Estimated completion date^(a)</i>
Statewide Child and Family Mental Health Intensive Treatment Centre (statewide)	7 300	..	1 000	6 300	qtr 4 2019-20
SunSmart (statewide)	6 000	3 000	1 500	1 500	qtr 4 2018-19
The Alfred Hospital – fire services upgrade (Prahran)	4 100	1 138	1 956	1 006	qtr 4 2017-18
Victorian Heart Hospital – planning and early works (Clayton)	15 000	1 800	10 587	2 613	qtr 4 2019-20
Werribee Mercy Hospital – acute expansion (Werribee)	85 000	13 576	58 000	13 424	qtr 4 2018-19
Western Health Urgent Infrastructure Works (Footscray and Sunshine)	61 335	8 340	26 485	26 510	qtr 4 2020-21
Women’s Prevention And Recovery Care (PARC) Service (metropolitan various)	8 400	25	1 600	6 775	qtr 4 2019-20
Total existing projects	2 247 697	827 239	633 024	787 434	
Total Health and Human Services projects	3 126 220	827 239	895 079	1 403 902	
Other capital expenditure	na	na	177 636	na	various
Total 2017-18 Health and Human Services capital expenditure			1 072 715		

Source: Department of Health and Human Services

Notes:

- (a) The estimated completion dates reflect practical completion which may differ to financial completion for individual projects.
- (b) The publication title changed from 2016-17 Budget Paper No. 4.
- (c) The TEI for this project has increased by \$28.610 million to provide an additional 64 multi-day beds and includes a funding contribution of \$5.000 million from Monash University for accommodation space.
- (d) Additional funding of \$5.699 million was provided in 2016-17 through internal prioritisation.
- (e) \$7.500 million from the Rural Health Infrastructure Fund is allocated to South West Health Care – Warrnambool Hospital.

Completed projects

Ballarat Hospital – Additional beds, ambulatory care and helipad (Ballarat)
Closure of Sandhurst Residential Services (Bendigo)
Engineering infrastructure replacement program (statewide)
Major expansion for Healesville Hospital (Healesville)
Medical equipment replacement program (statewide)
Moyne Community Health Service (Port Fairy)
Radiotherapy Services in South West Victoria – Stage 2 (Warrnambool)
Redevelopment of the Oakleigh Centre (Oakleigh)
Victorian Comprehensive Cancer Centre (Parkville)
Werribee Mercy Hospital Mental Health Expansion (Werribee)
Western Region Health Centre – Dental Service Redevelopment (Footscray)

Estimated to be completed after publication date and before 30 June 2017

Austin Short Stay Unit (Heidelberg)
Boort Hospital Redevelopment (Boort)
Box Hill Hospital – Redevelopment (Box Hill)
Community residential alcohol and drug withdrawal service for mothers with babies (statewide)
Expanding accommodation with support (statewide)
Increasing Critical Care Capacity (statewide)
Northern Hospital Inpatient Capacity Expansion (Epping)
Services Connect (statewide)
Simonds Stadium Redevelopment – Stage 4 (South Geelong)
Transitional Mental Health Service (Secure Step-Down Care) (statewide)

Source: Department of Health and Human Services

DEPARTMENT OF JUSTICE AND REGULATION

New projects

(\$ thousand)

	<i>Total estimated investment</i>	<i>Estimated expenditure to 30.06.17</i>	<i>Estimated expenditure 2017-18</i>	<i>Remaining expenditure</i>	<i>Estimated completion date</i>
Community Safety Statement (statewide) ^(a)	390 564	..	106 684	283 880	various
Essential services to manage growth in prisons (statewide)	74 252	..	17 950	56 302	qtr 4 2019-20
ESTA baseline funding (statewide)	14 496	..	3 632	10 864	qtr 4 2019-20
Forensic mental health Implementation plan: Priority service reform (statewide)	685	..	225	460	qtr 4 2020-21
Future emergency alert (statewide)	4 464	..	4 018	446	qtr 1 2018-19
Improved regulation of Victoria's gambling and liquor industries (statewide)	1 600	..	600	1 000	qtr 4 2019-20
Legal responses to family violence and child protection (statewide)	1 200	..	1 200	..	qtr 4 2017-18
Management of serious offenders (statewide)	51 700	1 500	39 650	10 550	qtr 2 2018-19
New youth justice facility (Werribee)	288 700	1 000	27 000	260 700	qtr 4 2020-21
Remediation of connectivity in emergency services operational communications (statewide)	6 288	..	3 144	3 144	qtr 4 2018-19
Strengthening of youth justice precincts (metropolitan various)	58 006	29 136	28 870	..	qtr 4 2017-18
Victoria State Emergency Services headquarters and critical assets (statewide)	26 850	..	26 850	..	qtr 4 2017-18
Total new projects	918 805	31 636	259 823	627 346	

Source: Department of Justice and Regulation

Note:

(a) The TEI includes \$6.300 million of funding redirected from the Public Safety – Police Response initiative for the purchase of land for the Specialist Training Facility.

Existing projects

(\$ thousand)

	Total estimated investment	Estimated expenditure to 30.06.2017	Estimated expenditure 2017-18	Remaining expenditure	Estimated completion date
Australian Communications and Media Authority compliance (statewide) ^(a)	3 328	..	3 328	..	qtr 2 2018-19
Community Corrections – Contributing to a Safer Community (statewide) ^(b)	57 893	28 322	18 556	11 015	qtr 4 2018-19
Conducted energy devices (commonly known as Tasers) (statewide)	2 436	..	2 436	..	qtr 4 2017-18
Corrections Remand upgrades (statewide)	74 859	30 429	44 430	..	qtr 4 2017-18
Corrections System Expansion (statewide) ^(c)	83 360	57 420	18 000	7 940	qtr 4 2018-19
Critical Infrastructure and Services – Supporting Recent Prison Expansion (statewide) (Melbourne) ^(d)	69 428	38 492	28 736	2 200	qtr 1 2018-19
Custody officers to free up 400 police (statewide) ^(e)	10 000	6 800	3 200	..	qtr 2 2017-18
Increase Prison Capacity (statewide)	256 132	236 585	14 547	5 000	qtr 2 2017-18
Infringement Management and Enforcement Services (IMES) Reform Project IT solution (statewide) ^(f)	48 935	33 199	15 736	..	qtr 2 2017-18
Management of Serious Sex Offenders (regional various)	32 540	950	22 816	8 774	qtr 1 2018-19
Mernda Police Station (Mernda)	15 000	9 700	5 300	..	qtr 1 2017-18
Mobile Camera Replacement Program (statewide) ^(g)	17 061	..	17 061	..	qtr 4 2017-18
Multi-Disciplinary Centres – new centre (Wyndham)	4 000	125	3 875	..	qtr 2 2017-18
New booze and drug buses (statewide) ^(h)	10 900	2 200	4 700	4 000	qtr 1 2018-19
Peninsula Link fixed digital safety cameras – equipment (statewide) ⁽ⁱ⁾	6 175	4 575	1 600	..	qtr 1 2019-20
Public Safety – Police Response (statewide) ^(j)	137 766	30 805	67 067	39 894	various
Public Safety – Regional and Rural Police Stations (statewide)	31 010	7 719	21 539	1 752	qtr 4 2017-18
Strengthening Victoria Police's Counter Terrorism Capacity and Capability (statewide) ^(k)	2 008	370	1 638	..	qtr 4 2017-18
Women's Prison Expansion Strategy (statewide)	57 772	18 674	32 321	6 777	qtr 4 2017-18
Total existing projects	920 603	506 365	326 886	87 352	
Total Justice and Regulation projects	1 839 408	538 001	586 709	714 698	
Other capital expenditure ^(l)	na	na	261 681	na	various
Total 2017-18 Justice and Regulation capital expenditure			848 390		

Source: Department of Justice and Regulation

Notes:

- (a) Estimated completion date has been extended to quarter 2, 2018-19, cashflow will be revised once the procurement contract are executed.
- (b) TEI includes \$25.950 million from the Expanding Community Correctional Services to Meet Demand (statewide). Project being delivered and reported as a single program of works.
- (c) The estimated completion date has been extended to quarter 4, 2018-19.
- (d) The estimated completion date has been extended to quarter 1, 2018-19.
- (e) This project was included in last year's completed project list but estimated completion date has been extended due to additional works being required at a number of secondary sites.
- (f) TEI of \$48.935 million includes redirection of \$3.400 million from the Peninsula Link fixed digital safety camera initiative and \$2.481 million from the Camera Replacement program which is funded from Annual Provisions.
- (g) Cash flow has been revised in line with a revised project schedule for delivery by end of 2017-18.
- (h) The estimated completion date has been revised due to procurement delays. This initiative is funded through the Transport Accident Commission.
- (i) TEI has reduced from \$9.575 million to \$6.175 million due to \$3.400 million being redirected to the Infringement Management and Enforcement Services (IMES) Reform Project IT solution. The estimated completion date has been extended to quarter 1, 2019-20 following approval to extend the scope of the project. It is expected that the cash flow will be revised in line with the revised schedule following development of additional milestones.
- (j) TEI has reduced by \$11.300 million due to: the transfer of \$5.000 million from capital to output funding to correctly reflect the nature of expenditure for the Intelligence Capability component; and the redirection of \$6.300 million funding for land purchase for the Specialist Training Facility to the Community Safety Statement package. The estimated completion dates for the major components are: Intelligence Capability (quarter 4, 2018-19), Mobile Technology (quarter 4, 2018-19), Specialist Equipment (quarter 2, 2017-18) and Body Worn Cameras (quarter 3, 2019-20).
- (k) The estimated completion date has been revised due to delays in the procurement and building of the Mobile Forensic Laboratories.
- (l) Other capital expenditure includes ongoing replacement of operating equipment, vehicles and facility improvements.

Completed projects

Adult parole system funding (statewide)

Echuca Police Station Replacement (Echuca)

High Security and Management Prisoners (Barwon)

Estimated to be completed after publication date and before 30 June 2017

Strengthening security and safety compliance in Secure Services (statewide)^(a)

Police Information Process and Practice Reform program (statewide)^(b)

Youth Justice Centre fire upgrades (statewide)^(a)

Source: Department of Justice and Regulation

Notes:

- (a) This project was published as part of Department of Health and Human Services in 2016-17 Budget Paper No. 4. The ownership of the project is now under Department of Justice and Regulations.
- (b) This project was included in last year's completed project list but estimated completion date has been revised due to performance issues detected during the final testing stage of the software upgrade.

DEPARTMENT OF PREMIER AND CABINET

New projects

(\$ thousand)

	<i>Total estimated investment</i>	<i>Estimated expenditure to 30.06.2017</i>	<i>Estimated expenditure 2017-18</i>	<i>Remaining expenditure</i>	<i>Estimated completion date</i>
Security upgrade – government buildings (Melbourne)	8 589	..	4 789	3 800	qtr 4 2019-20
Total new projects	8 589	..	4 789	3 800	

Source: Department of Premier and Cabinet

Existing projects

(\$ thousand)

	<i>Total estimated investment</i>	<i>Estimated expenditure to 30.06.2017</i>	<i>Estimated expenditure 2017-18</i>	<i>Remaining expenditure</i>	<i>Estimated completion date</i>
Pride Centre (Melbourne) ^(a)	15 000	..	tbc	tbc	qtr 4 2017-18
Public Record Office Victoria asset maintenance and renewal program (North Melbourne)	3 618	1 385	1 175	1 058	qtr 4 2018-19
Public Record Office Victoria digital archive (North Melbourne)	4 062	1 262	2 800	..	qtr 4 2017-18
Total existing projects	22 680	2 647	3 975	1 058	
Total Premier and Cabinet projects	31 269	2 647	8 764	4 858	
Other capital expenditure	na	na	9 576	na	various
Total 2017-18 Premier and Cabinet capital expenditure			18 340		

Source: Department of Premier and Cabinet

Note:

(a) It is expected that the funding agreement will be executed in quarter 2, 2017-18. A full business case was undertaken with community consultation including initial design, siting and business model work progressing during 2016-17. A rigorous site selection process was conducted with St Kilda site announced in March 2017.

DEPARTMENT OF TREASURY AND FINANCE

New projects

(\$ thousand)

	<i>Total estimated investment</i>	<i>Estimated expenditure to 30.06.2017</i>	<i>Estimated expenditure 2017-18</i>	<i>Remaining expenditure</i>	<i>Estimated completion date</i>
Greener Government Buildings (statewide)	20 000	..	10 000	10 000	qtr 4 2018-19
Total new projects	20 000	..	10 000	10 000	

Source: Department of Treasury and Finance

Existing projects

(\$ thousand)

	<i>Total estimated investment</i>	<i>Estimated expenditure to 30.06.2017</i>	<i>Estimated expenditure 2017-18</i>	<i>Remaining expenditure</i>	<i>Estimated completion date</i>
Better revenue management system (Melbourne)	11 982	3 811	4 027	4 144	qtr 4 2018-19
State Revenue Office Land Tax Compliance Program (Melbourne)	2 625	..	1 260	1 365	qtr 4 2018-19
Total existing projects	14 607	3 811	5 287	5 509	
Total Treasury and Finance projects	34 607	3 811	15 287	15 509	
Other capital expenditure	na	na	8 548	na	various
Total 2017-18 Treasury and Finance capital expenditure			23 835		

Source: Department of Treasury and Finance

PARLIAMENT

Existing projects

(\$ thousand)

	<i>Total estimated investment</i>	<i>Estimated expenditure to 30.06.2017</i>	<i>Estimated expenditure 2017-18</i>	<i>Remaining expenditure</i>	<i>Estimated completion date</i>
Remediation – Office accommodation in the Parliamentary Precinct (East Melbourne)	45 464	24 714	20 750	..	qtr 3 2017-18
Total existing projects	45 464	24 714	20 750	..	
Total Parliament projects	45 464	24 714	20 750	..	
Other capital expenditure	na	na	..	na	various
Total 2017-18 Parliament capital expenditure			20 750		

Source: Parliament

COUNTRY FIRE AUTHORITY

New projects

(\$ thousand)

	<i>Total estimated investment</i>	<i>Estimated expenditure to 30.06.2017</i>	<i>Estimated expenditure 2017-18</i>	<i>Remaining expenditure</i>	<i>Estimated completion date</i>
Base capital fleet update (non-fire trucks) 2017-18 (statewide)	6 370	..	6 370	..	qtr 4 2017-18
Base capital fleet upgrade 2017-18 (statewide)	12 381	..	12 381	..	qtr 4 2017-18
Base capital land and buildings upgrade 2017-18 (statewide)	10 729	..	10 729	..	qtr 4 2017-18
Base plant and equipment upgrade 2017-18 (statewide)	402	..	402	..	qtr 4 2017-18
Total new projects	29 882	..	29 882	..	

Source: Country Fire Authority

Existing projects

(\$ thousand)

	Total estimated investment	Estimated expenditure to 30.06.2017	Estimated expenditure 2017-18	Remaining expenditure	Estimated completion date
Additional support for volunteers (statewide) ^(a)	14 750	9 238	5 512	..	qtr 4 2017-18
Base capital fleet upgrade 2016-17 (statewide) ^(b)	11 640	2 270	9 370	..	qtr 4 2017-18
Base capital land and buildings upgrade 2016-17 (statewide) ^(c)	9 677	7 237	2 440	..	qtr 4 2017-18
CFA Fiskville Transition Program – New Training Capability (statewide) ^(d)	40 835	7 500	14 365	18 970	qtr 4 2018-19
Capital fleet update (non-fire trucks) 2016-17 (statewide) ^(d)	6 215	4 706	1 509	..	qtr 4 2017-18
Compressed air foam systems (statewide) ^(e)	1 530	100	1 430	..	qtr 4 2017-18
Country Fire Authority Stations Program (statewide) ^(f)	10 050	4 215	4 035	1 800	qtr 4 2018-19
Country Fire Authority station upgrades and operational resourcing (statewide) ^(d)	47 994	42 661	..	5 333	qtr 4 2018-19
District 27 (Latrobe Valley)	1 328	1 284	44	..	qtr 4 2017-18
Enhancing the CFA's capability (statewide) ^(d)	1 000	..	1 000	..	qtr 4 2017-18
Firefighter Training (Hazelwood) ^(d)	767	..	240	527	qtr 4 2017-18
Fiskville and Regional Victorian Emergency Management Training Centres Remediation (statewide) ^(g)	23 754	2 210	18 696	2 848	qtr 4 2018-19
Fiskville redevelopment program (Fiskville) ^(d)	6 400	5 494	906	..	qtr 4 2017-18
Morwell emergency services hub (2015-16 existing) (Morwell) ^(d)	5 000	2 228	1 772	1 000	qtr 4 2019-20
Morwell emergency services hub (new project for 2015-16) (Morwell) ^(d)	3 000	972	2 028	..	qtr 4 2017-18
Regional support to volunteerism sustainability (statewide) ^(d)	2 585	2 395	190	..	qtr 4 2017-18
Replacement of respiratory protection equipment (statewide) ^(d)	13 935	2 107	3 892	7 936	qtr 4 2018-19
Southern metro region and Seymour projects (Dandenong and Seymour) ^(d)	24 367	23 836	531	..	qtr 1 2017-18
Total existing projects	224 827	118 453	67 960	38 414	
Total Country Fire Authority projects	254 709	118 453	97 842	38 414	

Source: Country Fire Authority

Notes:

- (a) TEI has reduced due to \$5,250 million having been redirected to output funding.
- (b) TEI has been reduced by \$4.215 million to reflect the reduced scope of deliverables and resulting spend. Cashflow and timing has been revised in line with a revised project schedule
- (c) The estimated completion date has been extended to quarter 4, 2017-18.
- (d) Cash flow and timing has been revised in line with a revised project schedule.
- (e) The estimated completion date has been extended to quarter 4, 2017-18.
- (f) TEI has increased due to change in project scope. Cash flow has been revised in line with a revised project schedule.
- (g) Cash flow and timing has been revised to reflect the additional scope and revised project schedule.

Completed projects

Base capital fleet update (non-fire trucks) 2015-16 (statewide)

Base capital land and buildings upgrade 2015-16 (statewide)

Country Fire Authority Trucks (statewide)

Estimated to be completed after publication date and before 30 June 2017

Base capital land and buildings upgrade (statewide)

Base plant and equipment upgrade 2015-16 (statewide)

Base plant and equipment upgrade 2016-17 (statewide)

Bushfire response – emergency services – Stage 3 (regional various)

Remediation of Fiskville and regional training colleges (Fiskville)

Source: Country Fire Authority

COURT SERVICES VICTORIA

New projects

(\$ thousand)

	Total estimated investment	Estimated expenditure to 30.06.2017	Estimated expenditure 2017-18	Remaining expenditure	Estimated completion date
Court Integrated Service Program (CISP) and CISP Remand Outreach Pilot (statewide)	1 262	..	1 262	..	qtr 4 2017-18
Courts case management system (statewide) ^(a)	66 800	..	11 200	55 600	qtr 4 2020-21
Forensic mental health implementation plan – Priority services reform (regional various)	1 738	..	1 543	195	qtr 4 2020-21
Safe and sustainable Victorian courts (statewide)	7 234	..	1 365	5 869	qtr 4 2020-21
Specialist family violence integrated court response (statewide)	39 600	..	15 500	24 100	qtr 4 2019-20
Supreme Court of Victoria – IT upgrade (metropolitan various)	9 562	..	6 295	3 267	qtr 4 2018-19
Total new projects	126 196	..	37 165	89 031	

Source: Court Services Victoria

Note:

(a) Funds will be held in central contingency with the allocation subject to approval by government.

Existing projects

(\$ thousand)

	Total estimated investment	Estimated expenditure to 30.06.2017	Estimated expenditure 2017-18	Remaining expenditure	Estimated completion date
Court Safety and Security (statewide)	7 275	3 739	3 536	..	qtr 4 2017-18
Shepparton Law Courts (Shepparton) ^(a)	68 090	33 547	32 043	2 500	qtr 1 2018-19
Total existing projects	75 365	37 286	35 579	2 500	
Total Court Services Victoria projects	201 561	37 286	72 744	91 531	
Other capital expenditure ^(b)	na	na	(5 384)	na	various
Total 2017-18 Court Services Victoria capital expenditure			67 360		

Source: Court Services Victoria

Notes:

(a) Project has a revised estimated completion date.

(b) The negative 'Other capital expenditure' figure is due to funding for Courts case management system initiative being included in the total for Court Services Victoria projects, but yet to be allocated to Court Services Victoria as it is being held in central contingency. Excluding the impact of funding held in central contingency, this amount includes capital works across the court jurisdictions and finance lease costs for motor vehicles.

Completed projects

Estimated to be completed after publication date and before 30 June 2017

Assessment and Referral Court (Melbourne)

Ice Action Plan – Expansion of the Drug Court of Victoria (Melbourne)

Video Conferencing (statewide)

Source: Court Services Victoria

METROPOLITAN FIRE AND EMERGENCY SERVICES BOARD

New projects

(\$ thousand)

	<i>Total estimated investment</i>	<i>Estimated expenditure to 30.06.2017</i>	<i>Estimated expenditure 2017-18</i>	<i>Remaining expenditure</i>	<i>Estimated completion date</i>
Computer equipment and software upgrade/replacement 2017-18 (metropolitan various)	9 853	..	7 988	1 865	qtr 4 2018-19
Station alteration and major maintenance 2017-18 (metropolitan various)	4 741	..	4 741	..	qtr 4 2017-18
Urban Search and Rescue equipment replacement (metropolitan various)	438	..	438	..	qtr 4 2017-18
Vehicles – Fire fighting appliance replacement (metropolitan various)	6 010	..	2 415	3 595	qtr 4 2018-19
Vehicles – Fire fighting appliance upgrade 2017-18 (metropolitan various)	1 235	..	1 235	..	qtr 4 2017-18
Vehicles – Passenger car and light commercial upgrade/replacement 2017-18 (metropolitan various)	2 700	..	2 700	..	qtr 4 2017-18
All remaining projects with a TEI less than \$250 000	168	..	168	..	qtr 4 2017-18
Total new projects	25 145	..	19 685	5 460	

Source: Metropolitan Fire and Emergency Services Board

Existing projects

(\$ thousand)

	Total estimated investment	Estimated expenditure to 30.06.2017	Estimated expenditure 2017-18	Remaining expenditure	Estimated completion date
Box Hill Fire Station – construction (Box Hill) ^(a)	7 500	369	..	7 131	qtr 2 2019-20
Computer equipment and software upgrade/replacement 2016-17 (metropolitan various) ^(b)	10 503	9 859	..	644	qtr 2 2018-19
Derrimut Fire Station – construction (Derrimut) ^(c)	8 025	651	..	7 374	qtr 4 2019-20
Enhanced Forced Entry Tool (metropolitan various) ^(e)	2 100	941	1 159	..	qtr 4 2017-18
ERP Implementation Project (metropolitan various) ^(d)	28 117	7 817	9 700	10 600	qtr 2 2018-19
Glen Iris Fire Station – Construction Rebuild ^(f) (Glen Iris)	6 500	3 000	3 500	..	qtr 4 2017-18
Laverton Fire Station – construction (Laverton)	6 988	3 035	3 953	..	qtr 2 2017-18
Replacement of respiratory protection equipment (statewide) ^(g)	3 402	1 302	2 100	..	qtr 4 2017-18
Station alteration and major maintenance 2016-17 (metropolitan various) ^(h)	6 149	3 223	2 926	..	qtr 2 2017-18
Vehicles – Fire fighting appliance replacement (metropolitan various) ⁽ⁱ⁾	23 001	14 335	8 666	..	qtr 2 2017-18
Yarraville Fire Station – land purchase (Yarraville)	3 088	3 088	qtr 4 2018-19
Total existing projects	105 373	44 532	32 004	28 837	
Total Metropolitan Fire and Emergency Services Board projects	130 518	44 532	51 689	34 297	

Source: Metropolitan Fire and Emergency Services Board

Notes:

- (a) Cash flow and timing has been revised in line with the revised project schedule.
- (b) The estimated completion date has been extended to quarter 2, 2018-19. Cash flow has been revised in line with the revised project schedule.
- (c) Cash flow and timing has been revised in line with the revised project schedule.
- (d) Project was approved after the publication of Budget Paper No. 4 last year.
- (e) Budget currently not allocated for 2017-18 but cash flow will be revised in line with the revised project schedule.
- (f) Project was approved after the publication of Budget Paper No. 4 last year. The Glen Iris Fire Station construction project has been closed. The structural defects identified has necessitated a rebuild.
- (g) Cash flow and timing has been revised in line with a revised project schedule.
- (h) The estimated completion date has been extended to quarter 2, 2017-18. Cash flow has been revised in line with the revised project schedule.
- (i) TEI has been revised to reflect multi-year expenditure. Vehicles – fire fighting appliance upgrade/replacement 2016-17 has now been closed and replaced by this project.

Completed projects

Glen Iris Fire Station – construction (Glen Iris)

Estimated to be completed after publication date and before 30 June 2017

All remaining projects with a TEI less than \$250 000

Marine Capability Sustainment (metropolitan various)

Vehicles – Fire fighting appliance upgrade 2016-17 (metropolitan various)

Vehicles – Passenger car and light commercial upgrade/replacement 2016-17 (metropolitan various)

Source: Metropolitan Fire and Emergency Services Board

CHAPTER 3 – PUBLIC NON-FINANCIAL CORPORATIONS CAPITAL PROGRAM 2017-18

BARWON REGION WATER CORPORATION

New projects

(\$ thousand)

	<i>Total estimated investment</i>	<i>Estimated expenditure to 30.06.2017</i>	<i>Estimated expenditure 2017-18</i>	<i>Remaining expenditure</i>	<i>Estimated completion date</i>
Other works and services – corporate (Barwon region)	54 975	..	1 838	53 137	various
Recycled water (Barwon region)	2 630	2 630	various
Sewer collection – main sewers (Barwon region)	4 064	1 530	2 534	..	various
Sewer collection – water reclamation and disposal (Barwon region)	33 469	701	4 850	27 918	various
Water supply – headworks (Barwon region)	16 953	..	1 502	15 451	various
Water supply – transfer and major distribution systems (Barwon region)	5 707	25	617	5 065	various
Water supply – treatment and quality improvements (Barwon region)	1 704	..	35	1 669	various
All remaining projects with a TEI less than \$1 million	954	63	571	320	various
Total new projects	120 456	2 319	11 947	106 190	

Source: Barwon Region Water Corporation

Existing projects

(\$ thousand)

	<i>Total estimated investment</i>	<i>Estimated expenditure to 30.06.2017</i>	<i>Estimated expenditure 2017-18</i>	<i>Remaining expenditure</i>	<i>Estimated completion date</i>
Other works and services – corporate (Barwon region)	141 957	42 796	22 222	76 939	various
Recycled water (Barwon region)	37 528	5 164	1 697	30 667	various
Sewer collection – main sewers (Barwon region)	109 035	24 110	7 625	77 300	various
Sewer collection – reticulation and other works (Barwon region)	122 222	33 092	7 688	81 442	various
Sewer collection – water reclamation and disposal (Barwon region)	74 093	13 001	7 069	54 023	various
Water supply – headworks (Barwon region)	73 025	5 301	5 170	62 554	various
Water supply – reticulation systems (Barwon region)	141 829	38 814	7 064	95 951	various
Water supply – transfer and major distribution systems (Barwon region)	126 056	15 716	5 918	104 422	various
Water supply – treatment and quality improvements (Barwon region)	34 522	4 455	2 406	27 661	various
All remaining projects with a TEI less than \$1 million	261	..	239	22	various
Total existing projects	860 528	182 449	67 098	610 981	
Total Barwon Region Water Corporation projects	980 984	184 768	79 045	717 171	

Source: Barwon Region Water Corporation

Completed projects

Other works and services – corporate (Barwon region)
Recycled water (Barwon region)
Sewer collection – main sewers (Barwon region)
Sewer collection – reticulation and other works (Barwon region)
Sewer collection – water reclamation and disposal (Barwon region)
Water supply – headworks (Barwon region)
Water supply – reticulation systems (Barwon region)
Water supply – transfer and major distribution systems (Barwon region)
Water supply – treatment and quality improvements (Barwon region)

Source: Barwon Region Water Corporation

CEMETERIES

New projects

(\$ thousand)

	Total estimated investment	Estimated expenditure to 30.06.2017	Estimated expenditure 2017-18	Remaining expenditure	Estimated completion date
All remaining projects with a TEI of less than \$1 million	901	..	901	..	qtr 4 2017-18
Total new projects	901	..	901	..	

Source: Cemeteries

Existing projects

(\$ thousand)

	Total estimated investment	Estimated expenditure to 30.06.2017	Estimated expenditure 2017-18	Remaining expenditure	Estimated completion date
Ely Court development (Keilor)	15 819	5 251	1 500	9 068	qtr 4 2020-21
Geelong Cemeteries Trust – construction of mausoleum stage 3 (Geelong)	1 500	..	750	750	qtr 4 2018-19
Melbourne General Cemetery mausoleum (Melbourne)	9 650	..	9 650	..	qtr 4 2017-18
Northern Memorial Park expansion project (Fawkner)	40 031	1 031	9 000	30 000	qtr 4 2021-22
All remaining projects with a TEI of less than \$1 million	150	130	..	20	qtr 1 2018-19
Total existing projects	67 150	6 412	20 900	39 838	
Total Cemeteries projects	68 051	6 412	21 801	39 838	

Source: Cemeteries

Completed projects

Padre Pio 2 – mausoleum (Springvale)

Estimated to be completed after publication date and before 30 June 2017

Fawkner outdoor mausoleum stage 4 (Fawkner)

Source: Cemeteries

CENTRAL GIPPSLAND REGION WATER CORPORATION

New projects

(\$ thousand)

	<i>Total estimated investment</i>	<i>Estimated expenditure to 30.06.2017</i>	<i>Estimated expenditure 2017-18</i>	<i>Remaining expenditure</i>	<i>Estimated completion date</i>
Churchill outfall sewer pump station emergency storage (Churchill)	2 655	..	519	2 136	qtr 4 2019-20
Convert Sale sewer pump station 2 to underground (Sale)	1 141	1 141	qtr 4 2021-22
Coongulla water – Heyfield interconnector (Coongulla)	3 516	3 516	qtr 4 2023-24
Electrical switchboard upgrades (regional various)	2 516	88	104	2 324	ongoing
Fire suppression for major facilities in high risk bushfire areas (regional various)	1 279	..	104	1 175	various
Maffra waste water treatment plant lagoon 1 desludge (Maffra)	1 802	1 802	qtr 4 2023-24
Maffra water treatment plant chemical systems upgrade (Maffra)	1 141	1 141	qtr 4 2021-22
Mirboo North water rising main replacement (Mirboo North)	1 086	1 086	qtr 4 2019-20
Moe sewer – Yarragon township sewer pump station rising main and pump station capacity upgrade (Yarragon)	5 849	5 849	qtr 4 2025-26
Moe water – Newborough treated water pump station upgrade (Newborough)	1 143	1 143	qtr 4 2022-23
Morwell – Holmes Road/McDonald Road sewer augmentation (Morwell)	1 032	1 032	qtr 4 2024-25
Rawson water – distribution main from water treatment plant to Parkers Corner pressure reducing valve (Rawson)	1 720	1 720	qtr 4 2024-25
Regional outfall sewer channel relining improvement works (regional various)	1 673	1 673	various
Sale waste water treatment plant capacity upgrade (Sale)	1 169	1 169	qtr 4 2022-23
Saline waste outfall pipeline 5.5km stage 3 to South Gippsland Highway (regional various)	5 011	64	3 634	1 313	qtr 4 2018-19
Soil organic recycling facility asbestos landfill (Dutson)	1 059	..	208	851	qtr 4 2018-19
Soil organic recycling facility machinery renewal program (Dutson)	6 466	..	458	6 008	various

	<i>Total estimated investment</i>	<i>Estimated expenditure to 30.06.2017</i>	<i>Estimated expenditure 2017-18</i>	<i>Remaining expenditure</i>	<i>Estimated completion date</i>
Soil organic recycling facility overland conveyor and fixed trommel screen (Dutson)	2 002	2 002	qtr 4 2021-22
Stratford sewer Hobson Street emergency storage (Stratford)	1 228	1 228	qtr 4 2024-25
Traralgon Peterkin Street sewer pump station capacity upgrade (Traralgon)	2 177	2 177	qtr 4 2020-21
Traralgon office complex building improvements (Traralgon)	3 189	3 189	qtr 4 2024-25
Traralgon water – connect Traralgon and Morwell water networks (study) (Traralgon)	1 754	1 754	qtr 4 2022-23
Tyers water treatment plant – sludge handling upgrade (Tyers)	2 287	2 287	qtr 4 2022-23
Warragul Drouin water capacity upgrade of 450 mm spine main between Tyssen treated water pump station and Lillico Road (Warragul)	4 556	4 556	qtr 4 2025-26
Warragul sewer – desludge lagoons (Warragul)	1 597	1 597	qtr 4 2018-19
Warragul water treatment plant – increase size of sewer line from sludge lagoon to sewer system (Warragul)	1 351	1 351	qtr 4 2024-25
All remaining new projects with a TEI less than \$1 million	32 935	1 558	696	30 681	various
Total new projects	93 334	1 710	5 723	85 901	

Source: Central Gippsland Region Water Corporation

Existing projects

(\$ thousand)

	<i>Total estimated investment</i>	<i>Estimated expenditure to 30.06.2017</i>	<i>Estimated expenditure 2017-18</i>	<i>Remaining expenditure</i>	<i>Estimated completion date</i>
Agricultural minor works (regional various)	1 854	95	97	1 662	ongoing
Ancillary capital equipment (regional various)	1 285	96	260	929	ongoing
Bulk waste water capital projects (regional various)	10 176	691	903	8 582	ongoing
Bulk water capital projects (regional various)	7 156	633	537	5 986	ongoing
Communications infrastructure (regional various)	2 566	209	237	2 120	ongoing
Continued software development of supervisory control and data acquisition (SCADA) (regional various)	2 382	50	231	2 101	ongoing
Customer information and billing system (regional various)	2 377	239	1 878	260	ongoing
Customer meter replacements (regional various)	5 010	317	352	4 341	ongoing
Drouin sewerage outfall augmentation (Drouin)	2 473	2 369	104	..	qtr 4 2017-18
Drouin waste water treatment plant upgrade (Drouin) ^(a)	33 304	4 143	519	28 642	qtr 4 2021-22
Drouin water – basin cover replacement (Drouin)	1 105	67	1 038	..	qtr 4 2017-18
Drouin water booster pumps (Drouin)	2 604	2 604	qtr 4 2017-18
Fleet – agribusiness tractors combine harvester (Dutson Downs)	2 996	..	287	2 709	various
Fleet purchases (regional various)	23 982	1 311	2 090	20 581	ongoing
Gippsland water factory membrane replacement program (Morwell)	13 875	1 037	321	12 517	ongoing
Gippsland water factory minor improvement works (Morwell)	13 437	993	1 345	11 099	ongoing
Information technology infrastructure (regional various)	2 663	248	243	2 172	ongoing
Loch Sport sewer (Loch Sport)	40 756	40 652	104	..	qtr 4 2017-18
Major customer meter replacements (regional various)	1 149	103	105	941	ongoing
Moe water treatment plant – basin liners and covers (Moe)	1 452	153	1 246	53	qtr 4 2018-19
Moe water treatment plant – reconfiguration of control room Upgrade (Moe)	3 095	68	..	3 027	qtr 4 2020-21
Moondarra – Pine Gully dam safety remediation works (Moondarra) ^(c)	1 683	1 683	various
Moondarra – Buckleys Hill – Australian National Committee of Large Dams remediation works stage 1 (Morwell)	6 175	6 175	qtr 4 2022-23

	<i>Total estimated investment</i>	<i>Estimated expenditure to 30.06.2017</i>	<i>Estimated expenditure 2017-18</i>	<i>Remaining expenditure</i>	<i>Estimated completion date</i>
Moondarra – replace the pre-stressed concrete pipework through Tyers river conduit tunnels (Moondarra)	1 179	660	519	..	qtr 4 2017-18
Morwell sewer – reconfiguration of Crinigan Road sewer pump station rising main (Morwell)	1 165	1 144	21	..	qtr 4 2017-18
Morwell water – Buckleys Basin and water treatment plant land acquisition and new Buckleys Basin (Morwell)	1 140	1 140	qtr 4 2019-20
Regional outfall sewer creek crossings (regional various)	1 196	847	349	..	qtr 4 2017-18
Regional outfall sewer fittings (regional various)	1 310	1 206	104	..	qtr 4 2017-18
Replace pressure sewer pumps components (Seaspray, Coongulla and Loch Sport)	5 937	255	361	5 321	ongoing
Reticulation renewals (regional various) ^(c)	18 423	1 585	1 038	15 800	ongoing
SCADA asset upgrade program (regional various)	7 632	1 678	1 471	4 483	ongoing
Sale sewer – No. 1 rising main upgrade across Sale common (Sale)	1 141	1 141	qtr 4 2021-22
Sale sewer outfall sewer pump station and land acquisition (Sale)	7 439	1 260	311	5 868	qtr 4 2019-20
Sale water reticulation renewals (Sale)	1 786	187	1 599	..	qtr 4 2017-18
Second supply to Drouin from Warragul water treatment plant (Drouin) ^(a)	6 711	6 711	qtr 4 2023-24
Sewer pump station mechanical and electrical (regional various)	8 635	830	737	7 068	ongoing
Sewer reticulation customer charter initiative – minor capital projects (regional various)	5 165	360	443	4 362	ongoing
Sewer reticulation upgrades – all systems (regional various)	14 341	1 097	975	12 269	ongoing
Sewer trunk main renewals program (regional various) ^(d)	10 060	..	21	10 039	various
Shared asset projects (regional various)	26 340	1 340	2 711	22 289	ongoing
Software upgrade (regional various)	6 790	177	235	6 378	ongoing
Soil organic recycling facility site and amenities (Dutson) ^(b)	1 211	110	..	1 101	various
Soil organic recycling facility waste treatment (Dutson) ^(b)	1 757	..	571	1 186	qtr 4 2019-20
Trafalgar Eight Mile Road sewer pump station and rising main (Trafalgar) ^(b)	9 594	9 594	qtr 4 2021-22
Traralgon Swallow Grove and Grubb Avenue sewer augmentation (Traralgon) ^(b)	2 580	2 507	73	..	qtr 4 2017-18

	<i>Total estimated investment</i>	<i>Estimated expenditure to 30.06.2017</i>	<i>Estimated expenditure 2017-18</i>	<i>Remaining expenditure</i>	<i>Estimated completion date</i>
Tyers water – replace cover of Rosedale service basin (Rosedale) ^(b)	1 054	1 054	qtr 4 2020-21
Tyers water – replace section of raw water main near Wirilda Park (Tyers) ^(b)	1 718	1 666	52	..	qtr 4 2017-18
Tyers water treatment plant – basin liners and covers (Tyers)	1 054	1 054	qtr 4 2020-21
Unplanned plant failures for waste water (e.g. pumps, instruments, plant components) (regional various)	10 333	724	709	8 900	various
Warragul – Moe water supply interconnect – (water supply and demand strategy action 6) (Warragul)	10 027	2 446	1 579	6 002	qtr 4 2018-19
Warragul sewer – North East augmentation (Warragul)	2 997	1	..	2 996	qtr 4 2023-24
Warragul sewer – waste water treatment plant upgrade (Warragul)	8 567	8 567	qtr 4 2025-26
Warragul water – CBD distribution main bypass (Warragul)	4 406	4 406	qtr 4 2025-26
Water main renewal (Vary, Savage and Williams Streets) (Morwell) ^(b)	1 831	1 831	qtr 4 2022-23
Water quality improvement minor works (regional various)	4 271	338	311	3 622	ongoing
Water reticulation improvement minor works (regional various)	5 222	687	414	4 121	ongoing
Water treatment minor capital projects (regional various)	15 612	1 237	1 041	13 334	ongoing
Yallourn North sewer rising main replacement stage 2 (Yallourn North)	5 540	5 540	qtr 4 2025-26
All remaining existing projects with a TEI less than \$1 million ^(e)	31 900	5 894	5 428	20 578	various
Total existing projects	429 619	84 314	32 970	312 335	
Total Central Gippsland Region Water Corporation projects	522 953	86 024	38 693	398 236	

Source: Central Gippsland Region Water Corporation

Notes:

- The TEI for Drouin waste water treatment plant upgrade (Drouin) has increased compared to last year's submission due to the availability of more detailed estimates during the budget process.
- These projects from the 2016-17 Budget were included under 'All remaining new projects with a TEI less than \$1 million'. These projects have been re-forecast as having TEIs greater than \$1 million.
- Some large aggregated projects may change over time when they become disaggregated into smaller more specific projects.
- The TEI for Sewer trunk renewal program (regional various) has increased compared to last year's submission as a result of re-profiled budget expenditure.
- The following projects from the 2016-17 Budget have been re-forecast and are now included in 'All remaining projects with a TEI less than \$1 million': Corporate systems (Traralgon), Desludging program (regional various), Emerging backlog schemes water – connection upgrades (regional various), Maffra water treatment plant sludge handling system (Maffra), Meter replacement program (regional various), Morwell sewer – Polden Crescent sewer pump station upgrade (Morwell), Nilma water reticulation renewal (Nilma), Regional outfall sewer renewal program – Longford and Dutson (Longford and Dutson), Regional outfall sewer fencing (regional various), Sewer backlog program (regional various), Thorpdale water treatment plant upgrade (Thorpdale), Traralgon water – hydro turbine on inlet valve (Traralgon), Upgrade of non-water and waste infrastructure (regional various) and Yinnar sewer – Chapel Street (sewer pump station upgrade (Yinnar).

Completed projects

Estimated to be completed after publication date and before 30 June 2017

Duplicate supply main from Sale water treatment plant to town (Sale)
Hardstand improvements (Dutson)
Moe water treatment plant inlet works and pH control system (Moe)
Morwell water – twin six main replacement (Morwell)
Replacement 5km saline waste outfall sewer pipe at McGaurans (regional various)
Sale water treatment plant upgrade (Sale)
Traralgon sewer Stockdale Road sewer augmentation (Traralgon)
Yallourn North sewer – rising main replacement (Yallourn North)

Discontinued Projects^(a)

Moe water supply – replacement of Tanjil raw water pumps (Moe)
Moe waste water treatment plant phosphorus removal (Moe)
Morwell water – ridge reservoir and system improvements (Morwell)
Regional outfall sewer – renewal program (regional various)
Regional outfall sewer storage desludging (Morwell)
Sale/Fulham irrigation infrastructure (Sale)
Smart metering (regional various)
Sewer pump station renewals (regional various)
Trafalgar waste water – upgrade lagoons with dissolved air flotation filtration or sewer pump station rising main (Trafalgar)
Traralgon water – second main to Clarkes Basin (Traralgon)

Source: Central Gippsland Region Water Corporation

Note:

(a) These projects are no longer included in Central Gippsland Water's budget profile due to a project reprioritisation which occurred following the 2016-17 Budget Paper No. 4.

CENTRAL HIGHLANDS REGION WATER CORPORATION

New projects

(\$ thousand)

	<i>Total estimated investment</i>	<i>Estimated expenditure to 30.06.2017</i>	<i>Estimated expenditure 2017-18</i>	<i>Remaining expenditure</i>	<i>Estimated completion date</i>
Fleet replacement program and building maintenance (regional various)	8 682	8 682	qtr 4 2022-23
Headworks improvements – construction (regional various)	18 698	18 698	qtr 4 2022-23
Information management implementation (regional various)	2 962	2 962	qtr 4 2022-23
Land development shared assets (regional various)	6 853	6 853	qtr 4 2022-23
Sewerage collection system upgrade (regional various)	24 293	24 293	qtr 4 2022-23
Waste water reticulation replacements (regional various)	13 010	13 010	qtr 4 2022-23
Waste water treatment plant upgrades (regional various)	20 135	20 135	qtr 4 2022-23
Water meters replacement (regional various)	2 673	2 673	qtr 4 2022-23
Water network upgrades (regional various)	7 850	7 850	qtr 4 2022-23
Water reticulation replacement (regional various)	11 750	11 750	qtr 4 2022-23
Water supply (tanks) renewal (regional various)	9 853	9 853	qtr 4 2022-23
Water treatment plant upgrade (regional various)	2 400	2 400	qtr 4 2022-23
All remaining projects with a TEI less than \$1 million	19 100	19 100	qtr 4 2022-23
Total new projects	148 258	148 258	

Source: Central Highlands Region Water Corporation

Existing projects

(\$ thousand)

	<i>Total estimated investment</i>	<i>Estimated expenditure to 30.06.2017</i>	<i>Estimated expenditure 2017-18</i>	<i>Remaining expenditure</i>	<i>Estimated completion date</i>
Fleet replacement program and building maintenance (regional various)	8 842	1 893	1 824	5 125	ongoing
Headworks improvements – construction (regional various)	46 146	26 119	1 592	18 435	ongoing
Information management implementation (regional various)	12 971	7 677	1 304	3 990	ongoing
Land development shared assets (regional various)	1 485	492	308	685	ongoing
Sewerage collection system upgrade (regional various)	31 391	3 307	4 244	23 840	ongoing
Waste water reticulation and treatment scheme (regional various)	32 929	29 305	99	3 525	ongoing
Waste water reticulation replacements (regional various)	16 349	13 626	1 018	1 705	ongoing
Waste water treatment plant upgrades (regional various)	47 147	12 322	1 650	33 175	ongoing
Water meters replacement (regional various)	4 201	1 878	423	1 900	ongoing
Water network upgrades (regional various)	6 771	1 934	1 287	3 550	ongoing
Water quality improvement (regional various)	8 662	5 629	2 538	495	ongoing
Water reticulation replacement (regional various)	12 453	4 511	1 622	6 320	ongoing
Water supply (tanks) renewal (regional various)	12 115	444	3 161	8 510	ongoing
Water treatment plant upgrade (regional various)	12 520	9 422	733	2 365	ongoing
All remaining projects with a TEI less than \$1 million	7 153	5 482	696	975	ongoing
Total existing projects	261 135	124 041	22 499	114 595	
Total Central Highlands Region Water Corporation projects	409 393	124 041	22 499	262 853	

Source: Central Highlands Region Water Corporation

CITY WEST WATER LIMITED

New projects

(\$ thousand)

	<i>Total estimated investment</i>	<i>Estimated expenditure to 30.06.2017</i>	<i>Estimated expenditure 2017-18</i>	<i>Remaining expenditure</i>	<i>Estimated completion date</i>
Asset performance renewals – sewer (metropolitan various)	13 882	..	13 882	..	qtr 4 2017-18
Asset performance renewals – water (metropolitan various)	23 854	..	23 854	..	qtr 4 2017-18
Developer reimbursements – alternative water (metropolitan various)	2 165	..	2 165	..	qtr 4 2017-18
Developer reimbursements – sewer (metropolitan various)	11 431	..	11 431	..	qtr 4 2017-18
Developer reimbursements – water (metropolitan various)	3 580	..	3 580	..	qtr 4 2017-18
Facility works (Altona)	5 327	..	5 327	..	qtr 4 2017-18
IT infrastructure expansion (Footscray)	4 119	..	4 119	..	qtr 4 2017-18
Operations renewals (metropolitan various)	1 062	..	1 062	..	qtr 4 2017-18
Plant and equipment (metropolitan various)	1 462	..	1 462	..	qtr 4 2017-18
Water metering (metropolitan various)	6 807	..	6 807	..	qtr 4 2017-18
Total new projects	73 689	..	73 689	..	

Source: City West Water Corporation

Existing projects

(\$ thousand)

	<i>Total estimated investment</i>	<i>Estimated expenditure to 30.06.2017</i>	<i>Estimated expenditure 2017-18</i>	<i>Remaining expenditure</i>	<i>Estimated completion date</i>
North outlet sewer – 1 (Werribee)	5 300	2 200	2 000	1 100	qtr 3 2017-18
Sanctuary Lakes stage 1 upgrade (Point Cook)	5 200	500	1 000	3 700	qtr 2 2022-23
Software upgrade program (Footscray)	114 200	60 000	27 100	27 100	qtr 4 2018-19
Spencer Street sewer augmentation (Melbourne) ^(a)	28 500	2 000	13 250	13 250	qtr 1 2018-19
Werribee West growth works (Werribee)	182 372	157 000	25 372	..	qtr 4 2017-18
Total existing projects	335 572	221 700	68 722	45 150	
Total City West Water Limited projects	409 261	221 700	142 411	45 150	

Source: City West Water Corporation

Note:

(a) These projects were approved following the 2016-17 Budget, and were therefore not included in the 2016-17 Budget Paper No. 4.

Completed projects

Arrow technology upgrade (Footscray) ^(a)
 IT infrastructure expansion (Footscray) ^(a)
 Water main renewal Grattan Street (North Melbourne)
 Water main renewal (Essendon)

Estimated to be completed after publication date and before 30 June 2017

Contact centre uplift (Footscray) ^(a)
 Developer sewer reticulation works 2017 (Werribee)
 Developer water reticulation works 2017 (Werribee)
 Industrials supply water main (Derrimut)

Source: City West Water Corporation

Note:

(a) These projects were approved following the 2016-17 Budget, and were therefore not included in the 2016-17 Budget Paper No. 4.

COLIBAN REGION WATER CORPORATION

New projects

(\$ thousand)

	<i>Total estimated investment</i>	<i>Estimated expenditure to 30.06.2017</i>	<i>Estimated expenditure 2017-18</i>	<i>Remaining expenditure</i>	<i>Estimated completion date</i>
Investigations (regional various)	729	134	500	95	ongoing
All remaining projects with a TEI less than \$1 million	4 667	357	1 640	2 670	ongoing
Total new projects	5 397	491	2 140	2 765	

Source: Coliban Region Water Corporation

Existing projects

(\$ thousand)

	<i>Total estimated investment</i>	<i>Estimated expenditure to 30.06.2017</i>	<i>Estimated expenditure 2017-18</i>	<i>Remaining expenditure</i>	<i>Estimated completion date</i>
Asset management system enhancements and data (regional various) ^(a)	5 548	220	242	5 086	ongoing
Billing, customer, stakeholder management system (regional various) ^(b)	2 157	440	800	916	qtr 4 2018-19
Coliban main channel renewals works (regional various) ^(c)	4 542	1 629	1 000	1 912	qtr 4 2017-18
Coliban system southern water security (regional various) ^(d)	1 184	710	..	474	qtr 4 2027-28
Duplication of water main along Midland Highway (Bendigo) ^(b)	3 000	3 000	qtr 4 2021-22
Echuca West tanks (Echuca) ^(b)	4 237	20	..	4 217	qtr 4 2019-20
Geographic information system (regional various) ^(a)	2 742	159	177	2 407	ongoing
Heathcote backlog sewerage scheme (Heathcote) ^(e)	2 668	163	1 479	1 026	qtr 2 2017-18
Inflow and infiltration (regional various) ^(a)	1 143	121	222	800	ongoing
Investigations (regional various) ^(f)	32 073	2 799	1 444	27 829	ongoing
Land management (regional various) ^(a)	2 864	461	648	1 755	ongoing
Maiden Gully and Marong – booster chlorinator and tank temporary solution (Maiden Gully/Marong) ^(c)	6 432	6 432	qtr 4 2019-20
Occupational health and safety remedial works program (regional various) ^(a)	2 118	449	1 000	670	ongoing
Odour mitigation – Anstruther Street and Terricks Road sewer pump stations (Echuca) ^(c)	1 634	95	1 492	47	qtr 4 2017-18
Planned corrective and reactive maintenance (regional various) ^(a)	9 380	1 100	1 000	7 280	ongoing
Residential water meter replacement (regional various) ^(a)	7 709	677	877	6 156	ongoing
Rural customer metering (regional various) ^(c)	1 157	80	1 000	77	ongoing
Rural system reconfiguration (Poverty Gully) ^(g)	1 258	50	306	901	qtr 4 2019-20
Security of supply tank (Rochester) ^(b)	1 530	1 530	qtr 4 2020-21
Sewer main renewals (regional various) ^(b)	8 840	1 857	616	6 367	ongoing
Sewer network augmentation plans (regional various) ^(c)	1 993	806	..	1 187	ongoing

	<i>Total estimated investment</i>	<i>Estimated expenditure to 30.06.2017</i>	<i>Estimated expenditure 2017-18</i>	<i>Remaining expenditure</i>	<i>Estimated completion date</i>
Sewer pumping station renewals (regional various) ^(a)	5 564	220	600	4 744	ongoing
Strathfieldsaye East outfall pump station, rising main and gravity sewer (Bendigo) ^(h)	1 150	150	1 000	..	qtr 4 2017-18
Strathfieldsaye water main duplication (Bendigo) ^(b)	1 266	1 266	qtr 4 2019-20
Superpipe (regional various) ^(e)	1 772	10	20	1 742	ongoing
Supervisory control and data acquisition (SCADA) hardware (regional various) ^(a)	2 533	1	150	2 383	ongoing
Supervisory control and data acquisition (SCADA) security (regional various) ^(a)	2 061	140	17	1 905	ongoing
Vehicle renewals (regional various) ^(a)	1 465	185	158	1 123	ongoing
Water main renewals (regional various) ^(a)	8 382	481	1 021	6 880	ongoing
Water reclamation plant maintenance (regional various) ^(a)	4 239	143	150	3 946	ongoing
Water reclamation plant upgrade stage 2 (Castlemaine) ⁽ⁱ⁾	13 530	13 530	qtr 4 2021-22
Water treatment plant granular activated carbon (GAC) improvement (Echuca/Cohuna) ^(c)	3 685	20	..	3 664	qtr 4 2021-22
Water treatment plant maintenance (regional various) ^(c)	1 435	404	650	381	ongoing
All remaining projects with a TEI less than \$1 million ^(f)	39 914	7 435	6 091	26 389	ongoing
Total existing projects	191 207	21 025	22 160	148 022	
Total Coliban Region Water Corporation projects	196 604	21 517	24 300	150 787	

Source: Coliban Region Water Corporation

Notes:

(a) Future years added to program.

(b) These projects were included in 'Investigations' in the 2016-17 Budget Paper No.4.

(c) Cash flow has been revised in line with a revised project schedule.

(d) Revised cost estimate due to timing delays. Project now deferred until 2028.

(e) Cash flow has been revised in line with a revised project schedule. Future years funding has been included.

(f) The presentation of projects may change from year to year as from time to time projects are aggregated, or disaggregated from a larger or more generic project.

(g) Revised cost estimate based on final business case.

(h) Tender price lower than estimated.

(i) These projects were included in the 2016-17 Budget Paper No.4 under 'All remaining projects with a TEI less than \$1 million.'

Completed projects

IT improvements (regional various) ^(a)

Rebuild Cohuna water reclamation plant (Cohuna) ^(a)

Rural system reconfiguration (Harcourt)

Wet weather storage (Marong/Huntly/Epsom) ^(a)

Estimated to be completed after publication date and before 30 June 2017

Allen Street sewer pump station – replacement rising main (Bendigo) ^(a)

Bridgewater and Laanecoorie water treatment plant upgrade and replacement (Bridgewater/Laanecoorie) ^(a)

Hazeldenes pipeline (Bendigo) ^(b)

Hopkins Avenue land purchase (Bendigo) ^(b)

Korong Vale water treatment plant solar installation (Korong Vale) ^(b)

Lauriston Reservoir lightning protection (regional various) ^(a)

Marong sewer augmentation (Bendigo) ^(b)

Reckleben Street backlog sewer (Castlemaine) ^(b)

Telephone system upgrade (regional various) ^(b)

Water network hydraulic models (regional various) ^(a)

Source: Coliban Region Water Corporation

Notes:

(a) Project completed under budget.

(b) These projects were included in the 2016-17 Budget under 'All remaining projects with a TEI less than \$1 million'.

DEVELOPMENT VICTORIA (FORMERLY PLACES VICTORIA)

Existing projects ^(a)

(\$ thousand)

	<i>Total estimated investment</i>	<i>Estimated expenditure to 30.06.2017</i>	<i>Estimated expenditure 2017-18</i>	<i>Remaining expenditure</i>	<i>Estimated completion date</i>
IT expenditure (Melbourne)	3 500	..	1 000	2 500	qtr 4 2022-23
Project Information Management System (PIMS) (Melbourne)	1 000	700	300	..	qtr 2 2017-18
Ron Barassi Senior Park stage 2 (Docklands)	12 250	50	250	11 950	qtr 4 2019-20
Total existing projects	16 750	750	1 550	14 450	
Total Development Victoria projects	16 750	750	1 550	14 450	

Source: Development Victoria

Note:

(a) Projects are subject to ongoing review which can lead to variations to the TEI from year to year.

Completed projects

Harbour Esplanade redevelopment stage 2 (Docklands)
<i>Estimated to be completed after publication date and before 30 June 2017</i>
Relocation of head office (Melbourne)

Source: Development Victoria

DIRECTOR OF HOUSING

New projects

(\$ thousand)

	<i>Total estimated investment</i>	<i>Estimated expenditure to 30.06.2017</i>	<i>Estimated expenditure 2017-18</i>	<i>Remaining expenditure</i>	<i>Estimated completion date</i>
Acquisition of 16 units in South Division (statewide)	5 596	3 605	1 991	..	qtr 4 2017-18
Acquisition of 38 units in North Division (statewide)	8 570	943	7 627	..	qtr 4 2017-18
Acquisition of 10 units in South Division (statewide) ^(a)	5 280	1 380	3 900	..	qtr 4 2019-20
Acquisition of 20 units in West Division (statewide)	4 520	1 258	3 262	..	qtr 4 2017-18
Flemington estate redevelopment (Flemington)	36 000	..	6 475	29 525	qtr 4 2019-20
High rise upgrade in Metro (metropolitan various)	26 000	..	26 000	..	qtr 4 2017-18
Long term housing (statewide)	48 000	..	48 000	..	qtr 4 2017-18
Markham Avenue estate redevelopment (Ashburton)	23 380	1 430	13 860	8 090	qtr 4 2018-19
Public housing renewal program (statewide) ^(b)	185 000	5 000	60 000	120 000	ongoing
Rooming house upgrades (statewide)	10 000	..	10 000	..	qtr 4 2017-18
Towards Home program (statewide)	5 500	1 100	4 400	..	qtr 4 2017-18
All remaining projects with a TEI of less than \$1 million	111 176	..	111 176	..	qtr 4 2017-18
Total new projects	469 022	14 716	296 691	157 615	

Source: Director of Housing (PNFC)

Notes:

(a) The project is experiencing delays due to a lack of suitable sites.

(b) The final budget and cashflow will be available following execution of a project development agreement with the private sector. This is anticipated to be executed by March 2018.

Existing projects ^(a)

(\$ thousand)

	Total estimated investment	Estimated expenditure to 30.06.2017	Estimated expenditure 2017-18	Remaining expenditure	Estimated completion date
Acquisition (statewide) ^(b)	21 500	1 500	19 000	1 000	qtr 4 2018-19
Carlton redevelopment – 246 units/sites (North-West metro)	146 401	143 966	2 348	87	qtr 4 2018-19
Communal Family Violence Refuges – replacement and growth program (statewide)	15 000	2 960	12 040	..	qtr 4 2017-18
Efficient Government Building (statewide)	13 386	4 659	6 368	2 359	qtr 4 2018-19
Heidelberg redevelopment – 600 units/sites (Heidelberg)	160 000	63 214	20 582	76 204	qtr 4 2022-23
Norlane redevelopment – 164 units/ sites (Norlane)	43 240	39 982	3 258	..	qtr 4 2017-18
Rooming Houses upgrade program (metropolitan various) ^(c)	12 273	3 286	8 987	..	qtr 4 2017-18
Westmeadows redevelopment – 144 units/sites (Westmeadows)	71 803	47 796	9 100	14 907	qtr 4 2019-20
Total existing projects	483 603	307 363	81 683	94 557	
Total Director of Housing (PNFC) projects	952 625	322 079	378 374	252 172	

Source: Director of Housing (PNFC)

Notes:

- (a) The projects Accommodation for the homeless (statewide) and Rapid Housing Fund (statewide) which were reported under New projects in the 2016-17 Budget Paper No. 4 have since had all associated funding repurposed as a grant to housing agencies who are now delivering the projects. In addition \$150.977 million in projects captured under All remaining projects with a TEI less than \$1 million which were reported under New projects in the 2016-17 Budget Paper No. 4, \$44.7 million of which has been repurposed as output funding and re-allocated to new priority projects in 2017-18. The remaining relates to smaller projects which have since been completed.
- (b) The project TEI has been increased from \$20 million to \$21.500 million due to changes in the project scope.
- (c) The project TEI has been increased from \$10 million to \$12.273 million due to changes in the project scope.

Completed projects

Estimated to be completed after publication date and before 30 June 2017

- Acquisition/redevelopment of 19 units in South Division (statewide)
- Acquisition/redevelopment of 4 units in East Division (statewide)
- Acquisition/redevelopment of 4 units in North Division (statewide)
- Acquisition/redevelopment of 6 units North Division (statewide)

Source: Director of Housing (PNFC)

EAST GIPPSLAND REGION WATER CORPORATION

New projects

(\$ thousand)

	Total estimated investment	Estimated expenditure to 30.06.2017	Estimated expenditure 2017-18	Remaining expenditure	Estimated completion date
All remaining projects with a TEI less than \$1 million	978	..	978	..	qtr 4 2018-19
Total new projects	978	..	978	..	

Source: East Gippsland Region Water Corporation

Existing projects

(\$ thousand)

	Total estimated investment	Estimated expenditure to 30.06.2017	Estimated expenditure 2017-18	Remaining expenditure	Estimated completion date
Bairnsdale waste water treatment flow balancing upgrade (Bairnsdale)	1 918	152	1 700	66	qtr 4 2017-18
Developer financed works – wastewater (regional various)	8 379	7 498	881	..	qtr 4 2025-26
Developer financed works – water (regional various)	6 369	5 708	661	..	qtr 4 2025-26
Mitchell water master plan – Wy Yung Basin tank or liner (Bairnsdale) ^(a)	10 000	300	2 000	7 700	qtr 4 2018-19
All remaining projects with a TEI less than \$1 million	8 022	150	7 822	50	qtr 4 2018-19
Total existing projects	34 688	13 808	13 064	7 816	
Total East Gippsland Region Water Corporation projects	35 666	13 808	14 042	7 816	

Source: East Gippsland Region Water Corporation

Note:

(a) This project was approved after 30 June 2016 and was therefore not included in the 2016-17 Budget Paper No. 4.

Completed projects

Estimated to be completed after publication date and before 30 June 2017

Marine Parade sewage pumping station upgrade and new rising main (Lakes Entrance)

Source: East Gippsland Region Water Corporation

GIPPSLAND AND SOUTHERN RURAL WATER CORPORATION

New projects

(\$ thousand)

	<i>Total estimated investment</i>	<i>Estimated expenditure to 30.06.2017</i>	<i>Estimated expenditure 2017-18</i>	<i>Remaining expenditure</i>	<i>Estimated completion date</i>
Bacchus Marsh Irrigation District modernisation (Bacchus Marsh)	12 373	1 209	2 871	8 293	ongoing
MID 2030: modernising the Macalister Irrigation District Phase 1B (Gippsland)	60 000	3 480	16 470	40 050	ongoing
Werribee Irrigation District modernisation (Werribee)	31 320	2 550	7 290	21 480	ongoing
All remaining projects with a TEI less than \$1 million	22 745	840	3 166	18 739	ongoing
Total new projects	126 438	8 079	29 797	88 562	

Source: Gippsland and Southern Rural Water Corporation

Existing projects ^(a)

(\$ thousand)

	<i>Total estimated investment</i>	<i>Estimated expenditure to 30.06.2017</i>	<i>Estimated expenditure 2017-18</i>	<i>Remaining expenditure</i>	<i>Estimated completion date</i>
All remaining projects with a TEI less than \$1 million	28 190	10 551	4 288	13 351	ongoing
Total existing projects	28 190	10 551	4 288	13 351	
Total Gippsland and Southern Rural Water Corporation projects	154 628	18 630	34 085	101 913	

Source: Gippsland and Southern Rural Water Corporation

Note:

(a) Projects are subject to ongoing review which can lead to variations to the TEI from year to year.

Completed projects

Estimated to be completed after publication date and before 30 June 2017

MID 2030: modernising the Macalister Irrigation District Phase 1A (Gippsland)
Werribee Irrigation District pipeline 4/1 (Werribee)

Source: Gippsland and Southern Rural Water Corporation

GOULBURN-MURRAY RURAL WATER CORPORATION

New projects

(\$ thousand)

	<i>Total estimated investment</i>	<i>Estimated expenditure to 30.06.2017</i>	<i>Estimated expenditure 2017-18</i>	<i>Remaining expenditure</i>	<i>Estimated completion date</i>
Cairn Curran outlet works upgrade stage 2 electrical (Cairn Curran)	1 850	621	1 229	..	qtr 4 2017-18
All remaining projects with a TEI less than \$1 million	14 058	..	14 058	..	qtr 4 2017-18
Total new projects	15 908	621	15 287	..	

Source: Goulburn-Murray Rural Water Corporation

Existing projects

(\$ thousand)

	<i>Total estimated investment</i>	<i>Estimated expenditure to 30.06.2017</i>	<i>Estimated expenditure 2017-18</i>	<i>Remaining expenditure</i>	<i>Estimated completion date</i>
Connections project (regional various)	1 015 038	775 716	130 684	108 638	qtr 2 2020-21
ICT enhancement projects (regional various)	26 785	3 918	4 055	18 812	qtr 4 2022-23
Lake Buffalo hoist upgrade (Myrtleford)	2 030	1 880	150	..	qtr 4 2017-18
Linear programme (regional various)	66 086	21 111	8 815	36 160	qtr 4 2022-23
Structure program (regional various)	66 491	16 349	10 742	39 400	qtr 4 2022-23
Total existing projects	1 176 430	818 974	154 446	203 010	
Total Goulburn Murray Rural Water Corporation projects	1 192 338	819 595	169 733	203 010	

Source: Goulburn-Murray Rural Water Corporation

Completed projects

Estimated to be completed after publication date and before 30 June 2017

EIL Jerusalem Creek – sewage barge (Jerusalem Creek)
 Embankment – downstream – filters and rock buttress (Tullaroop)
 GOU Jerusalem Creek Holiday Park sewerage upgrade (Jerusalem Creek)

Source: Goulburn-Murray Rural Water Corporation

GOULBURN VALLEY REGION WATER CORPORATION

New projects

(\$ thousand)

	<i>Total estimated investment</i>	<i>Estimated expenditure to 30.06.2017</i>	<i>Estimated expenditure 2017-18</i>	<i>Remaining expenditure</i>	<i>Estimated completion date</i>
Finance system upgrade (regional various)	1 200	300	900	..	qtr 4 2017-18
Microbial risk reduction (regional various)	7 615	7 615	qtr 4 2022-23
Waste management facility additional winter storage and irrigation area (Tongala)	1 900	1 900	qtr 4 2022-23
Water treatment plant upgrade (Nathalia)	10 986	100	500	10 386	qtr 4 2023-24
All remaining projects with a TEI less than \$1 million	5 150	220	1 630	3 300	various
Total new projects	26 851	620	3 030	23 201	

Source: Goulburn Valley Region Water Corporation

Existing projects

(\$ thousand)

	<i>Total estimated investment</i>	<i>Estimated expenditure to 30.06.2017</i>	<i>Estimated expenditure 2017-18</i>	<i>Remaining expenditure</i>	<i>Estimated completion date</i>
Above ground asset replacement (regional various)	13 752	600	610	12 542	ongoing
Asset acquisitions – corporate assets (regional various)	60 649	2 950	2 485	55 214	ongoing
Clear water storage augmentation (Euroa)	1 787	1 569	150	68	qtr 4 2017-18
Clear water storage augmentation (Nathalia)	2 270	750	1 339	181	qtr 4 2018-19
Clear water storage augmentation (Rushworth)	1 777	100	1 250	427	qtr 4 2018-19
Clear water storage augmentation (Shepparton)	3 470	3 470	ongoing
Councils – water and sewer (regional various)	9 839	919	435	8 485	ongoing
DN375 direct feed water main to south tank (Shepparton)	4 265	4 265	qtr 4 2021-22
DN375 water main south of Raftery Road (Shepparton)	1 770	1 770	qtr 4 2028-29
DN450 trunk water main south of Kialla Lakes Drive (Shepparton)	1 230	1 230	qtr 4 2023-24
Duplication of the Shepparton-Mooroopna transfer pipeline (Mooroopna)	6 665	6 665	qtr 4 2026-27
Fryers Street office relocation (Shepparton)	7 282	85	..	7 197	qtr 4 2030-31
Goram pipeline replacement (Euroa)	2 680	10	200	2 470	qtr 4 2021-22
Installation of fire detection and arc detection at corporation water treatment plants (regional various) ^(a)	1 170	632	329	209	qtr 4 2018-19
Landowner reticulation works – sewer (regional various)	53 700	3 700	2 400	47 600	ongoing
Landowner reticulation works – water (regional various)	35 118	1 600	1 600	31 918	ongoing
Lemnos pump station upgrade (Shepparton)	2 030	20	..	2 010	qtr 4 2028-29
McLennan Street pump station upgrade (Mooroopna)	1 855	1 855	qtr 4 2030-31
McLennan Street water main augmentation (Mooroopna)	1 790	1 790	qtr 4 2034-35
Minor infrastructure items (regional various)	6 517	290	320	5 907	ongoing
Murray Goulburn Co-operative unfluoridated water pipeline (Cobram)	3 800	2 799	100	901	qtr 4 2017-18

	<i>Total estimated investment</i>	<i>Estimated expenditure to 30.06.2017</i>	<i>Estimated expenditure 2017-18</i>	<i>Remaining expenditure</i>	<i>Estimated completion date</i>
Non-revenue bulk flow meters upgrade and replacement (regional various)	3 004	122	85	2 797	ongoing
Outfall rising main replacement (Shepparton)	6 905	80	2 000	4 825	qtr 4 2019-20
Pipeline construction (Broadford/Kilmore)	16 925	16 925	qtr 4 2027-28
Pyalong – Tooborac to Pyalong pipeline (Pyalong)	3 260	3 260	qtr 4 2024-25
Raw water pump station augmentation (Shepparton)	6 170	..	20	6 150	qtr 4 2021-22
Raw water storage (Sawmill Settlement)	3 595	3 595	qtr 4 2027-28
Raw water storage augmentation (Euroa)	7 655	250	3 000	4 405	qtr 4 2018-19
Relining/replacement sewers (regional various)	66 327	1 795	1 820	62 712	ongoing
Replacement of Abbinga Reservoir (Euroa)	5 600	..	200	5 400	qtr 4 2022-23
Sewer network augmentation (Alexandra)	1 050	1 050	qtr 4 2020-21
Sewer network augmentation (Seymour)	1 328	408	5	915	qtr 4 2017-18
Sewer pump station 01 rising main replacement (Seymour)	4 500	275	..	4 225	qtr 4 2020-21
Sewer pump station 04 pump station and rising main upgrade (Nagambie)	3 222	3 222	qtr 4 2019-20
Sewer pump station 54 pump station and rising main upgrade (Shepparton)	1 025	1 025	qtr 4 2022-23
Sewer reticulation replacements (Violet Town)	2 200	50	..	2 150	qtr 4 2021-22
Sewer rising main No.1 replacement (Euroa)	2 190	55	35	2 100	qtr 4 2020-21
Sewer rising main replacements (regional various)	1 056	64	..	992	qtr 4 2019-20
Shared assets – sewer (regional various)	8 764	300	400	8 064	ongoing
Shared assets – water (regional various)	8 232	150	400	7 682	ongoing
Shepparton South tank pump station upgrade (Shepparton)	1 670	1 670	qtr 4 2021-22
South sewer pump station rising main stage 4 (Kialla Lakes)	1 620	1 620	qtr 4 2024-25
Supervisory control and data acquisition security infrastructure replacement (regional various)	10 910	10 910	qtr 4 2025-26

	<i>Total estimated investment</i>	<i>Estimated expenditure to 30.06.2017</i>	<i>Estimated expenditure 2017-18</i>	<i>Remaining expenditure</i>	<i>Estimated completion date</i>
Supply main replacement (Dookie)	1 195	1 195	qtr 4 2019-20
Switchboard replacements (regional various) ^(b)	9 804	305	760	8 739	ongoing
Waste management facility – additional winter storage stage 2 (Tatura)	4 360	2 878	791	691	qtr 4 2018-19
Waste management facility additional irrigation area (Kilmore)	1 155	1 155	qtr 4 2027-28
Waste management facility additional winter storage (Mansfield)	3 390	3 390	qtr 4 2025-26
Waste management facility high rate anaerobic lagoon additional aerators and mixers (Shepparton)	1 425	1 425	qtr 4 2024-25
Waste management facility high rate anaerobic lagoon cover replacement (Shepparton)	6 210	40	500	5 670	qtr 4 2020-21
Waste management facility inlet works upgrades (regional various)	2 512	1 810	200	502	qtr 4 2023-24
Waste management facility irrigation capacity upgrade (Broadford)	1 820	1 820	qtr 4 2027-28
Waste management facility irrigation capacity upgrade (Yea)	2 200	2 200	qtr 4 2030-31
Waste management facility lagoon 6 refurbishment (Alexandra)	1 345	1 345	qtr 4 2034-35
Waste management facility offsets project (Kilmore)	6 675	213	1 000	5 462	qtr 4 2025-26
Waste management facility offsets project (Mansfield)	4 761	80	710	3 971	qtr 4 2020-21
Waste management facility winter storage capacity upgrade (Shepparton)	1 500	1 500	qtr 4 2028-29
Waste management facility additional winter storage (Kilmore)	5 700	5 700	qtr 4 2025-26
Water mains replacement (regional various)	84 471	2 600	3 040	78 831	ongoing
Water meters (replacement) (regional various)	6 355	250	310	5 795	ongoing
Water meters stock (regional various)	2 573	120	120	2 333	ongoing
Water network augmentation stage 2 (Alexandra)	1 495	1 495	qtr 4 2022-23
Water treatment plant augmentation stage 2 (Cobram)	6 169	1 100	800	4 269	qtr 4 2024-25
Water treatment plant capacity upgrade (Shepparton)	1 300	1 300	qtr 4 2027-28
Water treatment plant capacity upgrade (Tatura)	8 000	250	4 000	3 750	qtr 4 2019-20

	<i>Total estimated investment</i>	<i>Estimated expenditure to 30.06.2017</i>	<i>Estimated expenditure 2017-18</i>	<i>Remaining expenditure</i>	<i>Estimated completion date</i>
Water treatment plant improvement works (Nagambie)	5 607	2 100	150	3 357	qtr 4 2018-19
Water treatment plant optimisation (regional various)	10 500	500	500	9 500	ongoing
Water treatment plant sludge management (Euroa)	1 088	478	370	240	qtr 4 2018-19
Water treatment plant upgrade (Broadford)	8 560	..	100	8 460	qtr 4 2020-21
Water treatment plant upgrade (Mansfield)	5 945	5 945	qtr 4 2023-24
All remaining projects with a TEI less than \$1 million ^(c)	29 369	3 030	2 118	24 221	various
Total existing projects	616 108	35 327	34 652	546 129	
Total Goulburn Valley Region Water Corporation projects	642 959	35 947	37 682	569 330	

Source: Goulburn Valley Region Water Corporation

Notes:

- (a) This project was captured under 'All remaining projects with a TEI less than \$1 million' in the 2016-17 Budget Paper No. 4 but now has a TEI greater than \$1 million.
- (b) An audit of our switchboards found that a significant amount of work is required (both maintenance and capital) to Goulburn Valley Water's switchboard assets to bring them up to an appropriate standard to ensure compliance with relevant Australian Standards, to minimise water quality and operational risk and to ensure the safety of staff. In many instances it has been prudent to replace the entire switchboard rather than perform maintenance/refurbishment works and as such expenditure for our Switchboard Replacement program has increased.
- (c) Ladder, stair and platform improvements (regional various) was listed as a separate project in the 2016-17 Budget Paper No. 4, but has since been reassessed to have a TEI of less than \$1 million.

Completed projects

Water treatment plant upgrade (Nathalia)

Estimated to be completed after publication date and before 30 June 2017

Sewer network augmentation (Kilmore)

Source: Goulburn Valley Region Water Corporation

GRAMPIANS WIMMERA MALLEE WATER CORPORATION

Existing projects

(\$ thousand)

	<i>Total estimated investment</i>	<i>Estimated expenditure to 30.06.2017</i>	<i>Estimated expenditure 2017-18</i>	<i>Remaining expenditure</i>	<i>Estimated completion date</i>
Meter replacement programs (regional various)	2 719	2 068	354	296	ongoing
Rural water supply project (South West Loddon)	80 600	7 300	73 300	..	qtr 4 2017-18
Sewer mains – replacement and other works (regional various)	12 587	3 379	4 010	5 198	ongoing
Waste water treatment plant upgrades (regional various) ^(a)	6 787	1 884	2 535	2 369	ongoing
Water mains – replacement and other works (regional various)	6 310	3 077	1 541	1 692	ongoing
Water quality upgrades (regional various) ^(b)	5 383	154	5 230	..	ongoing
Water treatment plant major infrastructure (Sea Lake) ^(a)	10 050	50	9 999	..	qtr 4 2017-18
Water treatment plant major infrastructure (regional various)	3 237	1 795	765	677	ongoing
All remaining projects with a TEI less than \$1 million	30 458	15 526	5 710	9 223	ongoing
Total existing projects	158 131	35 232	103 444	19 455	
Total Grampians Wimmera Mallee Water Corporation projects	158 131	35 232	103 444	19 455	

Source: Grampians Wimmera Mallee Water Corporation

Notes:

(a) Projects are subject to ongoing review, which can lead to variations to the TEI from year to year.

(b) Last year the project was included in Water supply system upgrades (regional various).

Completed projects

Estimated to be completed after publication date and before 30 June 2017

Regulated flow metering and structure upgrades (regional various)

Source: Grampians Wimmera Mallee Water Corporation

LOWER MURRAY URBAN AND RURAL WATER CORPORATION

New projects

(\$ thousand)

	<i>Total estimated investment</i>	<i>Estimated expenditure to 30.06.2017</i>	<i>Estimated expenditure 2017-18</i>	<i>Remaining expenditure</i>	<i>Estimated completion date</i>
Communications – central new uninterrupted power supply (Mildura)	5 000	5 000	qtr 4 2022-23
Main extension 300 diameter pipe along Fifth Street between Benetook Avenue and Koorlong Avenue (Mildura)	1 050	1 050	qtr 4 2018-19
Mildura South trunk mains (Mildura)	1 500	1 500	qtr 4 2022-23
Mildura West water treatment plant upgrade to clear SCADA (Mildura)	1 200	1 200	qtr 4 2019-20
Red Cliffs trunk mains to new standpipe storage (Red Cliffs)	1 500	1 500	qtr 4 2019-20
Replace 4.5km 375 diameter from Cliffside (Red Cliffs)	2 500	2 500	qtr 4 2020-21
Replace/refurbish rising main 600 water treatment plant (Mildura)	2 700	2 700	qtr 4 2024-25
Replacement of sewerage outfall main Blackwire Road (Swan Hill)	1 800	1 800	qtr 4 2018-19
Waste water treatment plant upgrade to clear SCADA (Koorlong)	1 500	1 500	qtr 4 2021-22
Total new projects	18 750	18 750	

Source: Lower Murray Urban Rural Water Corporation

Existing projects

(\$ thousand)

	<i>Total estimated investment</i>	<i>Estimated expenditure to 30.06.2017</i>	<i>Estimated expenditure 2017-18</i>	<i>Remaining expenditure</i>	<i>Estimated completion date</i>
Main replacements (regional various)	14 673	5 121	2 387	7 165	ongoing
Mildura trunk main extensions – construction (Mildura)	6 580	..	1 450	5 130	ongoing
Mildura water treatment plant Seventh Street upgrade power supply (Mildura)	1 000	..	1 000	..	qtr 4 2017-18
Mildura water treatment plant modify inlet pipework, new flow splitter and clarifier feed pipework (Mildura)	1 661	..	1 661	..	qtr 4 2017-18
Minor irrigation capital works – new (regional various)	1 628	..	680	948	ongoing
Minor irrigation capital works – replacement (regional various)	15 813	..	1 792	14 021	ongoing
Purchase of water (regional various) ^(a)	4 050	..	1 080	2 970	ongoing
Rehabilitation of sewers (regional various)	8 446	2 373	1 123	4 950	ongoing
All remaining projects with a TEI less than \$1 million ^(b)	65 429	10 516	3 304	51 609	various
Total existing projects	119 280	18 010	14 477	86 793	
Total Lower Murray Urban Rural Water Corporation projects	138 030	18 010	14 477	105 543	

Source: Lower Murray Urban Rural Water Corporation

Notes:

(a) Project reflects the capital purchase of water shares.

(b) This includes the Private Diverters – metering program (regional various) project which was separately disclosed in the 2016-17 Budget Paper No. 4. It now has a TEI of less than \$1 million.

Completed projects

Estimated to be completed after publication date and before 30 June 2017

Kerang water treatment plant programmable logic controller automation (Kerang)

Red Cliffs main irrigation pump station – suction pipework modification (Red Cliffs)

Sunraysia modernisation project (Mildura)

Swan Hill – asbestos cement rising main replacement to waste water treatment plant (Swan Hill)

Source: Lower Murray Urban Rural Water Corporation

MELBOURNE WATER CORPORATION

New projects

(\$ thousand)

	<i>Total estimated investment</i>	<i>Estimated expenditure to 30.06.2017</i>	<i>Estimated expenditure 2017-18</i>	<i>Remaining expenditure</i>	<i>Estimated completion date</i>
Corporate support projects (statewide)	102 802	..	7 409	95 393	ongoing
Drainage and flood projects (statewide)	1 288 357	..	2 732	1 285 625	ongoing
Eastern treatment plant projects (Bangholme)	888 594	..	2 331	886 263	ongoing
Information technology projects (statewide)	450 676	..	15 543	435 133	ongoing
Land development projects (statewide)	10 407	..	10 407	..	ongoing
New products and resources (statewide)	35 670	35 670	ongoing
Production and storage projects (statewide)	435 546	..	3 289	432 257	ongoing
Sewerage transfer projects (statewide)	789 312	..	4 857	784 455	ongoing
Stormwater quality projects (statewide)	521 796	521 796	ongoing
Water quality projects (statewide)	148 291	..	2 770	145 521	ongoing
Water transfer projects (statewide)	705 315	..	3 203	702 112	ongoing
Waterways condition projects (statewide)	460 134	..	6 186	453 948	ongoing
Western treatment plant projects (Werribee)	434 744	..	3 630	431 114	ongoing
All remaining projects with a TEI less than \$1 million	56 495	..	12 358	44 137	ongoing
Total new projects	6 328 137	..	74 714	6 253 423	

Source: Melbourne Water Corporation

Existing projects ^(a)

(\$ thousand)

	Total estimated investment	Estimated expenditure to 30.06.2017	Estimated expenditure 2017-18	Remaining expenditure	Estimated completion date
Corporate projects (statewide)	100 344	15 192	3 428	81 724	ongoing
Drainage and flood projects (statewide)	557 300	22 686	49 499	485 115	ongoing
Eastern treatment plant projects (Bangholme)	572 014	463 409	29 194	79 411	ongoing
Information technology projects (statewide)	242 005	31 010	5 578	205 416	ongoing
Land development projects (statewide)	2 085 504	127 862	78 271	1 879 371	ongoing
New products and resources (statewide)	74 939	11 769	435	62 735	ongoing
Sewerage transfer projects (statewide)	765 028	403 198	63 431	298 399	ongoing
Water production and storage projects (statewide)	92 454	47 068	8 766	36 620	ongoing
Water quality projects (statewide)	126 905	29 783	17 626	79 495	ongoing
Water transfer projects (statewide)	640 630	144 101	53 134	443 395	ongoing
Waterways condition, drainage and flood protection projects (statewide)	44 436	33 403	7 484	3 550	ongoing
Waterways stormwater quality projects (statewide)	93 587	45 700	5 951	41 936	ongoing
Western treatment plant projects (Werribee)	564 394	200 856	127 003	236 535	ongoing
All remaining projects with a TEI less than \$1 million	447 873	427 303	16 775	3 795	ongoing
Total existing projects	6 407 414	2 003 340	466 576	3 937 498	
Total Melbourne Water Corporation projects	12 735 551	2 003 340	541 290	10 190 921	

Source: Melbourne Water Corporation

Note:

(a) The TEI for the programs of work in Existing projects will vary annually depending on the identified expenditure. The TEI for the programs of work provided in this year's Budget Paper No. 4 are based on a five year program consistent with Melbourne Water Corporation's Corporate Plan.

Completed projects ^(a)

Brodies Creek section 13 (Greenvale)
Cardinia Creek lower section 13 (Clyde North)
Carlton main sewer rehabilitation (Carlton North)
Chlorine risk reduction (Greenvale)
Chlorine risk reduction (Monbulk and Kallista)
Customer relationship management enterprise system R1.4 build release (regional various)
Development services scheme stage 1 (Botanic Ridge)
Disinfection plant upgrade Brahams Road and Lyrebird Avenue (East Warburton)
Dredging and sediment separation system (statewide)
Dunes drain section 10 (Laverton)
Eastern treatment plant blower renewals (Bangholme)
Eastern treatment plant sludge drying pans renewal (Bangholme)
Enterprise mobility platform (regional various)
Liverpool Road retarding basin upgrade (The Basin)
M9 (M102 Inlet) renewal (Essendon Fields)
Moonee Ponds reliever sewer rehabilitation (Strathmore)
pH correction plant renewals (Silvan)
Sewerage network model improvement (statewide)
St Albans to Werribee Pipeline (metropolitan various)
Storage area network and hypervisor renewal (regional various)
Thomson dam wall erosion protection (Thomson)
Ti Tree Creek section 102 (Berwick)
Winneke aerial bundled cable renewal (Christmas Hills)
Wylies drain main branch section 1 (Botanic Ridge)

Estimated to be completed after publication date and before 30 June 2017

Christies drain branch A section 1 (Cranbourne South)
Common wide area network enhancement (regional various)
Drystone Estate, Campbells main drain section 3 (Truganina)
Eastern treatment plant media renewal inlet works odour control facility (Bangholme)
Eastern treatment plant office building refurbishments (Bangholme)
Eastern treatment plant returned activated sludge air lift pumps renewal (Bangholme)
Findon Creek Q5 pipeline section 6 (Epping)
Findon Creek landscaping works (Epping)
Findon Creek, Eucalypt drain section 9 (Epping)
Kilora Estate, Cardinia Creek lower (Clyde North)
Laboratory informatics quality, integrity, data (regional various)
Land purchase 735 Mickleham Road (Greenvale)
Merri Creek interceptor rehabilitation (Fitzroy North)
Mobility continuous value stream 2016-17 (regional various)
North drop structure corrosion (Spotswood)
Office building refurbishments (Brooklyn)
Office building upgrade (Preston)
Rodds drain section 35 and 36, stage 16 (Dandenong South)
Stormwater harvest pilot for linear parkland (Williams Landing)
Surge protection and catch tanks at various locations (regional various)

Estimated to be completed after publication date and before 30 June 2017 (continued)

Ti Tree Creek drain north retarding basin wetland (Clyde North)

Timbertop Estate, Davidsons Creek section 8 (Officer)

Tributary of Lollypop Creek section 1 (Wyndham Vale)

Tributary of Taylors Creek (Wallan)

Western treatment plant surface aerator replacement stage 2 (Werribee)

Winneke fire system upgrade (Christmas Hills)

Source: Melbourne Water Corporation

Note:

(a) This year's listing of Completed projects includes some individual developer works projects, as well as some larger projects from within the programs of consolidated works previously reported under New and Existing projects in the 2016-17 Budget Paper No. 4.

NORTH EAST REGION WATER CORPORATION

New projects

(\$ thousand)

	<i>Total estimated investment</i>	<i>Estimated expenditure to 30.06.2017</i>	<i>Estimated expenditure 2017-18</i>	<i>Remaining expenditure</i>	<i>Estimated completion date</i>
Beechworth sewer and wastewater treatment plant expansion (Beechworth)	6 042	92	250	5 700	qtr 4 2018-19
Region wide renewable energy and climate efficiencies (regional various)	3 725	225	..	3 500	ongoing
Region wide strategic land acquisition (regional various)	2 600	1 100	..	1 500	ongoing
Yackandandah reclaimed water management project (Yackandandah)	1 000	..	50	950	qtr 4 2018-19
All remaining projects with a TEI less than \$1 million	1 300	125	1 175	..	ongoing
Total new projects	14 667	1 542	1 475	11 650	

Source: North East Region Water Corporation

Existing projects

(\$ thousand)

	<i>Total estimated investment</i>	<i>Estimated expenditure to 30.06.2017</i>	<i>Estimated expenditure 2017-18</i>	<i>Remaining expenditure</i>	<i>Estimated completion date</i>
Above ground asset replacement – waste water (regional various)	6 719	848	806	5 064	ongoing
Above ground asset replacement – water (regional various)	7 308	635	676	5 997	ongoing
Asset management system (regional various)	1 529	1 261	267	..	qtr 4 2017-18
Beechworth clear water expansion (Beechworth)	1 986	900	1 086	..	qtr 4 2017-18
Below ground asset replacement – waste water (regional various)	9 424	1 200	700	7 524	ongoing
Below ground asset replacement – water (regional various)	10 084	1 700	950	7 434	ongoing
Bright waste water treatment plant discharge project (Bright)	1 137	20	1 117	..	qtr 4 2017-18
Customer billing system renewal and upgrade (regional various)	2 100	100	2 000	..	qtr 4 2017-18
Goorambat security of supply pipeline (Goorambat)	1 071	836	235	..	qtr 4 2017-18
Information communication technology infrastructure replacements (regional various)	1 816	168	148	1 500	ongoing
Information communication technology strategy (regional various)	1 745	1 112	632	..	qtr 4 2017-18
Myrtleford waste water treatment plant upgrade project (Myrtleford)	1 077	20	1 057	..	qtr 4 2017-18
Permanent water purchase (regional various)	3 190	1 090	500	1 600	ongoing
Region wide facilities security upgrade (regional various)	1 467	384	208	875	qtr 4 2022-23
Supervisory control and data acquisition system upgrade and replacement (regional various)	2 375	250	250	1 875	ongoing
Trunk water main Leneva Valley (Wodonga)	1 681	381	1 300	..	qtr 4 2017-18
Vehicle replacement (regional various)	5 386	650	650	4 086	ongoing
Wahgunyah water treatment plant multiple barriers (Wahgunyah)	1 970	503	1 467	..	qtr 4 2017-18
Wangaratta ground water supply (Wangaratta)	2 335	187	820	1 328	qtr 4 2019-20
Wangaratta waste water treatment plant upgrade (Wangaratta)	4 739	756	1 477	2 506	qtr 4 2018-19
All remaining projects with a TEI less than \$1 million (regional various)	8 695	2 504	3 332	2 860	ongoing
Total existing projects	77 834	15 505	19 678	42 650	
Total North East Region Water Corporation projects	92 501	17 047	21 153	54 300	

Source: North East Region Water Corporation

Completed projects

Estimated to be completed after publication date and before 30 June 2017

Bright water treatment plant (Bright)

Moyhu unserviced communities waste water treatment plant project (Moyhu)

Source: North East Region Water Corporation

SOUTH EAST WATER LIMITED

New projects

(\$ thousand)

	<i>Total estimated investment</i>	<i>Estimated expenditure to 30.06.2017</i>	<i>Estimated expenditure 2017-18</i>	<i>Remaining expenditure</i>	<i>Estimated completion date</i>
Corporate climate change – other (metropolitan various)	25 366	..	1 480	23 886	qtr 4 2022-23
Sewer backlog – Cardinia Shire Council (Cardinia)	4 100	..	4 100	..	qtr 4 2017-18
Sewer growth – Baw Baw Shire Council (Baw Baw)	2 378	2 378	qtr 4 2019-20
Sewer growth – City of Greater Dandenong (Dandenong)	1 141	1 141	qtr 4 2021-22
Sewer growth – Glen Eira City Council (Glen Eira)	9 562	9 562	qtr 4 2022-23
Sewer system growth – Somers sewage treatment plant (Mornington)	4 100	..	500	3 600	qtr 4 2018-19
Total new projects	46 647	..	6 080	40 567	

Source: South East Water Corporation

Existing projects ^{(a)(b)}

(\$ thousand)

	<i>Total estimated investment</i>	<i>Estimated expenditure to 30.06.2017</i>	<i>Estimated expenditure 2017-18</i>	<i>Remaining expenditure</i>	<i>Estimated completion date</i>
Corporate miscellaneous (metropolitan various)	20 363	1 763	3 100	15 500	ongoing
Information technology – other (metropolitan various) ^(c)	106 279	22 029	17 230	67 020	ongoing
Land and buildings miscellaneous (metropolitan various) ^(d)	2 364	1 464	150	750	ongoing
Meters (metropolitan various) ^(e)	61 929	4 859	7 796	49 274	ongoing
Recycled water – other (metropolitan various) ^(f)	19 196	5 506	391	13 298	ongoing
Recycled water growth – City of Casey (Casey) ^(g)	34 435	671	5 500	28 264	ongoing
Sewer backlog – Mornington Peninsula Shire (Mornington) ^(h)	105 593	17 573	21 180	66 840	ongoing
Sewer backlog – Yarra Ranges Shire (Sherbrooke) ⁽ⁱ⁾	2 598	2 598	qtr 4 2016-17
Sewer growth – Cardinia Shire Council (Cardinia) ^(j)	30 850	2 647	4 536	23 668	qtr 4 2021-22
Sewer growth – City of Casey (Casey) ^(k)	94 318	16 976	21 480	55 862	ongoing
Sewer growth – City of Monash (Monash) ^(l)	5 056	5 056	qtr 4 2021-22
Sewer growth – City of Port Phillip (Port Phillip) ^(m)	14 781	14 781	qtr 4 2021-22
Sewer growth – City of Stonnington (Stonnington) ⁽ⁿ⁾	1 700	1 700	qtr 4 2021-22
Sewer growth – Kingston City Council (Kingston) ^(o)	2 526	895	..	1 631	qtr 4 2018-19
Sewer growth – Mornington Peninsula Shire (Mornington) ^(p)	10 691	..	2 320	8 371	qtr 4 2022-23
Sewer growth – other (metropolitan various) ^(q)	25 958	12 547	2 207	11 204	ongoing
Sewer quality – other (metropolitan various) ^(r)	9 348	815	1 000	7 533	ongoing
Sewer reliability – other (metropolitan various)	131 964	13 808	22 769	95 387	ongoing
Sewer system compliance – Longwarry sewage treatment plant (Baw Baw)	4 505	1 005	1 000	2 500	qtr 4 2018-19
Sewer system growth – Blind Bight sewage treatment plant (Casey) ^(r)	8 550	500	150	7 900	qtr 4 2018-19
Sewer system growth – Boneo sewage treatment plant (Mornington)	104 540	3 811	15 729	85 000	qtr 4 2019-20
Sewer system growth – Fisherman’s Bend – sewer mining plant (Port Phillip)	30 000	..	30 000	..	qtr 4 2017-18
Sewer system growth – Lang Lang sewage treatment plant (Cardinia)	9 360	6 860	2 500	..	qtr 4 2017-18

	<i>Total estimated investment</i>	<i>Estimated expenditure to 30.06.2017</i>	<i>Estimated expenditure 2017-18</i>	<i>Remaining expenditure</i>	<i>Estimated completion date</i>
Sewer system growth – Longwarry sewage treatment plant (Baw Baw)	11 402	7 301	2 028	2 073	ongoing
Sewer system growth – Mt Martha sewage treatment plant (Mornington)	33 543	3 362	1 700	28 482	ongoing
Sewer system reliability – Blind Bight sewage treatment plant (Casey)	3 756	502	255	2 999	ongoing
Sewer system reliability – Boneo sewage treatment plant (Mornington)	11 058	2 760	1 682	6 616	ongoing
Sewer system reliability – Koo Wee Rup sewage treatment plant (Cardinia)	3 446	784	106	2 556	ongoing
Sewer system reliability – Lang Lang sewage treatment plant (Cardinia)	3 912	1 256	109	2 547	ongoing
Sewer system reliability – Mt Martha sewage treatment plant (Mornington)	15 399	1 231	3 073	11 095	ongoing
Sewer system reliability – Pakenham sewage treatment plant (Cardinia)	18 786	700	2 830	15 256	ongoing
Sewer system reliability – Somers sewage treatment plant (Mornington)	11 466	413	602	10 451	ongoing
Sewer system reliability – other sewage treatment plant (metropolitan various)	11 562	1 452	1 210	8 900	ongoing
Water growth – Cardinia Shire Council (Cardinia) ^(s)	15 775	1 005	382	14 388	qtr 4 2025-26
Water growth – City of Casey (Casey) ^(t)	26 920	2 740	2 843	21 337	ongoing
Water growth – other (metropolitan various) ^(u)	22 918	9 346	2 287	11 285	ongoing
Water quality – other (metropolitan various) ^(v)	1 324	224	180	920	ongoing
Water reliability – other (metropolitan various) ^(w)	171 602	8 196	22 620	140 786	ongoing
Total existing projects	1 199 773	157 599	200 944	841 230	
Total South East Water Corporation projects	1 246 420	157 599	207 024	881 797	

Source: South East Water Corporation

Notes:

- (a) The presentation of projects may change from year to year as from time to time projects are aggregated, or disaggregated from a larger more generic project. In some cases minor adjustments have been made to project names.
- (b) Projects are subject to ongoing review which can lead to variations in the TEI from year to year.
- (c) Increase in TEI largely due to investment in Meter Data Management system.
- (d) Decrease in TEI due to moving Aquarevo costs to asset selling expenses.
- (e) Increase in TEI largely due to increase in budget for meter exchanges this year.
- (f) Decrease in TEI largely due to decrease in budget for tanks and pipes.
- (g) Increase in TEI due to increase in number of large projects in Cranbourne West and Botanic Ridge.
- (h) Renamed from 'Sewer growth backlog – Dromana Portsea backlog scheme (Dromana/Portsea)'. The increase in the TEI is largely due to increase in peninsula eco backlog rollout.
- (i) Renamed from 'Sewer growth backlog – Sherbrooke backlog scheme (Sherbrooke)'.
- (j) Decrease in TEI largely due to Clyde projects being allocated from Cardinia Shire to City of Casey.

Notes (continued):

- (k) Increase in TEI largely due to Clyde projects being allocated against the City of Casey from Cardinia Shire.*
- (l) Decrease in TEI is largely due to change in expenditure profile for Dandenong Creek project.*
- (m) Decrease in TEI due to decrease in budget for Hobsons Bay capacity improvements works.*
- (n) Decrease in TEI due to decrease in budget for capacity improvements works in Prahran and Toorak.*
- (o) Decrease in TEI due to completion of works in Chelsea, Mordialloc and Clayton.*
- (p) Increase in TEI largely due to increase in projects for Mornington.*
- (q) Renamed from 'Sewer system growth – miscellaneous (metropolitan various)' and 'Sewer system growth – other sewage treatment plant (metropolitan various)' from last year. Decrease in TEI due to decrease in budget for reimbursements and sewer modelling programs.*
- (r) Increase in TEI largely due to increase in budget for odour control.*
- (s) Increase in TEI due to increase in number of projects in Officer and Pakenham.*
- (t) Increase in TEI due to significant increase in investment in Clyde (Tucker Road and Minta Farm), Grices Road and other reimbursable works in Clyde North.*
- (u) Decrease in TEI largely due to decrease in reimbursable works.*
- (v) Decrease in TEI due to decrease in budgeted investment in asset alterations, chlorination plants and continuous on-line monitoring projects.*
- (w) All 'water systems reliability' figures have been combined to one line item this year. Increase in TEI largely due to AC pipe replacement and DMA installation projects.*

SOUTH GIPPSLAND REGION WATER CORPORATION

New projects

(\$ thousand)

	<i>Total estimated investment</i>	<i>Estimated expenditure to 30.06.2017</i>	<i>Estimated expenditure 2017-18</i>	<i>Remaining expenditure</i>	<i>Estimated completion date</i>
Carbon emission reduction upgrades (regional various)	2 580	2 580	ongoing
Dumbalk major renewal item (Dumbalk)	80	80	qtr 4 2019-20
Irrigation systems renewal (regional various)	64	64	ongoing
Korumburra treated water main renewal (Korumburra)	634	..	634	..	ongoing
Outfall pipelines renewal (regional various)	256	256	ongoing
Raw water pump station renewal (regional various)	1 937	1 937	ongoing
Reuse pipelines renewal (regional various)	80	80	various
Reuse pump station renewal (regional various)	80	80	ongoing
Reuse storages renewal (regional various)	120	120	ongoing
Sewer rising main expansion (Wonthaggi)	2 338	2 338	ongoing
Sewer rising main renewal (regional various)	1 235	1 235	ongoing
Sewer sidelines renewal (regional various)	2 153	..	100	2 053	ongoing
Sewer system renewal expansion (regional various)	1 237	..	25	1 212	ongoing
South Gippsland Water facilities renewal (regional various)	750	750	qtr 4 2020-21
Venus Bay outfall renewal (Venus Bay)	5 032	5 032	ongoing
Waste water treatment plant asset renewal (regional various)	9 928	9 928	ongoing
Waste water treatment plants renewal upgrade and expansion (regional various)	3 126	3 126	various
Water treatment plant asset renewal allocation (regional various)	12 752	12 752	various
Water treatment plants renewal upgrade and expansion (regional various)	33 695	33 695	ongoing
Wonthaggi water mains expansion (Wonthaggi)	3 123	3 123	ongoing
Total new projects	81 200	..	759	80 442	

Source: South Gippsland Region Water Corporation

Existing projects ^(a)

(\$ thousand)

	Total estimated investment	Estimated expenditure to 30.06.2017	Estimated expenditure 2017-18	Remaining expenditure	Estimated completion date
Bulk entitlement (regional various)	2 102	2 102	various
Computers/supervisory control and data acquisition security system (regional various)	11 232	999	1 000	9 233	ongoing
Environmental obligations (regional various)	1 352	..	125	1 227	ongoing
Fish Creek treated water trunk main (Fish Creek) ^(a)	2 222	2 222	qtr 4 2022-23
Foster waste water treatment plant reuse and pipeline (Foster)	2 860	25	..	2 835	ongoing
Headworks – dams (regional various)	12 036	..	99	11 937	various
Inverloch sewer system upgrades (Inverloch)	10 808	274	180	10 354	ongoing
Korumburra sewer system upgrades (Korumburra)	7 937	15	..	7 922	ongoing
Leongatha sewer system upgrades (Leongatha)	4 893	4 893	ongoing
Northern towns project (Korumburra/Poowong/Loch/Nyora)	42 814	6 050	28 716	8 049	qtr 4 2018-19
Nyora duplicate transfer main (Nyora) ^(a)	3 268	30	30	3 208	various
Operational vehicles replacement (regional various)	6 500	693	650	5 157	ongoing
Operations systems improvements water (regional various)	2 078	193	208	1 677	ongoing
Plant and equipment replacement (regional various)	2 271	94	125	2 051	ongoing
Pump station upgrades (regional various)	5 922	289	225	5 409	ongoing
Raw water trunk main (regional various) ^(a)	4 034	334	500	3 200	various
Replacement and rehabilitation of water mains (regional various)	10 820	323	450	10 047	ongoing
Reticulation sewer replacements/ rehabilitation (regional various)	6 340	196	500	5 644	ongoing
Trunk main upgrades/duplications (regional various)	7 040	7 040	various
Venus Bay outfall upgrade (Venus Bay) ^(b)	1 600	20	100	1 480	ongoing
Water meters (regional various)	1 427	155	110	1 162	ongoing
Wonthaggi sewer system upgrades (Wonthaggi)	8 303	229	180	7 894	ongoing
All remaining projects with a TEI less than \$1 million	7 029	1 268	545	5 216	various
Total existing projects	164 889	11 188	33 743	119 957	
Total South Gippsland Region Water Corporation projects	246 089	11 188	34 502	200 399	

Source: South Gippsland Region Water Corporation

Notes:

(a) Projects are subject to ongoing review which can lead to variations to the TEI from year to year.

(b) Budget allocation has decreased from 2016-17 Budget.

Completed projects

Estimated to be completed after publication date and before 30 June 2017

Poowong Loch Nyora sewerage scheme (Poowong/Loch/Nyora)

Pump station upgrades (regional various)

Trunk main upgrades/duplications (regional various)

Source: South Gippsland Region Water Corporation

VICTORIAN PORTS CORPORATION (MELBOURNE)

New projects

(\$ thousand)

	Total estimated investment	Estimated expenditure to 30.06.2017	Estimated expenditure 2017-18	Remaining expenditure	Estimated completion date
Information technology – upgrades and development (Melbourne)	4 800	..	750	4 050	ongoing
Station Pier capital projects (Port Melbourne) ^(a)	9 308	..	398	8 910	ongoing
Total new projects	14 108	..	1 148	12 960	

Source: Victorian Ports Melbourne Corporation (Melbourne)

Note:

(a) The new projects are subject to the Victorian Ports Corporation (Melbourne) Board approval.

Existing projects ^(a)

(\$ thousand)

	Total estimated investment	Estimated expenditure to 30.06.2017	Estimated expenditure 2017-18	Remaining expenditure	Estimated completion date
Channels and waterways – capital projects (Port Phillip Bay)	445	30	80	335	ongoing
Information technology – upgrades and development (Melbourne)	11 612	2 558	4 800	4 254	ongoing
Station Pier capital projects (Port Melbourne)	13 402	6 502	6 900	..	ongoing
All remaining projects with a TEI less than \$1 million	2 458	408	410	1 640	ongoing
Total existing projects	27 917	9 498	12 190	6 229	
Total Victorian Ports Corporation (Melbourne) projects	42 025	9 498	13 338	19 189	

Source: Victorian Ports Melbourne Corporation (Melbourne)

Note:

(a) Due to the Port of Melbourne lease transaction, there are variations in the TEI from the 2016-17 Budget Paper No.4.

Completed projects

Station Pier capital projects (Port Melbourne)

Discontinued projects ^(a)

New infrastructure – wharfs and berths (Melbourne)

Port capacity expansion project (Melbourne)

Source: Victorian Ports Melbourne Corporation (Melbourne)

Note:

(a) Due to the Port of Melbourne lease transaction, these projects are now managed by the Lonsdale Consortium.

VICTORIAN RAIL TRACK (VICTRACK)

New projects

(\$ thousand)

	<i>Total estimated investment</i>	<i>Estimated expenditure to 30.06.2017</i>	<i>Estimated expenditure 2017-18</i>	<i>Remaining expenditure</i>	<i>Estimated completion date</i>
Additional station car parks and upgrades (metropolitan various)	8 700	..	8 700	..	qtr 4 2019-20
Enhancing safety on the train network (statewide)	60 615	..	13 651	46 964	qtr 4 2020-21
Frankston Line stabling (Seaford)	187 400	..	70 800	116 600	tbc
Improving public transport accessibility (metropolitan various)	11 286	..	981	10 305	qtr 4 2020-21
Major periodic maintenance on the regional rail network (regional various)	287 913	..	103 380	184 533	qtr 4 2020-21
Mernda stabling and Broadmeadows government land purchase (Melbourne)	11 050	6 350	4 700	..	qtr 4 2026-27
More E-Class trams and infrastructure (metropolitan various)	215 462	..	28 170	187 292	qtr 3 2018-19
More regional trains (regional various)	287 885	3 630	37 084	247 171	qtr 3 2018-19
Ongoing delivery of night network (statewide)	3 165	..	3 165	..	qtr 4 2017-18
Regional Rail Revival – Gippsland Rail Upgrade (regional various)	435 000	..	13 500	421 500	qtr 4 2021-22
Shepparton line upgrade and additional services (Shepparton)	33 000	33 000	qtr 2 2019-20
Sustaining the V/Line train fleet (West Melbourne)	12 500	..	12 500	..	qtr 3 2021-22
Warrnambool line level crossing upgrades (Warrnambool)	9 700	4 900	4 800	..	qtr 4 2017-18
Total new projects	1 563 676	14 880	301 431	1 247 365	

Source: Victorian Rail Track (VicTrack)

Existing projects

(\$ thousand)

	<i>Total estimated investment</i>	<i>Estimated expenditure to 30.06.2017</i>	<i>Estimated expenditure 2017-18</i>	<i>Remaining expenditure</i>	<i>Estimated completion date</i>
Additional X'Trapolis trains (statewide)	97 870	45 742	39 064	13 064	qtr 4 2018-19
Ballarat Line upgrade (regional various)	516 724	28 074	136 805	351 845	qtr 4 2019-20
Bayside rail improvements (metropolitan various) ^(a)	115 000	110 094	4 906	..	qtr 4 2017-18
Bendigo and Eaglehawk station upgrades (Bendigo)	15 800	820	12 150	2 830	qtr 4 2019-20
Caulfield to Dandenong conventional signalling and power infrastructure upgrade (metropolitan various) ^(b)	608 281	305 480	244 691	58 110	qtr 2 2018-19
City Loop fire and safety upgrade (stage 2) and intruder alarm (Melbourne)	132 863	4 403	46 476	81 984	qtr 4 2019-20
Coinvestment for upgrades to State owned rail sidings (regional various) ^(c)	8 500	..	4 000	4 500	qtr 4 2018-19
Fishermans Bend urban renewal area – phase one initiatives (metropolitan various)	5 000	2 124	2 876	..	qtr 2 2017-18
Flinders Street Station redevelopment (Melbourne)	100 000	43 733	20 000	36 267	qtr 4 2018-19
Frankston Station Precinct Development (Frankston)	50 000	4 745	18 625	26 630	qtr 4 2019-20
Gippsland corridor station upgrades (regional various) ^(d)	9 000	140	8 860	..	qtr 3 2017-18
High Capacity Metro Trains (metropolitan various) ^{(b)(e)}	55 000	4 345	14 500	36 155	qtr 4 2021-22
Huntingdale Station bus interchange project (Oakleigh)	5 000	3 334	1 666	..	qtr 2 2017-18
Huntingdale Station car parking improvement project (Oakleigh)	2 577	..	2 577	..	qtr 2 2017-18
Hurstbridge rail line upgrade (regional various)	135 905	25 075	100 207	10 624	qtr 4 2018-19
Improvements to the North-East Line (regional various)	15 000	8 000	7 000	..	qtr 4 2017-18
Life extension for Comeng trains (metropolitan various) ^(f)	75 000	12 000	23 800	39 200	qtr 4 2020-21
Mernda rail extension project (Mernda) ^(g)	596 714	149 824	342 840	104 050	qtr 4 2018-19
Metropolitan rail infrastructure renewal program (metropolitan various) ^(h)	699 891	247 236	112 960	339 696	qtr 4 2021-22
Metro Tunnel (metropolitan various) ⁽ⁱ⁾	11 031 000	929 391	855 512	9 246 097	qtr 4 2025-26
More regional trains (regional various)	228 835	77 207	75 988	75 640	qtr 4 2019-20

	Total estimated investment	Estimated expenditure to 30.06.2017	Estimated expenditure 2017-18	Remaining expenditure	Estimated completion date
Murray Basin Rail Project (regional various) ⁽ⁱ⁾	426 500	80 480	236 020	110 000	qtr 2 2018-19
myki ticketing services retender (statewide) ^(k)	68 500	2 452	2 522	63 526	qtr 4 2022-23
New E-Class trams (metropolitan various) ^(l)	294 770	75 550	69 390	149 830	qtr 2 2019-20
New VLocity carriages for the regional network (regional various)	257 078	130 723	23 846	102 509	qtr 1 2018-19
Nine additional X'Trapolis trains (statewide)	175 000	63 000	63 000	49 000	qtr 4 2018-19
Non-urban train radio renewal (regional various) ^(m)	54 352	49 550	4 802	..	qtr 4 2018-19
Railway Station Car Parking Fund (statewide)	19 920	5 781	13 933	206	qtr 4 2018-19
Railway crossing upgrades (statewide) ⁽ⁿ⁾	44 934	16 323	6 890	21 721	qtr 4 2021-22
Road and rail minor works fund – rail (statewide) ^(o)	37 370	10 949	25 550	871	qtr 1 2018-19
Southland Station (Cheltenham) ^(p)	25 950	20 350	5 600	..	qtr 2 2017-18
Track duplication between South Geelong and Waurn Ponds planning (Waurn Ponds)	3 000	1 000	2 000	..	qtr 4 2017-18
Tram procurement and supporting infrastructure (metropolitan various) ^(q)	804 456	673 724	105 218	25 514	qtr 2 2018-19
Upfield, Somerton and Wallan service enhancement planning (regional various)	5 000	..	3 000	2 000	qtr 4 2017-18
Total existing projects	16 720 790	3 131 648	2 637 272	10 951 869	
Total Victorian Rail Track (VicTrack) projects ^(r)	18 284 466	3 146 528	2 938 703	12 199 234	

Source: Victorian Rail Track (VicTrack)

Notes:

- (a) The project completion date has been revised to include the additional scope of the X'Trapolis Train Maintenance facility at Newport with completion expected in 2017-18.
- (b) Caulfield to Dandenong conventional signalling and power infrastructure upgrade (metropolitan various) TEI incorporates \$248.281 million for power and associated infrastructure works initially reported as part of High-capacity metro trains. The publication title is updated since 2016-17 Budget Paper No. 4.
- (c) The funding agreement was signed later than anticipated which has resulted in a revised completion date.
- (d) Project has been delayed due to longer than expected lead times for land procurement and issues with site remediation.
- (e) TEI is for the rolling stock cascade, funded with the original 37 High-capacity metro trains. The project is currently reporting state component only.
- (f) Project has been delayed due to contract being awarded later than anticipated.
- (g) TEI increase of \$9.000 million reflects project development funding provided in the 2015-16 Budget. The completion date reflects the scheduled program of works after the award of the contract in November 2016.
- (h) TEI incorporates all capital funding for metropolitan rail infrastructure renewals from 2015-16 to 2020-21. As this is a rolling program of works, the TEI varies from year to year.
- (i) TEI has increased by \$131.000 million due to a change in project scope. This includes a reallocation of the High Capacity Signalling Trial (HCST) funding provided in the 2015-16 Budget to support HCS implementation on the Metro Tunnel project.
- (j) TEI increase due to addition of Commonwealth funding of \$220.000 million. Stage 1 of the project is completed, with stage 2 and 3 in procurement. The completion date has been revised following the approval of Commonwealth funding.

Notes (continued):

- (k) Additional capital funding was approved for the myki ticketing services tender as part of the 2016-17 Budget Update. Previous reported TEI of \$586.259 million is estimated to be completed in 2016-17.
- (l) The estimated project completion date reflects the revised scope of the project in line with the network development strategy.
- (m) TEI includes additional capital works of \$10.500 million redirected from previous output funding.
- (n) TEI incorporates all capital funding for railway crossing program from 2015-16 to 2020-21. As this is a rolling program of works, the TEI varies from year to year. The estimated completion date for this project is extended.
- (o) TEI includes \$22.500 million and \$14.870 million of road and rail minor works previously reported separately. The project completion date has been revised due to change of scope.
- (p) The project completion date has been revised due to extended community consultation and the subsequent responses to community requests. The change in TEI since 2016-17 Budget Paper No. 4 is due to additional funds released from central contingency.
- (q) The project completion date has been revised to reflect the impact of the unavailability of suitable land to support the tram traction power upgrade project.
- (r) The 65 High capacity metro trains previously reported as 28 trains with TEI of \$875 million and 37 trains with TEI of \$1 246 million form part of a Service Concession Arrangement and not included in this table.

Completed projects

Regional rail network major periodic maintenance (passenger and freight) (regional various)

Estimated to be completed after publication date and before 30 June 2017

Gippsland track upgrades (regional various) ^(a)

High Capacity Signalling trial – stage 1 (metropolitan various) ^(b)

myki (new ticketing solution technology and installation) (statewide)

New Services to Armstrong Creek (Armstrong Creek)

Next generation regional train – development funding (regional various)

Regional Public Transport – Bendigo line upgrade planning (regional various)

Regional Public Transport – Major periodic maintenance (regional various)

Regional Rail link network (V/Line service upgrades) (regional various)

Regional rolling stock – new tranche (regional various)

V/Line wheel wear management (regional various) ^(c)

X'Trapolis trains – five six-car trains (Melbourne)

Source: Victorian Rail Track (VicTrack)

Notes:

- (a) The completion date has been revised.
- (b) Components of this project been completed, with remaining funding transferred to Metro Tunnel (metropolitan various).
- (c) 2016-17 Budget Update approved capital funding of \$5.500 million as part of the wheel wear management strategy.

VICTORIAN REGIONAL CHANNELS AUTHORITY

Existing projects

(\$ thousand)

	<i>Total estimated investment</i>	<i>Estimated expenditure to 30.06.2017</i>	<i>Estimated expenditure 2017-18</i>	<i>Remaining expenditure</i>	<i>Estimated completion date</i>
Channel development and safety improvements stage 1 (regional various)	8 000	..	8 000	..	qtr 4 2017-18
Channel development and safety improvements stage 2 (regional various)	8 000	8 000	qtr 4 2022-23
Total existing projects	16 000	..	8 000	8 000	
Total Victorian Regional Channels Authority projects	16 000	..	8 000	8 000	

Source: Victorian Regional Channels Authority

V/LINE CORPORATION

Completed projects



Enterprise resource planning – new business system implementation (statewide)

Source: V/Line Corporation

WANNON REGION WATER CORPORATION

New projects

(\$ thousand)

	<i>Total estimated investment</i>	<i>Estimated expenditure to 30.06.2017</i>	<i>Estimated expenditure 2017-18</i>	<i>Remaining expenditure</i>	<i>Estimated completion date</i>
All remaining projects with a TEI less than \$1 million	3 300	..	3 300	..	qtr 4 2017-18
Total new projects	3 300	..	3 300	..	

Source: Wannon Region Water Corporation

Existing projects ^{(a)(b)}

(\$ thousand)

	Total estimated investment	Estimated expenditure to 30.06.2017	Estimated expenditure 2017-18	Remaining expenditure	Estimated completion date
Replacement vehicles – commercial (regional various)	3 063	2 636	427	..	qtr 4 2017-18
Replacement vehicles – passenger (regional various)	1 531	1 125	406	..	qtr 4 2017-18
Servicing of the 12 Apostles visitor centre – sewer (Port Campbell) ^(c)	8 109	609	3 500	4 000	qtr 4 2018-19
Sewers and manholes (Port Fairy)	1 938	897	1 041	..	qtr 4 2017-18
Sewers and manholes (Portland)	2 351	1 407	944	..	qtr 4 2017-18
Sewers and manholes (regional various)	1 919	1 090	829	..	qtr 4 2017-18
Water main renewals (regional various)	3 828	2 419	1 409	..	qtr 4 2017-18
Water reclamation plant – replace all air diffusers and laterals (Warrnambool)	1 862	973	888	..	qtr 4 2017-18
Water reclamation plant – replace belt press (Warrnambool) ^(d)	1 711	911	800	..	qtr 4 2017-18
Water reclamation plant renewals (regional various) ^(c)	1 411	993	418	..	qtr 4 2017-18
Water treatment plant renewals (regional various)	1 503	1 104	398	..	qtr 4 2017-18
Wind energy project (Portland) ^(d)	2 537	702	1 835	..	qtr 4 2017-18
Wollaston Road sewer pump station west (Warrnambool) ^(e)	1 062	402	661	..	qtr 4 2017-18
All remaining projects with a TEI less than \$1 million ^(f)	20 001	10 420	9 426	156	various
Total existing projects	52 825	25 687	22 982	4 156	
Total Wannon Region Water Corporation projects	56 125	25 687	26 282	4 156	

Source: Wannon Region Water Corporation

Notes:

- (a) The presentation of projects may change from year to year as from time to time projects are aggregated, or disaggregated from a larger more generic project. In some cases minor adjustments have been made to project names.
- (b) Projects are subject to ongoing review which can lead to variations in TEI from year to year.
- (c) Since the 2016-17 Budget, the Servicing of the 12 Apostles visitor centre – sewer (Port Campbell) and Water reclamation plant renewals (regional various) projects have been further developed to have TEIs of more than \$1 million.
- (d) The estimated completion date has been extended to quarter 4, 2018.
- (e) The estimated completion date has been retracted to quarter 4, 2018.
- (f) Since the 2016-17 Budget, the Water meter replacements (regional various) and Wollaston Road water supply – (Warrnambool) projects have been re-forecast as having TEIs of less than \$1 million.

Completed projects

Estimated to be completed after publication date and before 30 June 2017

Install one new bore (Heywood) ^(a)

Outfall sewer – duplicate 750mm trunk sewer (regional various)

Servers and storage stage 1 (regional various) ^(a)

Source: Wannon Region Water Corporation

Note:

(a) Since the 2016-17 Budget, the Servers and storage – stage 1 (regional various) and Install one new bore (Heywood) projects have been further developed to have TEIs of more than \$1 million.

WESTERN REGION WATER CORPORATION

New projects

(\$ thousand)

	<i>Total estimated investment</i>	<i>Estimated expenditure to 30.06.2017</i>	<i>Estimated expenditure 2017-18</i>	<i>Remaining expenditure</i>	<i>Estimated completion date</i>
All remaining projects with a TEI less than \$1 million	202 190	9 086	27 205	165 899	various
Atherstone recycled water main (Melton)	1 311	1 311	qtr 4 2020-21
Balbethan Drive water main extension (Sunbury)	1 110	1 110	qtr 4 2022-23
Bald Hill tank construction (Sunbury)	6 000	6 000	qtr 4 2018-19
Beattys Road sewer pump station (Melton)	2 305	2 305	ongoing
Botanica Springs parcel sewer main 1 (Melton)	1 322	1 322	qtr 4 2025-26
Calibration – network sewer 2018-19 to 2022-23 (metropolitan various)	1 250	1 250	qtr 4 2022-23
Calibration – network sewer 2023-24 to 2027-28 (metropolitan various)	1 000	1 000	ongoing
Cienna sewer main (Melton)	1 283	1 283	qtr 4 2020-21
Critical spares and setwork fittings replacement program 2018-19 to 2022-23 (metropolitan various)	1 000	1 000	qtr 4 2022-23
Customer water meters replacement program 2018-19 to 2022-23 (metropolitan various)	1 750	1 750	qtr 4 2022-23
Customer water meters replacement program 2023-24 to 2027-28 (metropolitan various)	1 400	1 400	ongoing
Dams and storages renewals program 2018-19 to 2022-23 (metropolitan various)	1 690	1 690	qtr 4 2022-23
Dams and storages renewals program 2023-24 to 2027-28 (metropolitan various)	1 352	1 352	ongoing
Deanside outfall sewer (Melton)	2 221	2 221	qtr 4 2025-26
Deanside sewer main (Melton)	1 716	1 716	qtr 4 2019-20
Derrimut interceptor rising main (Melton)	11 611	11 611	qtr 4 2023-24
Diggers Rest outfall sewer – replace temporary pump station (Sunbury)	1 144	1 144	qtr 4 2021-22
Dodemaide circuit tank (Bacchus Marsh)	3 000	3 000	qtr 4 2025-26

	<i>Total estimated investment</i>	<i>Estimated expenditure to 30.06.2017</i>	<i>Estimated expenditure 2017-18</i>	<i>Remaining expenditure</i>	<i>Estimated completion date</i>
Elizabeth Drive extension water main 2 (Sunbury)	4 901	4 901	qtr 4 2025-26
Enterprise Resource Planning implementation (metropolitan various)	2 000	2 000	qtr 4 2022-23
Federation Drive water main (Melton)	1 613	1 613	qtr 4 2020-21
Geelong Bacchus Marsh water main (Bacchus Marsh)	1 148	1 148	qtr 4 2025-26
Generator installation program 2018-19 to 2022-23 (metropolitan various)	1 000	1 000	qtr 4 2022-23
Gisborne depot – relocation (Gisborne)	1 400	..	50	1 350	qtr 4 2037-38
Gisborne recycled water plant stage 1 bioreactor (Gisborne)	6 910	6 910	qtr 4 2026-27
Gisborne recycled water plant stage 1 inlet works (Gisborne)	5 251	5 251	qtr 4 2026-27
Gisborne sewer pump station (Gisborne)	1 288	..	50	1 238	qtr 4 2018-19
Greigs Road sewer main (Melton)	2 078	2 078	qtr 4 2024-25
Griegs Road main stage 2 (Melton)	1 063	1 063	qtr 4 2024-25
Hamilton Road sewer pump station rising main upgrade (Riddells Creek)	1 917	1 917	qtr 4 2026-27
Harrison Road water main (Melton)	1 668	1 668	qtr 4 2024-25
Hi Quality sewer main (Sunbury)	1 152	1 152	qtr 4 2021-22
House connection branch rehabilitation program 2018-19 to 2022-23 (metropolitan various)	1 625	1 625	qtr 4 2022-23
House connection branch rehabilitation program 2023-24 to 2027-28 (metropolitan various)	1 300	1 300	ongoing
IT replacement and upgrade program 2023-24 to 2027-28 (metropolitan various)	10 800	10 800	ongoing
Intelligent network program 2018-19 to 2022-23 (metropolitan various)	1 750	1 750	qtr 4 2022-23
Intelligent network program 2023-24 to 2027-28 (metropolitan various)	1 400	1 400	ongoing
Kingfisher Estate potable water main 2 (Sunbury)	2 034	2 034	qtr 4 2020-21
Kingfisher sewer (Sunbury)	1 037	1 037	qtr 4 2024-25
Kingfisher sewer main (Sunbury)	1 465	1 465	qtr 4 2019-20
Kororoit Creek South sewer (Melton)	3 253	3 253	qtr 4 2025-26

	<i>Total estimated investment</i>	<i>Estimated expenditure to 30.06.2017</i>	<i>Estimated expenditure 2017-18</i>	<i>Remaining expenditure</i>	<i>Estimated completion date</i>
Kororoit Creek main sewer (Melton)	5 714	5 714	qtr 4 2025-26
Lancefield Road parallel water main (Sunbury)	1 136	1 136	qtr 4 2020-21
Lancefield Road precinct structure plan water main (Sunbury)	1 053	1 053	qtr 4 2022-23
Lancefield Road water main (Sunbury)	6 278	6 278	qtr 4 2021-22
Lancefield to Romsey water main (Lancefield)	3 326	3 326	qtr 4 2019-20
Lancefield water filtration plant upgrade – 6 ML/day (Lancefield)	1 040	..	50	990	qtr 4 2019-20
Master planning treatment plants 2018-19 to 2022-23 (metropolitan various)	2 120	2 120	qtr 4 2022-23
Master planning treatment plants 2023-24 to 2027-28 (metropolitan various)	1 696	1 696	ongoing
Melton South Exford Road sewer pump station (Melton)	2 994	2 994	qtr 4 2020-21
Melton irrigation network extension to Mount Cottrell Road (Melton)	2 000	..	200	1 800	qtr 4 2018-19
Melton recycled water plant – new primary sedimentation tank (Melton)	4 450	4 450	qtr 4 2019-20
Melton recycled water plant – new secondary sedimentation tank (Melton)	4 000	4 000	qtr 4 2022-23
Melton recycled water plant – additional on-site recycled water storage – stage 2 (Melton)	9 000	9 000	qtr 4 2024-25
Melton recycled water plant – aeration tanks upgrade (Melton)	6 935	..	435	6 500	qtr 4 2021-22
Melton recycled water plant – mechanical assets renewal program 2018-19 to 2022-23 (Melton)	2 340	2 340	qtr 4 2022-23
Melton recycled water plant – mechanical assets renewal program 2023-24 to 2027-28 (Melton)	1 872	1 872	ongoing
Melton/Bacchus Marsh recycled water scheme – irrigation infrastructure program 2023-24 to 2027-28 (Melton)	1 149	1 149	qtr 4 2027-28
Melton/Bacchus Marsh recycled water scheme – land purchase program 2023-24 to 2027-28 (Melton)	5 700	5 700	qtr 4 2027-28
Merrimu water filtration plant – upgrade filter (Melton)	1 500	1 500	qtr 4 2025-26
Merrimu water filtration plant – upgrade treatment standard(Melton)	10 000	10 000	qtr 4 2024-25

	<i>Total estimated investment</i>	<i>Estimated expenditure to 30.06.2017</i>	<i>Estimated expenditure 2017-18</i>	<i>Remaining expenditure</i>	<i>Estimated completion date</i>
Motor vehicles 2017-18 (metropolitan various)	1 133	..	1 133	..	qtr 4 2017-18
Motor vehicles program 2018-19 to 2022-23 (metropolitan various)	5 940	5 940	qtr 4 2022-23
Motor vehicles program 2023-24 to 2027-28 (metropolitan various)	4 800	4 800	ongoing
Mount Atkinson Hopkins Road water main (Melton)	1 544	1 544	qtr 4 2023-24
Mount Atkinson North water main (Melton)	1 730	1 730	qtr 4 2018-19
Mount Atkinson branch sewer 1 (Melton)	1 153	1 153	qtr 4 2026-27
Mount Atkinson connection to M483 water main (Melton)	4 255	4 255	qtr 4 2018-19
Mount Atkinson main trunk sewer 1 (Melton)	2 973	2 973	qtr 4 2018-19
Mount Atkinson water main (Melton)	1 631	1 631	qtr 4 2024-25
Mount Atkinson water main (Melton)	3 298	3 298	qtr 4 2018-19
Mount Cottrell new potable water tank (Melton)	3 050	2	..	3 048	qtr 4 2022-23
Mount Cottrell tank inlet main (Melton)	2 189	2 189	qtr 4 2023-24
Mount Cottrell tank inlet water main (Melton)	2 584	2 584	qtr 4 2023-24
Mount Cottrell tank pump station (Melton)	1 832	1 832	qtr 4 2023-24
Mount Cottrell tank water main (Melton)	3 599	3 599	qtr 4 2023-24
Parwan recycled water plant upgrade – 5.8 ML/day (Bacchus Marsh)	9 500	9 500	qtr 4 2026-27
Paynes Road precinct structure plan sewer pump station (Melton)	1 238	1 238	qtr 4 2019-20
Paynes Road sewer pump station (Melton)	4 727	4 727	qtr 4 2026-27
Paynes Road sewer pump station rising main (Melton)	2 625	2 625	qtr 4 2026-27
Peacock Court sewer main 1 (Melton)	1 377	..	220	1 157	qtr 4 2018-19
Peacock Court sewer main 2 (Melton)	1 610	1 610	qtr 4 2019-20
Plumpton land owners trunk sewer main (Melton)	1 316	..	396	919	qtr 4 2018-19
Precinct structure plant sewer main 1 (Melton)	1 020	1 020	qtr 4 2019-20
Raes Road branch sewer main (Sunbury)	2 494	2 494	qtr 4 2024-25
Raw water pump station renewals program 2018-19 to 2022-23 (metropolitan various)	1 581	1 581	qtr 4 2022-23

	<i>Total estimated investment</i>	<i>Estimated expenditure to 30.06.2017</i>	<i>Estimated expenditure 2017-18</i>	<i>Remaining expenditure</i>	<i>Estimated completion date</i>
Raw water pump station renewals program 2023-24 to 2027-28 (metropolitan various)	1 248	1 248	ongoing
Recycled water plants – online nutrient monitoring installations program 2018-19 to 2022-23 (metropolitan various)	1 200	1 200	qtr 4 2022-23
Redstone Hill development water main 1 (Sunbury)	1 506	1 506	qtr 4 2024-25
Redstone Hill development water main 2 (Sunbury)	1 506	1 506	qtr 4 2024-25
Redstone Hill main sewer (Sunbury)	1 988	1 988	qtr 4 2024-25
Redstone Hill sewer (Sunbury)	1 168	1 168	qtr 4 2020-21
Redstone Hill water main (Sunbury)	1 190	1 190	qtr 4 2020-21
Replacement billing system (metropolitan various)	1 500	..	200	1 300	qtr 4 2018-19
Replacement geographical information system (metropolitan various)	1 500	1 500	qtr 4 2021-22
Riddells Creek irrigation land purchase 2 (Riddells Creek)	1 487	1 487	qtr 4 2026-27
Rockbank North main trunk sewer 8 (Melton)	1 268	1 268	ongoing
Rockbank North precinct structure plan recycled water main (Melton)	1 060	145	700	215	qtr 4 2017-18
Romsey recycled water scheme – land purchase (Romsey)	3 341	3 341	qtr 4 2022-23
Romsey recycled water scheme – storage (Romsey)	3 192	3 192	qtr 4 2020-21
Romsey recycled water scheme – transfer infrastructure (Romsey)	1 200	1 200	qtr 4 2022-23
Romsey recycled water scheme 245 Portingales Lane land purchase (Romsey)	1 243	..	622	622	qtr 4 2018-19
Sewage pump station renewals program 2018-19 to 2022-23 (metropolitan various)	2 082	2 082	qtr 4 2022-23
Sewage pump station renewals program 2023-24 to 2027-28 (Gisborne)	1 664	1 664	ongoing
Sewer spill prevention strategy – sewer relining program 2018-19 to 2022-23 (metropolitan various)	11 000	11 000	qtr 4 2022-23
Sewer spill prevention strategy – sewer relining program 2023-24 to 2027-28 (metropolitan various)	8 800	8 800	ongoing
Sewer spill prevention strategy CCTV survey program 2018-19 to 2022-23 (metropolitan various)	3 250	3 250	qtr 4 2022-23

	<i>Total estimated investment</i>	<i>Estimated expenditure to 30.06.2017</i>	<i>Estimated expenditure 2017-18</i>	<i>Remaining expenditure</i>	<i>Estimated completion date</i>
Sewer spill prevention strategy CCTV survey program 2023-24 to 2027-28 (metropolitan various)	2 600	2 600	ongoing
Sewer spill prevention strategy maintenance hole rehabilitation program 2018-19 to 2022-23 (metropolitan various)	1 625	1 625	qtr 4 2022-23
Sewer spill prevention strategy maintenance hole rehabilitation program 2023-24 to 2027-28 (metropolitan various)	1 300	1 300	ongoing
Sewer spill prevention strategy sewer relining program	1 500	..	1 500	..	qtr 4 2017-18
South side Ballarat-Melbourne railway water main (Melton)	1 170	1 170	qtr 4 2022-23
Sunbury Road sewer pump station (Sunbury)	1 294	1 294	qtr 4 2020-21
Sunbury Road sewer pump station 2 (Sunbury)	1 237	1 237	ongoing
Sunbury South link water main – western section (Sunbury)	1 868	1 868	qtr 4 2020-21
Sunbury recycled water scheme – land purchase 1 (Sunbury)	3 013	3 013	qtr 4 2022-23
Sunbury recycled water scheme – storage 1 (Sunbury)	2 445	2 445	qtr 4 2020-21
Tame Street sewer pump station upgrade stage 2 (Sunbury)	1 000	1 000	qtr 4 2024-25
Tarletons Road main (Melton)	1 531	1 531	ongoing
Taylors Road sewer (Melton)	2 046	2 046	qtr 4 2021-22
Taylors Road water main (Melton)	1 403	..	273	1 129	qtr 4 2018-19
Taylors road sewer 2019-20 (Melton)	1 768	..	264	1 504	qtr 4 2019-20
Taylors road sewer 2025-26 (Melton)	1 744	1 744	qtr 4 2025-26
Telemetry improvements/expansion program 2018-19 to 2022-23 (metropolitan various)	3 100	3 100	qtr 4 2022-23
Telemetry improvements/expansion program 2023-24 to 2027-28 (metropolitan various)	2 480	2 480	ongoing
Thornhill main sewer main (Melton)	1 456	..	234	1 223	qtr 4 2018-19
Toolern precinct structure plan recycled water main 2 (Melton)	1 121	1 121	qtr 4 2024-25
Transfer and raw water pipeline renewals program 2018-19 to 2022-23 (metropolitan various)	9 627	9 627	qtr 4 2022-23

	<i>Total estimated investment</i>	<i>Estimated expenditure to 30.06.2017</i>	<i>Estimated expenditure 2017-18</i>	<i>Remaining expenditure</i>	<i>Estimated completion date</i>
Transfer and raw water pipeline renewals program 2023-24 to 2027-28 (metropolitan various)	7 696	7 696	ongoing
Transfer sewage pipeline renewals program 2018-19 to 2022-23 (metropolitan various)	1 045	1 045	qtr 4 2022-23
Treated water storage tank renewals program 2018-19 to 2022-23 (metropolitan various)	2 212	2 212	qtr 4 2022-23
Treated water storage tank renewals program 2023-24 to 2027-28 (metropolitan various)	1 768	1 768	ongoing
Treatment plant automation and robotics program (metropolitan various)	1 800	1 800	qtr 4 2022-23
Troups Road south sewer pump station (Melton)	1 281	1 281	qtr 4 2026-27
Trunk water main servicing Diggers Rest precinct structure plan (Sunbury)	1 679	1 679	qtr 4 2022-23
Underbank basin replacement tank (Bacchus Marsh)	3 507	3 507	qtr 4 2025-26
Venture business development 2017-18 (metropolitan various)	1 007	..	1 007	..	qtr 4 2017-18
Warrensbrook precinct structure plan east main stage 2 (Melton)	1 406	1 406	qtr 4 2025-26
Watsons Road north sewer main (Sunbury)	2 159	2 159	qtr 4 2025-26
Western highway water main (Melton)	1 426	1 426	qtr 4 2020-21
Western irrigation network (Melton)	1 600	..	600	1 000	qtr 4 2019-20
Western tank augmentation (Sunbury)	9 000	9 000	qtr 4 2026-27
Wet weather flow diversion sewer pump station (Melton)	2 500	..	2 500	..	qtr 4 2017-18
Woodend recycled water plant upgrade to 1.4 ML/day (Woodend)	5 720	5 720	qtr 4 2019-20
Woodend to Reservoir transfer main (Woodend)	1 759	..	50	1 709	qtr 4 2020-21
Woodlea North sewer pump station rising main (Melton)	1 074	1 074	qtr 4 2026-27
Woodlea branch sewer main (Melton)	1 858	1 858	qtr 4 2025-26
Woodlea sewer pump station rising main stage 1 (Melton)	1 100	..	1 100	..	qtr 4 2017-18
Total new projects	595 530	9 233	38 790	547 506	

Source: Western Region Water Corporation

Existing projects ^{(a)(b)}

(\$ thousand)

	<i>Total estimated investment</i>	<i>Estimated expenditure to 30.06.2017</i>	<i>Estimated expenditure 2017-18</i>	<i>Remaining expenditure</i>	<i>Estimated completion date</i>
Alfred Road sewer pump station (Melton)	5 842	..	50	5 791	various
Bacchus Marsh rising main – Woolpack Road-Parwan recycled water plant (Bacchus Marsh)	5 954	1	3 654	2 299	qtr 4 2018-19
Bald Hill tank site purchase (Sunbury)	1 400	..	100	1 300	qtr 4 2018-19
Bald Hill to Riddell Road transfer main (Sunbury)	11 299	11 299	various
Bald Hill transfer main (Sunbury)	1 122	44	..	1 078	various
Beattys Road East trunk water main (Melton)	1 976	1 976	various
Beattys Road water main (Plumpton)	4 044	4 044	qtr 4 2018-19
Brooklyn Road/Abey Road water main (Melton)	2 238	2 238	various
Buckland Way sewer pump station (Sunbury)	2 245	5	..	2 240	various
Buckland Way sewer pump station rising main (Sunbury)	1 166	1 166	various
Bulmans Road trunk water main (Melton)	3 572	3 572	qtr 4 2022-23
Carmody sewer pump station (Sunbury)	1 025	1 025	various
Clarkes Road sewer pump station (Melton)	3 168	3 168	qtr 4 2022-23
Clarkes Road sewer pump station rising main (Melton)	2 072	2 072	qtr 4 2022-23
Comadai Road sewer pump station servicing Diggers Rest precinct structure plan (Sunbury)	1 900	1 900	various
Deanside outfall sewer number 3 (Kororoit)	1 635	1 635	qtr 4 2022-23
Diggers Rest pump station trunk water main (Diggers Rest)	3 569	69	3 500	..	qtr 4 2017-18
Emu Creek sewer pump station (Sunbury)	7 803	7 803	qtr 4 2022-23
Emu Creek sewer pump station inlet sewer (Sunbury)	6 313	6 313	qtr 4 2022-23
Emu Creek sewer pump station rising main (Sunbury)	6 185	6 185	qtr 4 2022-23
Exford Road sewer extension (Melton)	1 394	1 394	various
Ferris Road freeway crossing water main (Melton)	1 500	67	1 400	33	various
Ferris Road trunk water main (Melton)	2 726	2 726	various

	<i>Total estimated investment</i>	<i>Estimated expenditure to 30.06.2017</i>	<i>Estimated expenditure 2017-18</i>	<i>Remaining expenditure</i>	<i>Estimated completion date</i>
Geelong Road sewer rising main (Bacchus Marsh)	3 085	7	1 885	1 193	various
Gisborne recycled water plant filtration and disinfection (Gisborne)	1 914	959	300	655	qtr 4 2017-18
Gisborne recycled water plant mechanical dewatering (Gisborne)	2 515	15	2 500	..	various
Grant Street sewer pump station upgrade (Bacchus Marsh)	3 673	209	1 500	1 964	ongoing
Kororoit Creek main sewer (Kororoit)	1 917	1 917	qtr 4 2018-19
Kororoit Creek main sewer number 5 (Kororoit)	1 062	1 062	qtr 4 2022-23
Kororoit Creek sewer main (Plumpton)	1 387	1 387	qtr 4 2018-19
Lancefield Road water main (Sunbury)	3 259	3 259	various
Leakes Road recycled water main number 2 (Melton)	1 591	1 591	qtr 4 2018-19
Leakes Road trunk water main (Melton)	3 145	3 125	20	..	qtr 4 2017-18
Melton Highway trunk water main number 1 (Plumpton)	1 602	1 602	qtr 4 2022-23
Melton Highway trunk water main number 2 (Plumpton)	1 587	1 587	qtr 4 2022-23
Melton recycled water plant – land and storage purchase at Outer Eynesbury (Melton)	1 400	1 398	..	2	qtr 4 2017-18
Melton recycled water plant – treatment upgrade and balancing storage (Melton)	7 900	206	300	7 394	qtr 4 2018-19
Melton recycled water plant upgrade stage 3 (metropolitan various)	10 814	2 060	6 367	2 387	various
Melton recycled water plant upgrade stage 4 (Melton)	1 600	1 600	various
Merrimu water filtration plant – fluoride upgrade (Melton)	2 000	2 000	various
Mount Cottrell Road water main (Melton)	1 922	1 922	various
Mount Cottrell recycled water tank stage 2 (Melton)	2 222	65	..	2 157	various
New Rockbank sewer pump station (Melton)	3 162	3 142	20	..	qtr 4 2017-18
Northern trunk sewer duplication (metropolitan various)	3 140	106	1 805	1 229	various
Plumpton Road trunk water main (Melton)	2 512	2 512	qtr 4 2018-19
Plumpton Road water pump station (Sunbury)	7 900	7 900	various
Plumpton land owners sewer pump station (Melton)	1 131	20	494	617	qtr 4 2018-19

	<i>Total estimated investment</i>	<i>Estimated expenditure to 30.06.2017</i>	<i>Estimated expenditure 2017-18</i>	<i>Remaining expenditure</i>	<i>Estimated completion date</i>
Plumpton land owners water main (Plumpton)	1 281	1 281	qtr 4 2022-23
Plumpton precinct structure plan north-south water main (Plumpton)	1 282	1 282	qtr 4 2018-19
Recycled water plant winter storage lagoon (Bacchus Marsh)	2 512	21	300	2 191	various
Recycled water scheme pipeline interconnection (metropolitan various)	10 260	82	250	9 928	various
Rees Road extension water main (Melton)	1 733	1 178	..	555	qtr 4 2017-18
Rees Road to Exford Road water main (Melton)	1 068	1 068	various
Riddells Creek irrigation land purchase 1 (Riddells Creek)	2 059	..	2 059	..	various
Riddells Creek transfer main (Riddells Creek)	4 523	4 523	various
Rockbank North main trunk sewer (Rockbank)	1 942	1 942	various
Rockbank North main trunk sewer number 6 (Rockbank North)	1 119	1 119	qtr 4 2021-22
Rockbank South 600 sewer main (Melton)	1 042	207	265	569	qtr 4 2018-19
Rockbank main outfall sewer (Melton)	8 409	8 409	various
Rockbank outfall sewer rising main (Rockbank)	5 035	2 806	1 000	1 229	various
Sewer pump station to Derrimut interceptor (Rockbank)	5 150	5 150	qtr 4 2022-23
Sewer spill prevention strategy (metropolitan various)	1 084	1 084	qtr 4 2017-18
South Gisborne new water 2.5ML Tank	2 500	..	50	2 450	various
Sunbury Road main outfall sewer (Sunbury)	3 138	11	..	3 127	qtr 4 2018-19
Sunbury Road outfall sewer (Sunbury)	3 100	102	400	2 598	various
Sunbury Road sewer pump station (Sunbury)	1 526	1 526	various
Sunbury West outfall sewer (Sunbury)	1 758	1 758	qtr 4 2022-23
Sunbury class A recycled water plant upgrade (Sunbury)	4 300	4 300	various
Sunbury recycled water plant upgrade (Sunbury)	34 336	20 702	9 200	4 434	qtr 2 2018-19
Tame Street sewer pump station rising main upgrade (Sunbury)	3 455	100	..	3 355	various
Taylor's Road Plumpton precinct structure plan water main (Melton)	1 169	20	..	1 149	qtr 4 2018-19
Taylor's Road West pump station rising main (Plumpton)	1 277	20	629	628	qtr 4 2018-19

	<i>Total estimated investment</i>	<i>Estimated expenditure to 30.06.2017</i>	<i>Estimated expenditure 2017-18</i>	<i>Remaining expenditure</i>	<i>Estimated completion date</i>
Taylor's Road pump station rising main (Plumpton)	2 027	31	529	1 466	qtr 4 2018-19
Taylor's Road sewer pump station (Melton)	1 823	34	494	1 295	qtr 4 2018-19
Toolern – Western Waterford Road sewer (Melton)	2 003	2 003	qtr 4 2018-19
Toolern – Western Waterford Road sewer 2019-20 to 2020-21 (Melton)	2 283	2 283	various
Toolern Creek outfall sewer (Melton)	1 136	1 136	qtr 4 2018-19
Underbank Basin to Main Street – new pipeline (Bacchus Marsh)	1 921	1 921	various
Upgrade Jacksons Hill trunk sewer (Sunbury)	2 138	2 138	various
Water filtration plant decommission plant and irrigation system (Bacchus Marsh)	1 567	67	50	1 450	various
Water mains Vineyard Road stage 2 (Sunbury)	1 460	1 460	various
Woodend recycled water plant – upgrade phase 2 – dewatering facility (Woodend)	1 415	15	1 400	..	various
Woodend recycled water plant construct clarifier (Woodend)	6 305	6 305	various
All remaining project with a TEI less than \$1 million	44 903	14 339	3 519	27 046	various
Total existing projects	326 625	52 316	44 040	230 269	
Total Western Region Water Corporation projects	922 154	61 550	82 829	777 775	

Source: Western Region Water Corporation

Notes:

- (a) The presentation of projects may change from year to year as from time to time projects are aggregated, or disaggregated from a larger more generic project. In some cases minor adjustments have been made to project names.
- (b) Projects are subject to ongoing review which can lead to variations in TEI from year to year.

WESTERNPORT REGION WATER CORPORATION

New projects

(\$ thousand)

	<i>Total estimated investment</i>	<i>Estimated expenditure to 30.06.2017</i>	<i>Estimated expenditure 2017-18</i>	<i>Remaining expenditure</i>	<i>Estimated completion date</i>
Potable water storage tank (Wimbledon Heights)	2 500	2 500	qtr 4 2020-21
Sewer junction rebuild (regional various)	1 000	1 000	qtr 4 2022-23
Systems and services plan – phase 2 – enterprise systems suite (Newhaven)	1 400	..	400	1 000	qtr 4 2019-20
All remaining new projects with a TEI less than \$1 million	6 751	..	565	6 186	various
Total new projects	11 651	..	965	10 686	

Source: Westernport Region Water Corporation

Existing projects

(\$ thousand)

	<i>Total estimated investment</i>	<i>Estimated expenditure to 30.06.2017</i>	<i>Estimated expenditure 2017-18</i>	<i>Remaining expenditure</i>	<i>Estimated completion date</i>
Cross island sewer link (Phillip Island) ^(a)	1 948	667	242	1 039	various
King Road storage lagoon (Corinella)	3 200	3 200	qtr 4 2020-21
Motor vehicle replacements (regional various) ^(b)	2 519	1 127	322	1 071	ongoing
San Remo basin cover and liner replacement (San Remo)	2 150	50	..	2 100	qtr 4 2019-20
Sewer main improvement (regional various) ^(a)	1 789	653	242	894	ongoing
Sewer pump station mechanical and electrical works (regional various) ^(a)	1 423	615	181	627	ongoing
Waste water future Cowes sewer pump station (Cowes)	6 685	2 130	1 052	3 503	ongoing
Waste water treatment plan master plan (Cowes)	9 089	3 261	..	5 828	ongoing
Water main replacement program (regional various)	6 861	776	423	5 662	ongoing
Water quality compliance (Almurta)	3 448	764	753	1 931	qtr 4 2020-21
All remaining projects with a TEI less than \$1 million ^(c)	8 354	4 452	1 098	2 804	various
Total existing projects	47 466	14 494	4 312	28 660	
Total Westernport Region Water Corporation projects	59 116	14 494	5 277	39 345	

Source: Westernport Region Water Corporation

Notes:

(a) Additional investment to meet increased demand.

(b) Additional investment due to organisational improvement plan.

(c) TEI has reduced as six projects have been completed in 2016-17 and there has been changes to the TEI of two small projects.

YARRA VALLEY WATER LIMITED

Existing projects

(\$ thousand)

	<i>Total estimated investment</i>	<i>Estimated expenditure to 30.06.2017</i>	<i>Estimated expenditure 2017-18</i>	<i>Remaining expenditure</i>	<i>Estimated completion date</i>
Community sewerage (metropolitan various)	118 860	20 320	27 470	71 070	ongoing
Facilities (Mitcham)	5 620	700	1 340	3 580	ongoing
Information Technology – infrastructure (Mitcham) ^(a)	36 350	7 040	4 280	25 030	ongoing
Information Technology – system improvement (Mitcham) ^(b)	94 960	12 270	14 610	68 080	ongoing
Motor vehicle fleet (metropolitan various)	12 900	3 360	2 750	6 790	ongoing
Sewage treatment (metropolitan various)	56 660	7 030	13 650	35 980	ongoing
Sewer growth (Beveridge/Wallan)	24 802	2 229	..	22 573	ongoing
Sewer growth (Craigieburn/Mickleham/Kalkallo/ Donnybrook) ^(c)	254 376	46 390	75 723	132 263	ongoing
Sewer growth (Lalor/Epping/Epping North)	79 531	2 670	27 889	48 972	ongoing
Sewer growth (Mernda/Doreen)	41 857	6 510	6 247	29 100	ongoing
Sewer growth (metropolitan various)	13 683	4 800	6 371	2 512	ongoing
Sewer house connection branch renewals (metropolitan various)	42 620	5 110	8 330	29 180	ongoing
Sewer improved system capacity (metropolitan various)	43 310	5 410	2 420	35 480	ongoing
Sewer main and branch renewals (metropolitan various)	18 135	893	1 525	15 717	ongoing
Sewer reliability (metropolitan various)	45 280	6 760	7 760	30 760	ongoing
Sewer reticulation renewals (metropolitan various)	110 075	24 277	39 475	46 323	ongoing
Water conservation (metropolitan various)	26 460	500	3 760	22 200	ongoing
Water customer meter replacements (metropolitan various) ^(d)	15 050	4 730	2 880	7 440	ongoing
Water distribution main renewals (metropolitan various)	61 812	1 792	2 210	57 810	ongoing
Water growth (Beveridge/Wallan)	61 338	2 510	7 627	51 201	ongoing
Water growth (Craigieburn/Mickleham/Kalkallo/ Donnybrook) ^(e)	61 468	12 127	11 730	37 611	ongoing
Water growth (Greenvale)	4 014	166	1 246	2 602	ongoing
Water growth (Lalor/Epping/Epping North)	47 433	7 227	16 835	23 371	ongoing

	<i>Total estimated investment</i>	<i>Estimated expenditure to 30.06.2017</i>	<i>Estimated expenditure 2017-18</i>	<i>Remaining expenditure</i>	<i>Estimated completion date</i>
Water growth (Mernda/Doreen)	19 549	322	4 546	14 681	ongoing
Water growth (metropolitan various)	8 788	1 608	546	6 635	ongoing
Water improved quality (metropolitan various)	26 980	1 260	6 930	18 790	ongoing
Water main to meter renewals (metropolitan various)	12 136	1 986	2 450	7 700	ongoing
Water reliability (metropolitan various)	45 730	13 900	5 380	26 450	ongoing
Water reticulation main renewals (metropolitan various)	114 552	22 812	28 140	63 600	ongoing
Total existing projects	1 504 329	226 709	334 120	943 500	
Total Yarra Valley Water Corporation projects	1 504 329	226 709	334 120	943 500	

Source: Yarra Valley Water Corporation

Notes:

- (a) Increased forecast for IT infrastructure supports security program to enable compliance with Victorian Protective Data Security Standards and ensures key infrastructure remains current to support corporate systems.
- (b) Increased forecast due to number of key business programs supporting a digital vision and meeting customer expectations.
- (c) Project now incorporates new sewer growth works in Donnybrook.
- (d) Digital metering forecast expenditure not included subject to final business case approval.
- (e) Project now incorporates new water growth works in Donnybrook.

Completed projects

Estimated to be completed after publication date and before 30 June 2017

Waste to energy (Epping North)

Source: Yarra Valley Water Corporation

OTHER PUBLIC NON-FINANCIAL CORPORATIONS

New projects

(\$ thousand)

	Total estimated investment	Estimated expenditure to 30.06.2017	Estimated expenditure 2017-18	Remaining expenditure	Estimated completion date
Mobile vehicle – upgrade/replacement (Mt Buller)	1 350	350	250	750	qtr 2 2020-21
All remaining projects with a TEI of less than \$1 million	6 640	40	6 300	300	ongoing
Total new projects	7 990	390	6 550	1 050	

Source: Other public non-financial corporations

Existing projects

(\$ thousand)

	Total estimated investment	Estimated expenditure to 30.06.2017	Estimated expenditure 2017-18	Remaining expenditure	Estimated completion date
Geelong Performing Arts Centre redevelopment (Geelong)	3 240	3 240	qtr 2 2017-18
Melbourne Park redevelopment stage two (Melbourne)	338 150	169 570	105 040	63 540	qtr 2 2019-20
Mt Buller water storage (Mt Buller) ^(a)	2 063	1 763	200	100	qtr 2 2019-20
Regional Tourism Infrastructure Fund: Enhancing Victoria's world class nature based tourism destinations (statewide) ^(b)	66 033	888	15 981	49 164	qtr 4 2019-20
Zoos Victoria: Big Cat Row redevelopment (Parkville)	9 000	6 467	2 533	..	qtr 2 2017-18
All remaining projects with a TEI less than \$1 million	3 345	736	1 159	1 450	ongoing
Total existing projects	421 831	182 664	124 913	114 254	
Total other public non-financial corporations	429 821	183 054	131 463	115 304	

Source: Other public non-financial corporations

Notes:

(a) TEI has been revised from \$2.020 million to \$2.063 million. The increase in TEI is the result of additional funding by Mount Buller and Mount Stirling Alpine Resort.

(b) This project has a total TEI of \$66.033 million comprising of \$7.800 million from Parks Victoria and \$58.233 million from Phillip Island Nature Parks.

Completed projects

Estimated to be completed after publication date and before 30 June 2017

Simmonds Stadium redevelopment – stage 4 (Geelong)

Source: Other public non-financial corporations

LOCATION INDEX

A

Albert Park, 32, 39, 47
Alexandra, 50, 100, 101
Almurta, 142
Alphington, 27, 32
Altona, 86
Ardmona, 32
Armstrong Creek, 124
Ascot Vale, 32
Ashburton, 50, 93
Ashwood, 46, 50
Aspendale, 40
Aspendale Gardens, 50
Avalon, 27

B

Bacchus Marsh, 27, 41, 96, 130, 131,
133, 136, 137, 138, 139, 140
Bairnsdale, 95
Ballarat, 27, 41, 54, 55, 56, 59
Ballarat East, 32, 41
Bangholme, 106, 107, 108
Baringhup, 32
Barwon, 62
Barwon Heads, 50
Barwon region, 75, 76
Baw Baw, 113, 114, 115
Bayswater North, 50
Bealiba, 33
Beaufort, 41
Beaumaris, 33, 41

Beechworth, 110, 111
Bell Park, 46
Bellbrae, 33
Belmont, 38, 41, 46, 51
Benalla, 41
Bendigo, 28, 36, 39, 41, 44, 50, 59, 89,
90, 91, 122
Bentleigh, 48, 57
Bentleigh East, 40, 41, 50, 51
Berwick, 33, 44, 56, 108
Beveridge, 143
Big Hill, 33
Bolinda, 33
Bonbeach, 50
Boort, 59
Boronia, 33, 41
Botanic Ridge, 108
Box Hill, 59, 72
Braeside, 25
Branxholme, 33
Briar Hill, 50
Bridgewater, 91
Bright, 111, 112
Brighton East, 42
Broadford, 42, 100, 101, 102
Brooklyn, 108
Brunswick, 42
Brunswick West, 33
Bulleen, 42
Bundoora, 33
Burnside, 33
Burwood East, 42, 50

C

Cairn Curran, 97
Camberwell, 42
Campbellfield, 33
Canterbury, 42
Cardinia, 31, 113, 114, 115
Carisbrook, 33
Carlton, 28, 42
Carlton North, 108
Carnegie, 34, 42
Carrum Downs, 32, 34
Casey, 114, 115
Casterton, 42
Castlemaine, 34, 42, 48, 50, 90, 91
Caulfield East, 43
Ceres, 34
Charlton, 42
Cheltenham, 42, 123
Christmas Hills, 108, 109
Churchill, 78
Clayton, 55, 57, 58
Clifton Springs, 50
Clyde North, 108, 109
Cobains, 34
Cobram, 99, 101
Coburg, 34
Cohuna, 90, 91
Collingwood, 34
Coongulla, 78, 81
Corinella, 142
Corio, 46
Corryong, 34
Cowes, 142
Craigieburn, 50, 143
Cranbourne, 42, 52
Cranbourne South, 108
Croydon, 45

D

Dallas, 42
Dandenong, 42, 67, 113
Dandenong North, 37, 45
Dandenong South, 108

Darraweit Guim, 34
Daylesford, 42
Deans Marsh, 34
Delacombe, 42
Derrimut, 72, 87
Diamond Creek, 43
Diggers Rest, 34, 137
Dimboola, 34
Docklands, 92
Donald, 43
Doncaster East, 35
Donnybrook, 143
Donnybrook, 143
Donvale, 44
Dookie, 101
Doreen, 44, 50, 143, 144
Drouin, 43, 80, 81
Drysdale, 27, 41, 43
Dumbalk, 117
Dutson, 78, 79, 81, 83
Dutson Downs, 80

E

Eaglehawk, 43
East Melbourne, 65
East Ringwood, 57
East Warburton, 108
Echuca, 27, 43, 62, 89, 90
Elphinstone, 35
Eltham, 35, 50
Eltham North, 50
Elwood, 43
Emerald, 43
Endeavour Hills, 35
Epping, 28, 55, 59, 108, 143
Epping North, 43, 143, 144
Epsom, 43, 91
Essendon, 35, 41, 50, 87
Essendon Fields, 108
Euroa, 99, 100, 102

F

Fairfield, 55
Fawkner, 35, 77
Fish Creek, 118
Fiskville, 67, 68
Fitzroy North, 37, 108
Flemington, 93
Footscray, 31, 35, 50, 55, 58, 59, 86, 87
Foster, 118
Frankston, 35, 43, 45, 49, 50, 122
Frankston North, 32, 45
Frankston South, 37
French Island, 38

G

Geelong, 43, 45, 52, 56, 77, 145
Geelong East, 35
Geelong West, 32
Gippsland, 25, 96
Gisborne, 35, 131, 134, 138
Glen Eira, 113
Glen Huntly, 50
Glen Iris, 72, 73
Glen Waverley, 35, 43, 44
Goorambat, 111
Grampians, 56
Greensborough, 25, 34, 43
Greenvale, 108, 143
Grovedale, 28, 43

H

Hallam, 43
Hamlyn Heights, 35
Hampton East, 41
Hampton Park, 27, 44, 50
Harcourt, 91
Harrietville, 35
Hawthorn East, 50

Hazelwood, 67
Healesville, 59
Heathcote, 89
Heidelberg, 55, 56, 59, 94
Heywood, 129
Highton, 50
Hoppers Crossing, 29
Horsham, 50
Hughesdale, 36
Huntly, 91

I

Inverloch, 118
Irymple, 44
Ivanhoe, 44

J

Jacana, 56
Jamieson, 36
Jerusalem Creek, 97

K

Kalkallo, 143
Kallista, 108
Keilor, 77
Keilor East, 36, 43
Kerang, 44, 105
Kew, 27, 57
Keysborough, 42
Kialla Lakes, 100
Kialla West, 36
Kilmore, 27, 100, 101, 102
Kingston, 114
Koorlong, 104
Korong Vale, 91
Kororoit, 137, 138
Korumburra, 50, 117, 118
Kyneton, 44

L

Laanecoorie, 91
Laharum, 36
Lakes Entrance, 95
Lalor, 143
Lancefield, 132
Lara Lake, 36
Latrobe, 57
Latrobe Valley, 53, 67
Laverton, 72, 108
Laverton North, 29
Leongatha, 118
Leopold, 36
Lilydale, 36
Lindenow, 36
Loch, 118, 119
Loch Sport, 80, 81
Lockwood, 36
Lower Templestowe, 48
Lyndhurst, 29
Lysterfield, 27

M

Maffra, 78
Maiden Gully, 89
Maldon, 50
Malvern East, 45
Manifold Heights, 45
Mansfield, 37, 45, 101, 102
Marong, 89, 91
McKinnon, 45
Melbourne, 25, 26, 27, 28, 29, 55, 56,
57, 61, 63, 64, 70, 77, 87, 92, 120,
121, 122, 124, 145
Melton, 36, 37, 45, 130, 131, 132, 133,
134, 135, 136, 137, 138, 139, 140
Mentone, 50

Merbein, 45
Mernda, 61, 122, 143, 144
Metropolitan
 Various, 25, 26, 27, 28, 29, 31, 52,
53, 54, 55, 56, 57, 58, 60, 69, 71,
72, 73, 86, 93, 94, 108, 113, 114,
115, 121, 122, 123, 124, 130, 131,
132, 133, 134, 135, 136, 138, 139,
143, 144
Mickleham, 143
Mildura, 104, 105
Mill Park, 28, 45
Mirboo North, 78
Mitcham, 46, 51, 143
Moe, 41, 80, 83
Monash, 114
Monbulk, 37, 45, 108
Montmorency, 37, 45
Moonambel, 37
Moondarra, 80, 81
Moonee Ponds, 37
Moorabbin, 33
Mooroolbark, 41, 45, 51
Mooroopna, 37, 99
Mordialloc, 50, 51
Moriac, 45
Mornington, 45, 113, 114, 115
Morwell, 36, 44, 45, 51, 67, 78, 80, 81,
82, 83
Mount Clear, 45
Mount Duneed, 37
Mount Evelyn, 40
Mount Macedon, 37
Moyhu, 112
Mt Buller, 145
Mulgrave, 40
Myrtleford, 97, 111

N

Nagambie, 100, 102
Nanneella, 37
Narrawong, 51
Narre Warren, 35
Narre Warren South, 38
Nathalia, 98, 99, 102
Newborough, 78
Newcomb, 38
Newhaven, 141
Newport, 46
Newstead, 38
Newtown, 34, 38
Noble Park, 46
Noble Park North, 47
Norlane, 94
North Geelong, 46
North Melbourne, 63, 87
North Metropolitan, 25
Northcote, 42, 46
North-West metro, 94
Nyora, 118, 119

O

Oakleigh, 59, 122
Oakleigh East, 41
Ocean Grove, 46
Officer, 43, 109
Orrvale, 38

P

Pakenham, 38
Parkdale, 46
Parkville, 28, 55, 57, 59, 145
Pascoe Vale, 48
Pascoe Vale South, 46
Pearcedale, 50
Penshurst, 38
Phillip Island, 26, 142
Plenty, 29
Plumpton, 137, 138, 139, 140
Point Cook, 29, 31, 39, 50, 87

Poowong, 118, 119
Port Campbell, 128
Port Fairy, 59, 128
Port Melbourne, 38, 120
Port Phillip, 114
Port Phillip Bay, 120
Portarlington, 46, 54
Portland, 38, 46, 128
Poverty Gully, 89
Prahran, 38, 46, 58
Preston, 38, 46, 108
Pyalong, 100

Q

Quarry Hill, 46
Queenscliff, 39

R

Ravenswood, 27
Rawson, 78
Red Cliffs, 47, 104, 105
Regional
 Various, 25, 26, 27, 28, 29, 31, 54,
 55, 57, 61, 68, 69, 78, 80, 81, 82,
 83, 84, 85, 88, 89, 90, 91, 95, 97,
 98, 99, 100, 101, 102, 103, 105,
 108, 110, 111, 117, 118, 119, 121,
 122, 123, 124, 125, 128, 129, 141,
 142
Reservoir, 48
Richmond, 29, 37, 47, 50
Riddells Creek, 131, 134, 139
Ringwood, 45, 50, 51
Robinvale, 47
Rochester, 47, 89
Rockbank, 139
Rockbank North, 139
Romsey, 134
Rosanna, 32, 47, 48, 51
Rosedale, 82
Rushworth, 99
Rutherglen, 47

S

Sale, 39, 50, 51, 78, 81, 83
San Remo, 142
Sandringham, 47, 50, 51
Sawmill Settlement, 100
Sea Lake, 103
Seaford, 39, 47, 50, 121
Seaspray, 39, 81
Sebastopol, 46
Seymour, 67, 100
Shepparton, 33, 56, 69, 99, 100, 101,
121
Sherbrooke, 114
Silvan, 108
South Geelong, 59
South Melbourne, 47, 54
South Morang, 28
South West Loddon, 103
Southbank, 28
Spotswood, 39, 108
Springvale, 77
Springvale South, 44
St Kilda, 57
St. Albans, 57
Statewide, 25, 26, 27, 28, 31, 32, 35,
36, 38, 39, 41, 44, 47, 49, 50, 52, 53,
54, 55, 56, 57, 58, 59, 60, 61, 62, 64,
66, 67, 68, 69, 70, 72, 93, 94, 106,
107, 108, 121, 122, 123, 124, 126,
145
Stonnington, 114
Stratford, 79
Strathmore, 47, 108
Sunbury, 39, 44, 47, 130, 131, 132,
133, 134, 135, 136, 137, 138, 139,
140
Sunshine, 47, 58
Sunshine North, 28, 43
Swan Hill, 39, 104, 105
Sydenham, 39

T

Taradale, 39
Tarneit, 29, 39, 47, 48, 51
Tatura, 101
Taylors Hill, 48
The Basin, 48, 108
Thomastown, 41
Thomson, 108
Timboon, 48
Tongala, 98
Trafalgar, 81, 83
Traralgon, 79, 81, 83
Truganina, 29, 50, 108
Tullaroop, 97
Tungamah, 39
Tyers, 79, 82

U

Underbool, 40
Upper Ferntree Gully, 56
Upwey, 40

V

Various, 44, 46, 47, 48, 49
Venus Bay, 117, 118
Vermont, 51
Violet Town, 100

W

Wahgunyah, 111
Wallan, 48, 50, 109, 143
Wandong, 40
Wangaratta, 50, 111
Warracknabeal, 48
Warragul, 48, 79, 82
Warrnambool, 40, 42, 48, 59, 121, 128
Wattle Glen, 51
Waurm Ponds, 123
Wedderburn, 51
Wendouree, 32
Werribee, 29, 45, 48, 58, 59, 60, 87,
96, 106, 107, 109
West Melbourne, 121
West Metropolitan, 25
Westmeadows, 94
Wheelers Hill, 40, 44, 50
Whittington, 48
Whittlesea, 48
Williams Landing, 108

Wimbledon Heights, 141
Winchelsea, 40
Wodonga, 50, 111
Wonthaggi, 117, 118
Woodend, 49, 136, 140
Wunghnu, 40
Wyndham, 61
Wyndham Vale, 109

Y

Yaapeet, 40
Yackandandah, 110
Yallourn North, 82, 83
Yarra Junction, 49
Yarragon, 78
Yarram, 49
Yarrambat, 26, 40
Yarraville, 72
Yarrowonga, 49
Yea, 49, 101
Yuroke, 32

DEFINITIONS AND STYLE CONVENTIONS

Budget Paper No. 4 lists ‘estimated completion date’ which is defined as the date of practical project completion. The date is reported as one of the following options:

- qtr 1 yyyy-zz – for projects expected to be completed in July, August or September of that financial year;
- qtr 2 yyyy-zz – for projects expected to be completed in October, November or December of that financial year;
- qtr 3 yyyy-zz – for projects expected to be completed in January, February or March of that financial year; and
- qtr 4 yyyy-zz – for projects expected to be completed in April, May or June of that financial year.

Figures in the tables and in the text have been rounded. Discrepancies in tables between totals and sums of components reflect rounding. Percentage changes in all tables are based on the underlying unrounded amounts.

The notation used in the tables and charts is as follows:

n.a. or na	not available or not applicable
1 billion	1 000 million
..	zero, or rounded to zero
tbc	to be confirmed
TEI	total estimated investment
ongoing	continuing output, program, project etc.
(xxx.x)	negative numbers

Please refer to the **Treasury and Finance glossary for budget and financial reports** at dtf.vic.gov.au for additional terms and references.

Victorian Budget 17/18
State Capital Program
Budget Paper No. 4
budget.vic.gov.au



Treasury
and Finance