

Victorian Budget 2014 | 15

Building a Better Victoria



State Capital Program

Budget Paper No. 4

Presented by The Hon. Michael O'Brien MP
Treasurer of the State of Victoria

The Secretary
Department of Treasury and Finance
1 Treasury Place
Melbourne Victoria, 3002
Australia
Telephone: +61 3 9651 5111
Facsimile: +61 3 9651 2062
Website: budget.vic.gov.au

Authorised by the Victorian Government
1 Treasury Place, Melbourne, 3002
Printed by On Demand, Port Melbourne

This publication makes reference to the 2014-15 Budget Paper set which includes:
Budget Paper No. 1 – Treasurer’s Speech
Budget Paper No. 2 – Strategy and Outlook
Budget Paper No. 3 – Service Delivery
Budget Paper No. 4 – State Capital Program
Budget Paper No. 5 – Statement of Finances
(incorporating Quarterly Financial Report No. 3)

© State of Victoria 2014



This work, *2014-15 Budget Paper No. 4 State Capital Program*, is licensed under a Creative Commons Attribution 3.0 Australia licence. You are free to re-use the work under that licence, on the condition that you credit the State of Victoria (Department of Treasury and Finance) as author and comply with the other licence terms. The licence does not apply to any images, photographs or branding, including the Victorian Coat of Arms, the Victorian Government logo and the Department of Treasury and Finance logo.

Copyright queries may be directed to
IPpolicy@dtf.vic.gov.au

ISSN 1440-6969

Published May 2014

Printed on recycled paper

State Capital Program

2014-15



Presented by

The Hon. Michael O'Brien MP

Treasurer of the State of Victoria

for the information of Honourable Members

Budget Paper No. 4

TABLE OF CONTENTS

Chapter 1 – Public sector capital program 2014-15	1
Record infrastructure investment.....	1
Infrastructure delivery driving economic growth	2
Overview of the State capital program.....	5
Coverage of Budget Paper No. 4.....	12
General government capital program	12
Public non-financial corporations capital program.....	16
Chapter 2 – General government capital program 2014-15	21
Department of Education and Early Childhood Development	21
Department of Environment and Primary Industries	31
Department of Health.....	34
Department of Human Services.....	39
Department of Justice.....	41
Department of Premier and Cabinet	44
Department of State Development, Business and Innovation	46
Department of Transport, Planning and Local Infrastructure.....	48
Department of Treasury and Finance	54
Parliament.....	55
Courts.....	56
Country Fire Authority	57
Metropolitan Fire and Emergency Services Board.....	60
Chapter 3 – Public non-financial corporations capital program 2014-15	63
Barwon Region Water Corporation	63
Cemetery Trusts.....	74
Central Gippsland Region Water Corporation	75
Central Highlands Region Water Corporation	79
City West Water Corporation	81
Coliban Region Water Corporation.....	83
Director of Housing.....	88
East Gippsland Region Water Corporation	90
Gippsland and Southern Rural Water Corporation.....	91
Goulburn–Murray Rural Water Corporation	92
Goulburn Valley Region Water Corporation	94
Grampians Wimmera Mallee Water Corporation	99
Lower Murray Urban and Rural Water Corporation.....	100
Melbourne Water Corporation.....	102
North East Region Water Corporation.....	104

Table of contents (continued)

Places Victoria	106
Port of Hastings Development Authority.....	107
Port of Melbourne Corporation	108
South East Water Corporation	110
South Gippsland Region Water Corporation	114
Victorian Rail Track (Victrack)	115
Victorian Regional Channels Authority	119
V/Line Corporation	120
Wannon Region Water Corporation	121
Western Region Water Corporation	123
Westernport Region Water Corporation	126
Yarra Valley Water Corporation.....	127
Other public non-financial corporations.....	129
Appendix A – Location index	131
Definitions and style conventions.....	137
Style conventions.....	138

CHAPTER 1 – PUBLIC SECTOR CAPITAL PROGRAM

2014-15

Budget Paper No. 4 *State Capital Program* provides an overview of the capital investments the Government will deliver in the coming financial year. This budget paper includes the individual capital programs and projects currently under way, those where work will commence in 2014-15, and a list of those expected to be completed in 2013-14. The information is current as at 23 April 2014.

RECORD INFRASTRUCTURE INVESTMENT

The *2014-15 Budget* reinforces the Government's commitment to infrastructure delivery as a key priority. The budget includes unprecedented investment in major new public transport, road and freight projects in addition to significant investments in education, health and justice. Responsible financial management and rebuilt budget capacity means that the Government can deliver a 'once in a generation' infrastructure program that will create jobs, boost productivity and deliver better quality services.

The Government's 2014-15 capital program includes important investments to develop new infrastructure and modernise existing infrastructure to meet the needs of a growing population and to facilitate economic growth. These investments will address a wide range of service needs, including public transport, local roads, new and improved health and education facilities, and continued investment in infrastructure to support public safety and emergency services.

The total value of Victorian public sector capital projects under way or commencing in 2014-15, including projects across both the general government and public non-financial corporations (PNFC) sectors, is around \$72 billion. This includes projects being delivered through public private partnerships (PPPs) and indicative values for the East West Link and Melbourne Rail Link (including Airport Rail Link).

The Government is delivering significant rail and road projects that will transform Victoria's transport networks, supporting development of new suburbs, building new transport links and expanding the central business district through supporting urban renewal in Fishermans Bend.

The Government has committed funding of up to \$21 billion for the Melbourne Rail Link (including Airport Rail Link) and completing the full East West Link. Combined with other major projects announced in this budget or already under way, this represents a significant program of infrastructure projects.

Given the scale of the program, the Government is carefully managing timing to deliver projects cost-effectively, with staggered start dates for different projects. East West Link – Eastern Section at \$6–8 billion is currently under procurement with construction due to start in late 2014, while East West Link – Western Section at \$8–10 billion is currently in the planning phase with construction due to commence in late 2015. The Melbourne Rail Link (including Airport Rail Link) with a total cost of \$8.5–11 billion will start early works in mid-2016 and start construction in mid-2017.

INFRASTRUCTURE DELIVERY DRIVING ECONOMIC GROWTH

The Government’s economic strategy is focused on growing the economy and creating jobs by capitalising on Victoria’s comparative strengths, highly-skilled workforce and liveability. Driving improved productivity through the provision of major infrastructure is a key component of this strategy. The transformational infrastructure projects in the *2014-15 Budget* will make Victoria more flexible and responsive to domestic and international opportunities and enable more rapid movement of resources to areas where they generate high returns. This will facilitate economic growth and build the confidence, investment and employment vital for Victoria’s long-term economic success.

The Government’s infrastructure investment program is a key part of the Government’s strategic response to the challenges of population growth, economic transition and land-use changes:

- improving the capacity of the transport system – by expanding coverage and improving services;
- removing major bottlenecks – by addressing several major conflicts on the network to ensure productivity and liveability;
- improving access to major employment clusters – by supporting the growth and expansion of key industries and employment nodes;
- maintaining and upgrading key infrastructure – by ensuring that the transport network can continue to supply a high-quality service and risks to the system are managed effectively; and
- ensuring the safety, security and integrity of the transport network – by focusing on the needs of users and meeting community expectations through the sustainable management of assets and operations.

The Government is also driving better value for money, streamlining project approvals and cutting red tape to expedite major projects coming to market. The Government is continuing to implement rigorous processes to improve infrastructure project delivery and ensure the cost pressures that affected major projects in the past are not repeated. These measures ensure that these projects are delivered quickly while maintaining value for money to maximise the benefits for Victorians.

The continued focus on rigorous planning for the future is evidenced by the planning and environmental investigations under way to develop the Port of Hastings.

Increasing productivity in the construction sector

The Government continues to take steps to improve construction sector productivity and reduce excessive construction costs that are major barriers to delivering cost-effective infrastructure.

In November 2013 the Commonwealth Government announced the commencement of a Productivity Commission inquiry into infrastructure costs and financing in Australia. The Productivity Commission's draft report highlighted the economic and industrial significance of the Implementation Guidelines to the Victorian Code of Practice for the Building and Construction Industry (Guidelines) and recommended that the Commonwealth, and all state and territory governments, adopt Victoria's building code and implementation guidelines. The draft report described Victoria's Building Code and Guidelines as the 'most influential' and 'most promising' policy approach to addressing rising construction costs.

Through the Guidelines, the Government is addressing the industrial relations causes of high construction costs. The code increases flexibility and productivity in the industry and ensures the Government can maximise value for money on its infrastructure spending.

The Construction Code Compliance Unit (CCCU) was established to monitor and enforce compliance with the new Guidelines. Every new Victorian public construction project over \$10 million now has a specific Workplace Relations Management Plan that addresses productivity and industrial relations risk management for the project. The CCCU also monitors project compliance, to ensure the onsite conduct of contractors complies with the Guidelines and Workplace Relations Management Plan.

High-value and high-risk projects

The Government uses a rigorous process for developing, approving and implementing its capital program to manage the significant risks associated with capital investment.

High-value and high-risk asset investments are defined as those that:

- have a total estimated investment (TEI) greater than \$100 million, regardless of the funding source; or
- are identified as high risk, using an approved risk assessment tool; or
- are determined by the Government as warranting the rigour of increased oversight.

Proposals assessed as high-value and/or high-risk are subject to more stringent processes at all stages of development, including increased central oversight and the Treasurer's approval at key stages in their project lifecycle. Gateway reviews (peer reviews designed to improve investment selection, management and delivery) are required. This increased scrutiny and support for high-value and high-risk investments aims to systematically improve on-time and on-budget delivery of projects.

The high-value and high-risk projects subjected to increased oversight include the projects listed in Table 1.

Table 1: Major high-value and high-risk projects

<i>Project</i>
Department of Environment and Primary Industries
Northern Victoria Irrigation Renewal Project
Department of Health
Bendigo Hospital
Box Hill Hospital redevelopment
Monash Children’s Hospital
Royal Children’s Hospital Clinical Information/Electronic Medical Record system
Royal Victorian Eye and Ear Hospital redevelopment
Department of Human Services
<i>Services Connect</i>
Department of Justice
Additional prison beds (Hopkins Correctional Centre)
Additional prison beds (statewide)
New male prison (Ravenhall Prison)
Police IT services retender
Reforming the collection and enforcement of legal debt in Victoria (ICT component)
Department of State Development Business and Innovation
Melbourne Wholesale Market redevelopment
Department of Transport, Planning and Local Infrastructure
Blackburn Road level crossing removal
Burke Road level crossing removal
CityLink – Tulla widening
Cranbourne-Pakenham Rail Corridor project
Digital train radio system
Dingley Bypass
East West Link – Eastern Section
East West Link – Western Section
Main Road level crossing removal
Melbourne Park redevelopment
Melbourne Rail Link (including Airport Rail Link)
Mitcham Road and Rooks Road level crossing removal
Murray Basin Rail project
<i>myki</i> retender
New trains for Melbourne commuters
Non-urban train radio renewal
North Road level crossing removal
Port of Melbourne’s Port Capacity
Princes Highway duplication project

Project

Regional Rail Link
Regional rolling stock
Registration and licensing system
Springvale Road level crossing removal
Western Highway – Duplication from Beaufort to Buangor

Source: Department of Treasury and Finance

OVERVIEW OF THE STATE CAPITAL PROGRAM

Table 2 summarises the 2014-15 Victorian public sector capital program and shows that, excluding PPPs the total estimated investment of projects under way in 2014-15 is between \$61–68 billion. When PPPs are included, the estimated capital value of the Victorian public sector infrastructure program is around \$72 billion. This estimate includes new projects announced in the *2014-15 Budget* and ongoing work on previously announced projects still under construction. Committing to this significant program of infrastructure investment, both within and beyond the forward estimates, allows government and industry to plan for appropriate resources to deliver the program efficiently.

Table 2: Infrastructure investment by total estimated investment – summary

(\$ thousand)

Sector	Total Estimated Investment	Estimated Expenditure to 30.06.14	Estimated Expenditure 2014-15	Remaining Expenditure
General government				
Major new transport projects ^(a)	10 000 000– 12 500 000	9 000	120 000	12 371 000
Other new projects	2 399 900	63 769	541 848	1 603 590
East West Link – Eastern Section	6 000 000– 8 000 000	191 000	290 000	7 519 000
Other existing projects	8 474 537	4 682 390	1 790 036	2 002 111
Public non-financial corporations				
Major new transport projects ^(b)	8 680 000– 11 220 000	..	51 000	11 169 000
Other new projects	5 041 363	1 701 014	857 103	2 483 246
Existing projects	20 428 181	10 334 963	3 321 517	6 771 701
Total new projects ^(c)	26 121 263– 31 161 263	1 773 783	1 569 951	27 626 836
Total existing projects ^(c)	34 902 718– 36 902 718	15 208 353	5 401 553	16 292 812
Total projects ^{(c)(d)}	61 023 981– 68 063 981	16 982 136	6 971 504	43 919 648

Source: Department of Treasury and Finance

Notes:

(a) Includes East West Link – Western Section and Cranbourne-Pakenham Rail Corridor project.

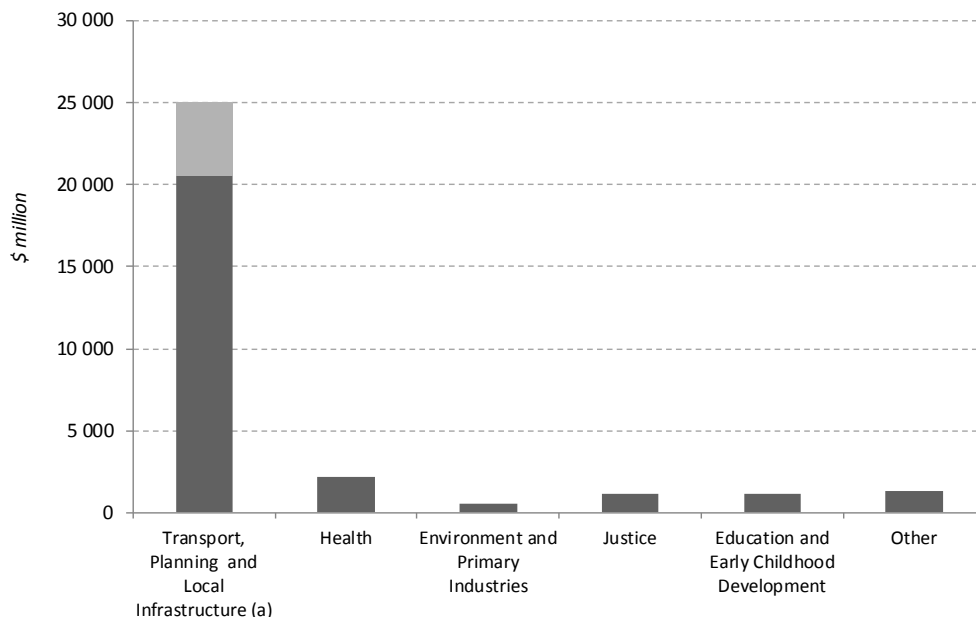
(b) Includes Melbourne Rail Link and Murray Basin Rail Project.

(c) Remaining expenditure reflects upper end of expected TEI range for major transport projects.

(d) This excludes projects being delivered through public private partnerships. When the TEI of these projects is included, the TEI is around \$72 billion.

Chart 1 summarises the asset investment projects by department across the general government sector.

Chart 1: General government sector TEI by department for new and existing projects 2014-15



Source: Department of Treasury and Finance

Note:

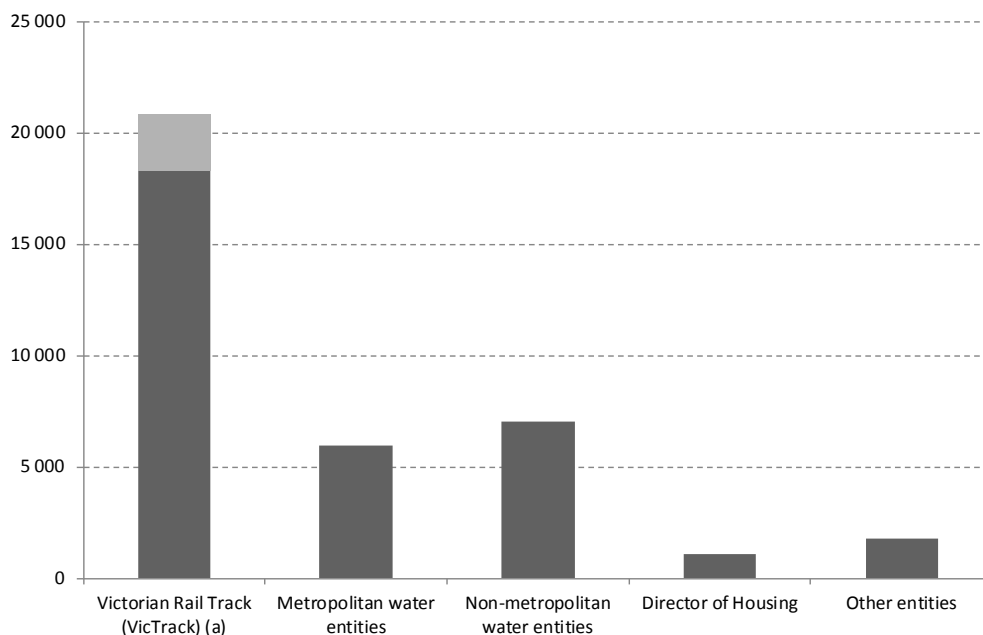
(a) TEI range reflects major transport projects in Department of Transport, Planning and Local Infrastructure totals.

The Department of Transport, Planning and Local Infrastructure accounts for the largest proportion (\$20–25 billion) of the TEI of the general government sector infrastructure projects under way in 2014-15. This excludes significant additional investment in public transport infrastructure (such as rolling stock and other rail infrastructure projects) which, although funded by the general government sector, is recognised in the PNFC sector.

The balance of the Victorian general government sector infrastructure program is invested across other areas, including the education, health, community safety and emergency services sectors.

Chart 2 summarises the 2014-15 investment activity across the PNFC sector. Key areas of activities across this sector include investment in water infrastructure across metropolitan and regional Victoria, public transport infrastructure (including Regional Rail Link, metropolitan trains and trams and regional trains), ports and housing assets.

Chart 2: PNFC sector TEI by entity group for new and existing projects 2014-15



Source: Department of Treasury and Finance

Note:

(a) TEI range reflects major transport projects in VicTrack totals.

Sources of funding

Capital investments often require significant and long-term funding commitments given the scale of the projects. Capital investments in the general government and PNFC sectors are funded from a combination of sources including:

- operating cash flows (including Commonwealth funding);
- public sector borrowings;
- revenue from asset sales; and/or
- private sector contributions.

Commonwealth funding

Commonwealth funding support allows the Government to bring forward new infrastructure projects to generate investment and employment opportunities vital for Victoria's prosperity, liveability and productivity. The proposed economic and social infrastructure projects in this budget will have a significant impact on the State and on the nation.

The Government is working in partnership with the Commonwealth to deliver this record infrastructure program. In addition to \$1.5 billion over three years provided by the Commonwealth for the Eastern Section of the East West Link, the Commonwealth will also contribute \$1.5 billion to the construction of the Western Section of the East West Link.

Capital recycling opportunities

An important source of funding for the Government's infrastructure program is the recycling of existing assets. The Government will offer a medium-term lease over the Port of Melbourne's operations and will divest the Rural Finance Corporation. The proceeds from the lease of the Port of Melbourne will be invested in new productive economic infrastructure including the East West Link – Western Section and the Melbourne Rail Link (including Airport Rail Link). The proceeds from divestment of the Rural Finance Corporation will facilitate investment in new productive economic infrastructure in rural and regional Victoria.

Recycling state-owned assets that are not essential to core government service delivery creates capacity on the state's balance sheet for productive new investment.

This approach is supported by the Commonwealth Government's new asset recycling initiative that will provide financial incentives to state and territory governments to recycle assets and reinvest the proceeds in productive infrastructure.

Investigating value capture opportunities

Victoria is investigating ways to capture the value created by infrastructure projects as an innovative funding solution to help deliver priority infrastructure projects sooner. *Plan Melbourne* (October 2013) outlines the approach to explore current practice in Victoria, international best practices in value capture from projects and the experience and knowledge of a range of stakeholders.

It is expected that getting the most out of value capture will require a fresh approach to developing and implementing infrastructure projects in a way that safeguards Victoria's competitiveness in doing business and delivering infrastructure. Further investigations of value capture could result in:

- further improvements to the fairness and efficiency of funding arrangements;
- greater scope for key project beneficiaries to contribute to project costs; and
- more efficient and attractive use of infrastructure.

New unsolicited proposal framework

The Government released the unsolicited proposal guidelines in February 2014. The new guidelines provide a transparent framework for considering and progressing unsolicited proposals from the private sector to provide infrastructure and/or services to government. It also provides a framework for considering and implementing direct approaches by government to a private party to deliver a proposal.

The guidelines seek to provide a balance between providing confidence and certainty of process to the private sector, encouraging new and innovative ideas, and pursuing proposals that have something genuinely unique to offer and represent the best value to Victorians.

In March 2014, the Government announced the Cranbourne-Pakenham Rail Corridor project as the first project to be progressed under the new unsolicited proposal guidelines. The project is a \$2–2.5 billion initiative to increase capacity on the rail corridor. The Government is in exclusive negotiations with a private consortium to deliver the project and a final binding agreement is expected in the second half of 2014, subject to a positive value for money outcome. Construction is expected to start in 2015 and conclude in 2019.

The CityLink – Tulla Widening project will build capacity, boost performance and improve safety on one of Melbourne’s busiest roads. The Victorian Government has reached an in-principle agreement with Transurban to deliver the project under the Government’s unsolicited proposal guideline. A final binding agreement is expected in late 2014, subject to a final value for money assessment. The project is fully self-funded at an approximate cost of \$850 million through an extension of the CityLink Concession by one year, toll price increases remaining at a minimum of 4.5 per cent (annually) for an additional year and truck tolls increasing to become consistent with national pricing for trucks on other motorway networks. The project will be delivered jointly by the State and Transurban, with construction to commence in 2015 and be completed in 2017.

Public private partnerships

The Government is strongly committed to continuing to deliver infrastructure and services through public private partnerships (PPPs) where such partnerships are able to deliver best value to Victorian taxpayers.

Partnerships Victoria provides a framework for a whole of government approach to the provision of infrastructure and related services through PPPs. It focuses on whole-of-life costing, full consideration of project risks and optimal risk allocation between the public and private sectors. This is part of the overall framework for high-value and high-risk projects.

Public private partnerships are one of a range of procurement models government uses to contract with the private sector to provide infrastructure and associated services. Private finance does not represent an additional funding source. The majority of PPP projects are government funded through availability payments, financed by the private sector and recognised as a finance lease in the government’s accounts.

Reforms to the PPP model announced in May 2013 are being implemented to engage the private sector to drive innovation and efficiency in infrastructure delivery. Changes include adopting modified financing structures, including a greater range of services and streamlining PPP tender processes. Bidder feedback confirms these reforms are working well on the current tender processes for the East West Link – Eastern Section project and the Ravenhall Prison project. Value for money will continue to be tested through a robust Public Sector Comparator benchmark. Together with action to reduce bid costs and build government capability, the reforms will improve infrastructure and services delivered through the PPP framework.

There are currently 27 PPP projects. Of these, 20 have been commissioned and are now operational and three are under construction. There are four projects currently in procurement, including the Ravenhall Prison and East West Link – Eastern Section, both of which are due to complete the tender process by the end of 2014.

East West Link – Eastern Section is being delivered as an availability PPP. This involves the private sector designing, constructing, financing, operating and maintaining the road for the PPP contract term (in exchange for regular availability payments over the life of the concession), with the State retaining toll revenue and demand risk, at least initially. The structure will provide a commercially viable framework for realising the best value of the toll revenue by the State.

The Ravenhall Prison tender process is applying an affordability benchmark and a scope ladder. The scope ladder is a prioritised list of scope items that a bidder can either remove or add so that its proposal delivers the maximum benefit while remaining within the affordability benchmark.

There are three upcoming infrastructure projects that will be procured using the PPP model. The private sector will be invited to deliver the priority construction of 11 new schools to address growing demand as a component of the school capital program under a PPP contracting arrangement. There will be packages within the Melbourne Rail Link to be delivered under PPP procurement. Significant parts of the East West Link – Western Section project will also seek to leverage the expertise of the private sector through the PPP model. These PPP projects are reflected in the budget as if they were being procured directly by the State, subject to further project development and procurement planning being undertaken.

Table 3: Public private partnerships

<i>Projects</i>
In construction
Bendigo Hospital
Hopkins Correctional Centre (formerly Ararat Prison)
Victorian Comprehensive Cancer Centre
In procurement
CityLink – Tulla Widening
Cranbourne-Pakenham Rail Corridor project
East West Link – Eastern Section
Ravenhall Prison
Upcoming procurement
Packages within East West Link – Western Section
Packages within Melbourne Rail Link
Schools PPP package

Source: Department of Treasury and Finance

COVERAGE OF BUDGET PAPER NO. 4

Chapters 2 and 3 detail the general government and PNFC sector projects, respectively.

For each sector, department or agency, the chapters list capital investments as either:

- new – projects announced by the Government as part of the *2014-15 Budget*; or
- existing – projects that have previously been announced and delivery will be continuing as at 1 July 2014.

For each sector, department or agency, projects completed since the *2013-14 Budget* (or expected to be completed by 30 June 2014) are also listed.

The projects in this publication are listed with their location and grouped according to the entity delivering the project. Details of TEIs are provided with projected expenditure on projects to 30 June 2014 and beyond except for projects where expenditure is yet to be disclosed due to commercial sensitivities. Expected completion dates are also listed.

Budget Paper No. 4 does not include capital grants paid to entities outside the Victorian State Government.

In Chapters 2 and 3, there can appear to be differences in a project's cash flows and the estimated completion date. These differences arise because funding from non-State Government sources is received by the project in the later stages of the project. The estimated completion date has been updated after the project's cash flows were finalised and differences between project practical and financial completion dates.

GENERAL GOVERNMENT CAPITAL PROGRAM

Table 4 summarises the value of projects in 2014-15 by department.

Chapter 2 provides a detailed list of discrete projects funded through the annual state budget process for each major agency in the general government sector. However, total capital expenditure as recorded in each agency's financial statements includes other capital expenditure. This includes expenditure relating to an agency's ongoing capital programs (such as minor works, refurbishments and vehicle fleet purchases) and capital expenditure of outer budget entities (such as schools and hospitals) funded through their own revenue sources, such as donations. Chapter 2 identifies for each agency the aggregate value of the capital expenditure not attributable to discrete projects listed in Budget Paper No. 4.

The individually listed new and existing capital projects listed in Chapter 2 and summarised in Table 4 predominantly comprise projects funded by government through the annual state budget process where the resulting asset or infrastructure is owned and managed by a general government sector agency. This includes investments in schools, prisons, roads, hospitals, courts and police stations. The Government also provides significant funding for infrastructure (including major public transport infrastructure) where the resulting assets ultimately reside in the balance sheet of the PNFC sector. These projects, although funded through the annual budget process, are listed in Chapter 3 against the relevant PNFC entity.

The Government's measure of general government infrastructure investment includes:

- net investment in assets for the general government sector assets (which appears in the government sector financial statements as 'Cash flows from investments in non-financial assets');
- funding provided through the budget for PNFC sector infrastructure (which appears in the government sector financial statements as 'Cash flows from investments in financial assets for policy purposes'); and
- cash flows from PPP payments.

Table 4: General government capital program 2014-15 – summary

(\$ thousand)

<i>Department/entity</i>	<i>Total Estimated Investment</i>	<i>Estimated Expenditure to 30.06.14</i>	<i>Estimated Expenditure 2014-15</i>	<i>Remaining Expenditure</i>
Education and Early Childhood Development				
New projects	500 000	..	85 515	223 792
Existing projects	650 803	365 687	196 738	88 378
Environment and Primary Industries				
New projects	32 012	2 631	14 331	15 050
Existing projects	517 889	169 299	42 825	305 765
Health				
New projects	222 843	8 803	80 900	133 140
Existing projects	1 953 676	1 004 460	439 974	509 242
Human Services				
New projects	25 926	800	12 937	12 189
Existing projects	102 168	46 508	37 732	17 928
Justice				
New projects	233 781	45 880	74 240	113 661
Existing projects	915 169	547 561	305 084	62 524
Premier and Cabinet				
New projects	24 439	..	11 069	13 370
Existing projects	93 414	61 620	26 985	4 809
State Development, Business and Innovation				
New projects	43 669	..	25 535	18 134
Existing projects	599 714	495 522	86 966	17 226
Transport, Planning and Local Infrastructure				
New projects ^(a)	11 160 931– 13 660 931	14 655	286 488	13 359 788
Existing projects ^(a)	9 393 665– 11 393 665	2 060 524	848 437	8 484 704
Treasury and Finance				
New projects	11 584
Existing projects	11 584	7 883	2 500	..
Parliament				
New projects
Existing projects

<i>Department/entity</i>	<i>Total Estimated Investment</i>	<i>Estimated Expenditure to 30.06.14</i>	<i>Estimated Expenditure 2014-15</i>	<i>Remaining Expenditure</i>
Country Fire Authority				
New projects	55 153	..	48 249	6 904
Existing projects	183 249	106 298	69 747	7 204
Courts				
New projects	67 840	..	2 528	65 312
Existing projects	17 940	2 655	15 285	..
Metropolitan Fire and Emergency Services Board				
New projects	21 722	..	20 056	1 666
Existing projects	36 467	5 373	7 763	23 331
Total new projects ^(a)	12 399 900– 14 899 900	72 769	661 848	13 974 590
Total existing projects ^(a)	14 474 537– 16 474 537	4 873 390	2 080 036	9 521 111
Total projects ^(a)	26 874 437– 31 374 437	4 946 159	2 741 884	23 495 701

Source: Department of Treasury and Finance

Note:

(a) Expenditure reflects upper end of expected TEI range for major transport projects.

Table 5 provides a reconciliation between key measures of general government sector capital/infrastructure expenditure in the 2014-15 Budget, including the general government estimates presented in Budget Paper No. 4 and the measures of general government infrastructure investment which forms the basis of the Government's infrastructure parameter. Table 6 provides examples of major investments in PNFC infrastructure which contributes to general government sector net cash flows from investment in financial assets for policy purposes.

Table 5: Reconciliation of general government sector capital expenditure aggregates – 2014-15

(\$ million)

<i>Reporting Item</i>	<i>2014-15</i>	<i>Reference</i>
Estimated expenditure on general government sector projects identified in Budget Paper No.4	2 741.9	Budget Paper No. 4 Chapter 1, Table 4
Plus		
Other capital expenditure ^(a)	2 570.5	
Equals		
Cash flows from purchases of non-financial assets	5 312.4	Budget Paper No. 5 Table 1.3
Less		
Sales of non-financial assets	(384.9)	Budget Paper No. 5 Table 1.3
Equals		
Cash flows from investments in non-financial assets	4 927.5	Budget Paper No. 5 Table 1.3
Plus		
Net cash flows from investments in financial assets for policy purposes	676.8	Budget Paper No. 5 Table 1.3
Equals		
Total net investment in fixed assets	5 604.3	Budget Paper No. 5 Table 1.3
Plus		
PPP infrastructure investment	1 854.0	Department of Treasury and Finance
Equals ^(b)		
Government infrastructure investment	7 458.3	Budget Paper No. 2 Table 4.1

Notes:

(a) *This includes the aggregate value of other capital expenditure identified for each department in Chapter 2. It also includes capital expenditure by regulatory bodies and other part budget funded agencies not listed in Budget Paper No. 4 (such as Parks Victoria, CFA, MFESB and Emergency Services Telecommunications Authority), net of contingencies not allocated to departments.*

(b) *Budget Paper No. 2 amount is displayed in billions, rounded to one decimal point.*

Table 6: Major projects contributing to net cash flows from investments in financial assets for policy purposes – general government sector – 2014-15

(\$ thousand)

Project	2014-15 Expenditure
Regional Rail Link ^(a)	555 000
Goulburn Murray Water Connections Project ^(b)	77 900
Port of Hastings development ^(a)	30 000
Equity investment in Director of Housing ^(c)	44 500
Other offsetting projects	(30 600)
Total	676 800

Notes:

- (a) These projects reflect the Department of Transport, Planning and Local Infrastructure's policy objectives for increasing transport system capacity, efficiency and resilience, and improving transport services.
- (b) This project reflects the Department of Environment and Primary Industries' policy objectives to use modern technology to enable more efficient on-farm water use through a more responsive water ordering system.
- (c) These projects reflect the Department of Human Services policy objectives to contribute to providing public housing, community housing, disability supported accommodation services and other related support for Victorians most in need.

PUBLIC NON-FINANCIAL CORPORATIONS CAPITAL PROGRAM

The public non-financial corporations (PNFC) sector largely funds its investment in new infrastructure through operating cash flows, borrowings, revenue from asset sales and State and Commonwealth Government funding and grants.

For significant investments, PNFC entities are required to submit a detailed business case for the Treasurer's approval. These business cases are reviewed and evaluated by the Department of Treasury and Finance. The threshold above which business cases are required is set for each entity according to a three-tiered approach, being \$10 million, \$20 million or \$50 million, depending on the relative size and risk of the PNFC entity. The three thresholds have been developed to ensure that the business case review and approval process focuses on those projects that are complex, high-value and/or high-risk.

Table 7 summarises the value of the 2014-15 capital projects by PNFC entity.

Projects with a TEI equal to or greater than \$1 million are listed individually in this publication. The estimated expenditure on other capital is also detailed in each entity's table of projects.

Changes in TEI and project priorities, for example estimated completion dates, may occur from year to year, subject to approval by the entity's board.

Information for ongoing projects, such as upgrade or maintenance works, is provided by agencies based upon the budget estimates period, using planning data where appropriate.

Table 7: Public non-financial corporations capital program 2014-15 – summary

(\$ thousand)

<i>Agency</i>	<i>Total Estimated Investment</i>	<i>Estimated Expenditure to 30.06.14</i>	<i>Estimated Expenditure 2014-15</i>	<i>Remaining Expenditure</i>
Barwon Region Water Corporation				
New projects	33 428	2 627	9 096	21 705
Existing projects	1 449 622	215 528	68 085	1 166 009
Cemeteries				
New projects	67 254	17 191	47 063	3 000
Existing projects	4 418	1 398	3 020	..
Central Gippsland Region Water Corporation				
New projects	56 554	2 348	3 992	50 214
Existing projects	388 979	73 234	55 290	260 455
Central Highlands Region Water Corporation				
New projects	19 292	2 457	257	16 578
Existing projects	151 810	83 222	19 764	48 824
City West Water Corporation				
New projects	52 018	4 843	28 757	18 418
Existing projects	327 523	184 869	113 965	28 689
Coliban Region Water Corporation				
New projects	67 532	17 708	11 957	37 867
Existing projects	267 671	135 017	36 216	96 438
Director of Housing				
New projects	662 257	10 778	165 174	486 305
Existing projects	441 725	209 571	49 909	182 245
East Gippsland Region Water Corporation				
New projects
Existing projects	18 826	7 706	5 340	5 780
Gippsland and Southern Rural Water Corporation				
New projects	11 235	825	2 969	7 441
Existing projects	51 795	12 794	22 340	16 661
Goulburn-Murray Rural Water Corporation				
New projects	30 806	..	27 726	3 080
Existing projects	861 158	532 350	88 257	240 551
Goulburn Valley Region Water Corporation				
New projects	23 030	445	2 210	20 375
Existing projects	646 418	54 809	34 246	557 363
Grampians Wimmera Mallee Water Corporation				
New projects
Existing projects	737 696	666 522	27 404	43 770
Lower Murray Urban and Rural Water Corporation				
New projects	119 825	15 090	61 710	43 025
Existing projects	182 259	60 032	4 369	117 858
Melbourne Water Corporation				
New projects	2 860 141	1 564 311	271 701	1 024 129
Existing projects	1 955 141	754 884	357 591	842 666

<i>Agency</i>	<i>Total Estimated Investment</i>	<i>Estimated Expenditure to 30.06.14</i>	<i>Estimated Expenditure 2014-15</i>	<i>Remaining Expenditure</i>
North East Region Water Corporation				
New projects	38 615	..	11 006	27 609
Existing projects	30 264	2 773	7 382	20 109
Places Victoria				
New projects	18 000	1 610	16 390	..
Existing projects	16 000	1 844	14 156	..
Port of Hastings Development Authority				
New projects
Existing projects	110 000	20 000	30 000	60 000
Port of Melbourne Corporation				
New projects	102 744	..	26 617	76 127
Existing projects	1 007 845	183 752	350 041	474 052
South East Water Corporation				
New projects	177 497	23 039	40 991	113 467
Existing projects	600 625	174 840	173 209	252 576
South Gippsland Region Water Corporation				
New projects
Existing projects	123 376	19 720	25 716	77 940
Victorian Regional Channels Authority				
New projects	21 957	..	457	21 500
Existing projects	8 130	1 500	6 630	..
Victorian Rail Track (VicTrack)				
New projects ^(a)	8 757 852– 11 297 852	1 643	121 059	11 175 150
Existing projects	9 545 946	6 682 259	1 545 525	1 318 162
V/Line Corporation				
New projects
Existing projects
Wannon Region Water Corporation				
New projects	26 849	130	2 576	24 143
Existing projects	93 875	37 839	23 199	32 837
Western Region Water Corporation				
New projects	155 448	29 359	13 101	112 988
Existing projects	182 403	12 341	9 781	160 281
Westernport Region Water Corporation				
New projects	22 063	..	1 475	20 588
Existing projects	15 068	2 400	4 145	8 523
Yarra Valley Water Corporation				
New projects
Existing projects	1 199 332	197 841	241 879	759 612

<i>Agency</i>	<i>Total Estimated Investment</i>	<i>Estimated Expenditure to 30.06.14</i>	<i>Estimated Expenditure 2014-15</i>	<i>Remaining Expenditure</i>
Other public non-financial corporations				
New projects	396 966	6 610	41 819	348 537
Existing projects	10 276	5 918	4 058	300
Total new projects ^(a)	13 721 363– 16 261 363	1 701 014	908 103	13 652 246
Total existing projects	20 428 181	10 334 963	3 321 517	6 771 701
Total projects ^(a)	34 149 544– 36 689 544	12 035 977	4 229 620	20 423 947

Note:

(a) Expenditure reflects upper end of expected TEI range for major transport projects.

CHAPTER 2 – GENERAL GOVERNMENT CAPITAL PROGRAM 2014-15

DEPARTMENT OF EDUCATION AND EARLY CHILDHOOD DEVELOPMENT

New projects

(\$ thousand)

	Total Estimated Investment	Estimated Expenditure to 30.06.14	Estimated Expenditure 2014-15	Remaining Expenditure	Estimated Completion Date
New schools					
New schools to be undertaken as public private partnership contracting arrangement ^(a)	190 693 ^(a)	..	tbc ^(b)	tbc ^(b)	tbc ^(b)
<ul style="list-style-type: none"> • Bannockburn Primary School (enabling relocation of existing primary school to Bannockburn West) (Bannockburn) • Casey Central East Primary School (Cranbourne North) • Cranbourne South West Primary School (Cranbourne West) • Epping North Primary School (Epping North) • North Geelong Special Development School (North Geelong) • Heather Grove Primary School (Clyde North) • Mernda South Primary School (Mernda South) • Mill Park Lakes East Primary School (South Morang) • Pakenham South West Primary School (Pakenham) • Point Cook South P-9 (Point Cook) • Torquay North Primary School (Torquay North) 					
Prahran Secondary School – new school (Prahran)	20 000	..	1 000	19 000	tbc ^(c)

	<i>Total Estimated Investment</i>	<i>Estimated Expenditure to 30.06.14</i>	<i>Estimated Expenditure 2014-15</i>	<i>Remaining Expenditure</i>	<i>Estimated Completion Date</i>
Upgrades, further stages and modernisation					
Albert Park College – land acquisition and facility redevelopment (Albert Park)	5 500	..	3 050	2 450	tbc ^(d)
Alexandra Secondary College (Alexandra)	870	..	174	696	qtr 4 2017-18
Ashwood Secondary College (Ashwood)	5 000	..	1 000	4 000	qtr 4 2017-18
Aspendale Gardens Primary School (Aspendale Gardens)	1 200	..	240	960	qtr 4 2017-18
Auburn High School (Hawthorn East)	607	..	121	486	qtr 4 2017-18
Ballarat High School (Ballarat)	7 813	..	1 563	6 250	qtr 4 2017-18
Barwon Heads Primary School (Barwon Heads)	3 400	..	680	2 720	qtr 4 2017-18
Bayswater North Primary School (Bayswater North)	2 343	..	469	1 874	qtr 4 2017-18
Belvedere Park Primary School (Seaford)	540	..	108	432	qtr 4 2017-18
Benalla P–12 College (Benalla)	5 000	..	1 000	4 000	qtr 4 2017-18
Bonbeach Primary School (Bonbeach)	340	..	68	272	qtr 4 2017-18
Boronia Heights Primary School (Boronia)	849	..	170	679	qtr 4 2017-18
Brandon Park Primary School (Wheelers Hill)	797	..	159	638	qtr 4 2017-18
Brighton Secondary College (Brighton East)	8 000	..	2 000	6 000	qtr 4 2017-18
Burwood Heights Primary School (Burwood East)	100	..	100	..	qtr 4 2014-15
Castlemaine Secondary College (Stage 2) (Castlemaine)	5 500	..	1 100	4 400	qtr 4 2017-18
Charlton College (Charlton)	560	..	112	448	qtr 4 2017-18
Clifton Springs Primary School (Clifton Springs)	1 100	..	220	880	qtr 4 2017-18
Coatesville Primary School (Bentleigh East)	7 800	..	3 000	4 800	qtr 3 2016-17
Coburg Senior High School (Coburg)	3 500	..	3 500	..	qtr 3 2015-16
Cranbourne West Primary School (Cranbourne)	940	..	188	752	qtr 4 2017-18
Doreen Secondary College – new school (stage 2) (Doreen)	12 000	..	3 600	8 400	qtr 3 2015-16
Eaglehawk Primary School (Eaglehawk)	1 592	..	318	1 274	qtr 4 2017-18
Eastwood Primary School (stage 2) (Ringwood East)	4 300	..	1 290	3 010	qtr 3 2015-16

	<i>Total Estimated Investment</i>	<i>Estimated Expenditure to 30.06.14</i>	<i>Estimated Expenditure 2014-15</i>	<i>Remaining Expenditure</i>	<i>Estimated Completion Date</i>
Eltham High School (Eltham)	2 600	..	520	2 080	qtr 4 2017-18
Essendon Primary School (Essendon)	4 979	..	996	3 983	qtr 4 2017-18
Forest Hill College (Burwood East)	2 100	..	420	1 680	qtr 4 2017-18
Frankston High School (Frankston)	8 500	..	1 700	6 800	qtr 4 2017-18
Frankston Special Developmental School (Frankston)	2 500	..	500	2 000	qtr 4 2017-18
Geelong High School (East Geelong)	8 500	..	1 700	6 800	qtr 4 2017-18
Glen Huntly Primary School (Glen Huntly)	390	..	78	312	qtr 4 2017-18
Horsham College (Horsham)	10 000	..	3 000	7 000	qtr 4 2017-18
Kananook Primary School (Seaford)	300	..	300	..	qtr 4 2014-15
Kerang Technical High School (Kerang)	2 800	..	560	2 240	qtr 4 2017-18
Kinglake Primary School (Kinglake)	109	..	109	..	qtr 4 2014-15
Koonung Secondary College (Mont Albert North)	1 200	..	240	960	qtr 4 2017-18
Korumburra Secondary College (Korumburra)	5 581	..	1 116	4 465	qtr 4 2017-18
Kyneton Primary School (Kyneton)	3 500	..	700	2 800	qtr 4 2017-18
Kyneton Secondary College (Kyneton)	5 300	..	1 060	4 240	qtr 4 2017-18
Maldon Primary School (Maldon)	510	..	102	408	qtr 4 2017-18
Manchester Primary School (Mooroolbark)	1 286	..	257	1 029	qtr 4 2017-18
Mentone Park Primary School (Mentone)	457	..	91	366	qtr 4 2017-18
Merbein P-10 College (Merbein)	1 153	..	231	922	qtr 4 2017-18
Montpellier Primary School (Highton)	4 828	..	966	3 862	qtr 4 2017-18
Moorooduc Primary School (Moorooduc)	759	..	152	607	qtr 4 2017-18
Mordialloc College (Mordialloc)	1 337	..	267	1 070	qtr 4 2017-18
Mount Ridley P-12 College (stage 5 of new school) (Craigieburn)	5 000	..	1 500	3 500	qtr 4 2015-16
Narrawong District Primary School (Narrawong)	2 300	..	460	1 840	qtr 4 2017-18
Officer Secondary College – new school (stage 2) (Officer)	13 000	..	3 900	9 100	qtr 3 2015-16

	<i>Total Estimated Investment</i>	<i>Estimated Expenditure to 30.06.14</i>	<i>Estimated Expenditure 2014-15</i>	<i>Remaining Expenditure</i>	<i>Estimated Completion Date</i>
Other upgrades, further stages and modernisation (statewide)	22 166	..	5 234	16 932	qtr 4 2017-18
Patterson River Secondary College (Seaford)	1 000	..	200	800	qtr 4 2017-18
Pembroke Primary School (Mooroolbark)	2 200	..	440	1 760	qtr 4 2017-18
Pinewood Primary School (Mount Waverley)	250	..	250	..	qtr 4 2014-15
Planning funding (rural various)	1 000	..	200	800	qtr 4 2017-18
Portarlington Primary School (Portarlington)	5 700	..	1 640	4 060	qtr 4 2017-18
Quarry Hill Primary School (Quarry Hill)	1 900	..	380	1 520	qtr 4 2017-18
Relocatables program (various)	12 122	..	12 122	..	qtr 3 2015-16
Ringwood Secondary College (Ringwood)	2 200	..	440	1 760	qtr 4 2017-18
Robinvale P-12 College (Robinvale)	929	..	186	743	qtr 4 2017-18
Rosanna Golf Links Primary School (Rosanna)	5 600	..	1 204	4 396	qtr 4 2017-18
Roslyn Primary School (Belmont)	2 186	..	437	1 749	qtr 4 2017-18
Sale Specialist School (planning and stage 1) (Sale)	4 000	..	1 200	2 800	qtr 3 2015-16
Sandringham East Primary School (Sandringham)	250	..	250	..	qtr 4 2014-15
Scoresby Primary School (Scoresby)	392	..	78	314	qtr 4 2017-18
South Melbourne site (site preparedness) (South Melbourne)	5 000	..	3 500	1 500	qtr 3 2015-16
Sunshine College (Sunshine)	6 299	..	1 260	5 039	qtr 4 2017-18
Templestowe Valley Primary School (Lower Templestowe)	1 800	..	360	1 440	qtr 4 2017-18
Timboon P-12 School (Timboon)	5 200	..	1 185	4 015	qtr 4 2017-18
Truganina P-9 School – new school (stage 2) (Truganina)	7 000	..	2 100	4 900	qtr 3 2015-16
Valkstone Primary School (Bentleigh East)	3 500	..	700	2 800	qtr 4 2017-18
Vermont Secondary College (Vermont)	2 700	..	540	2 160	qtr 4 2017-18
Wallan Primary School (Wallan)	1 600	..	320	1 280	qtr 4 2017-18
Wangaratta High School (Wangaratta)	4 749	..	950	3 799	qtr 4 2017-18
Warrandyte Primary School (Warrandyte)	807	..	161	646	qtr 4 2017-18

	<i>Total Estimated Investment</i>	<i>Estimated Expenditure to 30.06.14</i>	<i>Estimated Expenditure 2014-15</i>	<i>Remaining Expenditure</i>	<i>Estimated Completion Date</i>
Wattle Glen Primary School (Wattle Glen)	1 500	..	300	1 200	qtr 4 2017-18
Whittlesea Secondary College (Whittlesea)	4 700	..	940	3 760	qtr 4 2017-18
Winters Flat Primary School (Castlemaine)	1 100	..	220	880	qtr 4 2017-18
Wodonga West Primary School (Wodonga)	3 811	..	762	3 049	qtr 4 2017-18
Yarrawonga College P-12 (Yarrawonga)	7 616	..	1 523	6 093	qtr 4 2017-18
Yea High School (Yea)	1 390	..	278	1 112	qtr 4 2017-18
Total new projects	500 000	..	85 515^(b)	223 792^(b)	

Source: Department of Education and Early Childhood Development

Notes:

- (a) Estimated capital value only. These new schools will be undertaken under a public private partnership contracting arrangement.
- (b) To be confirmed upon contractual completion of public private partnership contracting arrangements.
- (c) Subject to Prahran Secondary Education Taskforce outcomes, including site identification and planning.
- (d) Subject to site acquisition.

Existing projects

(\$ thousand)

	<i>Total Estimated Investment</i>	<i>Estimated Expenditure to 30.06.14</i>	<i>Estimated Expenditure 2014-15</i>	<i>Remaining Expenditure</i>	<i>Estimated Completion Date</i>
Apollo Bay P-12 College – modernisation (Apollo Bay)	6 300	933	5 367	..	qtr 4 2014-15
Ashwood Secondary College – modernisation – construction of administration, new learning areas and gymnasium (Ashwood)	10 500	10 104	396	..	qtr 1 2014-15
Aspendale Primary School – modernisation (Aspendale)	2 000	1 010	990	..	qtr 2 2014-15
Auburn Primary School – modernisation (Hawthorn East)	4 000	2 653	1 347	..	qtr 3 2014-15
Bendigo Senior Secondary College – modernisation (Bendigo)	8 000	7 599	401	..	qtr 2 2014-15
Blackburn Primary School – modernisation (Blackburn)	5 200	1 106	4 094	..	qtr 4 2014-15
Doreen Secondary College (stage 1) – new school (Doreen)	11 500	5 433	6 067	..	qtr 2 2014-15
Eastwood Primary School – school redevelopment (stage 1) (Ringwood East)	3 000	1 201	1 799	..	qtr 2 2014-15
Emerald Primary School – modernisation (Emerald)	6 000	1 557	4 443	..	qtr 4 2014-15
Fairhills Primary School – modernisation (Ferntree Gully)	4 000	3 318	682	..	qtr 2 2014-15
Ferntree Gully North Primary School – modernisation (Ferntree Gully)	4 500	3 985	515	..	qtr 1 2014-15
Galvin Park Secondary College – modernisation – refurbishment and enhancement of school facilities (Werribee)	14 000	12 218	1 782	..	qtr 1 2014-15
Gisborne Secondary College – modernisation – refurbishment and enhancement of school facilities (Gisborne) ^(a)	3 500	780	2 720	..	qtr 4 2014-15
Golden Square Primary School – regeneration (Golden Square)	6 500	982	5 518	..	qtr 4 2014-15
Hume Valley School – regeneration – completion of redevelopment of facilities including performing arts (Broadmeadows) ^(b)	8 818	6 489	2 329	..	qtr 2 2014-15
Koo Wee Rup Secondary College – modernisation (Koo Wee Rup)	6 450	1 123	5 327	..	qtr 3 2014-15
Land acquisitions (statewide) ^(c)	22 950	11 000	11 950	..	qtr 4 2014-15
Lloyd Street Primary School – modernisation (Malvern East) ^(d)	650	375	275	..	qtr 1 2014-15

	<i>Total Estimated Investment</i>	<i>Estimated Expenditure to 30.06.14</i>	<i>Estimated Expenditure 2014-15</i>	<i>Remaining Expenditure</i>	<i>Estimated Completion Date</i>
Melton North West Primary School – new school (Melton West)	11 500	5 445	6 055	..	qtr 2 2014-15
Montmorency Primary School – modernisation (Montmorency)	3 695	2 164	1 531	..	qtr 3 2014-15
Mount Erin Secondary College – modernisation (Frankston South)	8 100	2 819	5 281	..	qtr 4 2014-15
Mountain Gate Primary School – modernisation (Ferntree Gully)	2 700	2 594	106	..	qtr 1 2014-15
Northern Bay P–12 College – regeneration (Norlane/Corio)	8 000	4 978	3 022	..	qtr 2 2014-15
Officer Secondary College (Stage 1) – new school (Officer)	11 500	5 250	6 250	..	qtr 3 2014-15
Phoenix P–12 Community College (formerly Sebastopol College) – modernisation (Sebastopol)	8 000	3 047	4 953	..	qtr 4 2014-15
Pinewood Primary School – modernisation (Mount Waverley)	4 500	3 763	737	..	qtr 1 2014-15
Relocatable classroom program (statewide)	4 770	1 550	3 220	..	qtr 2 2014-15
Rosebud Primary School – modernisation (Rosebud)	2 810	2 391	419	..	qtr 1 2014-15
Sandringham College – modernisation (Sandringham)	6 000	213	4 684	1 103	qtr 2 2015-16
School improvement fund – refurbishment and minor capital works (statewide) ^(e)	20 000	3 000	17 000	..	qtr 4 2014-15
Somerville Secondary College – new facilities (Somerville)	4 000	390	3 610	..	qtr 4 2014-15
Templestowe College – modernisation (Templestowe Lower) ^(f)	2 500	1 410	1 090	..	qtr 2 2014-15
Timbarra Secondary College year 10–12 Planning (Berwick)	200	100	100	..	qtr 1 2014-15
Truganina P–9 (stage 1) – new school (Truganina)	10 000	3 088	6 912	..	qtr 3 2014-15
Wattle View Primary School – modernisation (Ferntree Gully)	4 000	1 729	2 271	..	qtr 3 2014-15
Western Autistic School – new facilities (Laverton)	8 000	457	6 268	1 275	qtr 2 2015-16
Western Heights regeneration – regeneration – Western Heights Secondary College – stage 2 (Hamlyn Heights) ^(g)	13 000	9 498	3 502	..	qtr 3 2014-15
Western region autistic facility – new facility – commence construction of P–12 autistic school, co-located at Laverton P–12 College site (Laverton)	4 000	3 000	1 000	..	qtr 1 2014-15
Wyndham Vale South Primary School – new school (Wyndham Vale)	11 500	1 870	9 630	..	qtr 4 2014-15

	<i>Total Estimated Investment</i>	<i>Estimated Expenditure to 30.06.14</i>	<i>Estimated Expenditure 2014-15</i>	<i>Remaining Expenditure</i>	<i>Estimated Completion Date</i>
Technical and further education					
Chisholm Institute of TAFE – new facility – Berwick Trade Careers Centre (Berwick)	26 000	20 336	5 664	..	qtr 2 2014-15
TAFE structural adjustment fund (statewide)	100 000	5 000	28 000	67 000	qtr 4 2016-17
Commonwealth funding					
Trade training centres – government schools (statewide) ^(h)	248 160	209 729	19 431	19 000	qtr 2 2016-17
Total existing projects	650 803	365 687	196 738	88 378	
Total Education and Early Childhood Development projects	1 150 803	365 687	282 253	312 170	
Other capital expenditure ⁽ⁱ⁾	na	na	51 500	na	na
TAFEs and Schools ^(j)	na	na	193 947	na	na
Total 2014-15 Education and Early Childhood Development capital expenditure			527 700		

Source: Department of Education and Early Childhood Development

Notes:

- (a) Construction period is extended due to longer than anticipated finalisation of Joint Use Agreement.
- (b) Construction period is extended due to the liquidation of appointed builder and project undergoing re-documentation and re-tendering.
- (c) Funding reallocated to Lloyd Street Primary School modernisation works. No overall change in TEI.
- (d) Funding reallocated from Land acquisitions (statewide). No overall change in TEI.
- (e) This is a program with school managed projects and has undergone detailed scoping of projects causing delayed commencement and completion.
- (f) Construction period is extended due to significant asbestos mitigation works.
- (g) Construction period is extended due to significant flood mitigation works.
- (h) TEI increase is due to increased Commonwealth funding.
- (i) This program includes minor capital works in schools, system upgrades, minor asset upgrades and replacements.
- (j) Other capital expenditure relates to education projects undertaken primarily from funding generated by external sources, including schools and TAFE third party revenue and capital grants received directly from the Commonwealth. Also captured is the estimated construction value of the new schools to be undertaken as a public private partnership contracting arrangement.

Completed projects

Apollo Bay P–12 College – planning – planning funding for forthcoming project (Apollo Bay)

Ashburton Primary School – modernisation – new classrooms and administration facilities (Ashburton)

Beaufort Education Centre regeneration – regeneration – Beaufort Primary School, Beaufort Secondary College – Stage 1 (Beaufort)

Birralee Primary School – modernisation – refurbish existing classrooms, administration and multipurpose facility (Doncaster)

Boronia K–12 College – regeneration (Boronia)

Box Hill Institute of TAFE – Integrated and Technical Centre – Elgar Road Campus – Commonwealth-supported project (Box Hill)

Brighton Secondary College – modernisation – new science and technology facilities (Brighton East)

Castlemaine Secondary College – modernisation – consolidation of two school sites (Castlemaine)

Dingley Primary School – modernisation – construction of administration and learning spaces – stage 2 (Dingley Village)

Doreen South Primary School – new school (Doreen)

Eaglehawk Primary School – modernisation – refurbishment of existing facilities (Eaglehawk)

Golden Square Primary School – regeneration – construction of administration and new learning areas (Golden Square)

Leongatha Secondary College – regeneration – continuation of major redevelopment of school facilities (Leongatha)

Malvern Primary School – modernisation (East Malvern)

Mirboo North Secondary College – modernisation – construction of new specialist teaching facilities (Mirboo North)

Mount Erin Secondary College – planning (Frankston South)

Mountain Gate Primary School – planning (Ferntree Gully)

Northern Bay P–12 College – regeneration stage 2 – construction of Wexford Road P–8 campus and Peacock Avenue P–8 campus (Corio)

Northern Melbourne Institute of TAFE – campus redevelopment – Teaching and Learning Centre (Preston)

Officer Secondary College – new school – planning (Officer)

Officer Special School – new school – new special school construction (Officer)

Pembroke Secondary College – modernisation – stage 2 (Mooroolbark)

Phoenix P–12 Community College – modernisation – construction of three learning precincts and specialist teaching facilities (Sebastopol)

Point Cook South-East P–9 – new school – construction of new P–9 school – stage 1 (Point Cook)

Ringwood North Primary School – modernisation – construction of new learning areas (Ringwood North)

Scoresby Primary School – minor works (Scoresby)

Seaford Primary School – modernisation – refurbishment of learning areas (Seaford)

TAFE Student Management System (statewide)

Technical Education Centres (Ballarat)

Templestowe College – modernisation – refurbishment of specialist teaching facilities (Templestowe Lower)

Torquay Secondary College – new school – new full size secondary college construction (Torquay)

University of Ballarat TAFE – Manufacturing Technology Training Centre (Ballarat)

Wandin Yallock Primary School – modernisation – stage 2 (Wandin North)

Woolsthorpe Primary School – modernisation – construction of new school facilities (Woolsthorpe)

Estimated to be completed after publication date and before 30 June 2014

Adult, Community and Further Education Building Maintenance Program (statewide)

Bairnsdale Secondary College – modernisation – construction of administration and new learning areas (Bairnsdale)

Belvoir Wodonga Special Developmental School – modernisation – relocation to new site and facilities – stage 1 (Wodonga)

Belvoir Wodonga Special Developmental School – new facilities (Wodonga)

Dandenong High School – regeneration – major redevelopment and provision of new school facilities – stage 3 (Dandenong)

Land acquisitions – Connewarre School Precinct, Heather Grove (various)

Laverton P–12 College – regeneration stage 3 (Laverton)

Ouyen P–12 College – regeneration – construction of new primary school facilities (Ouyen)

Parkdale Secondary College – modernisation (Mordialloc)

Prahran Secondary College – feasibility study into the need for additional secondary education provision in the Prahran area (Prahran)

Relocatable classroom renewal – construction and modernisation of relocatable classrooms (statewide)

Toorloo Arm Primary School – modernisation – complete redevelopment of school – stage 2 (Lake Tyers Beach)

Wodonga Senior Secondary College – regeneration – construction of new administration and learning areas (Wodonga)

Source: Department of Education and Early Childhood Development

DEPARTMENT OF ENVIRONMENT AND PRIMARY INDUSTRIES

New projects

(\$ thousand)

	Total Estimated Investment	Estimated Expenditure to 30.06.14	Estimated Expenditure 2014-15	Remaining Expenditure	Estimated Completion Date
Caring for our coast (statewide)	1 059	1 059	qtr 4 2013-14
Improving tourism in national parks, state forests and public land (statewide)	13 350	..	3 300	10 050	qtr 4 2017-18
Strategic fuel management (statewide)	10 000	..	5 000	5 000	qtr 4 2015-16
Swindler's Valley maintenance works (Mount Hotham) ^(a)	7 603	1 572	6 031	..	qtr 4 2014-15
Total new projects	32 012	2 631	14 331	15 050	

Source: Department of Environment and Primary Industries

Note:

(a) TEI includes \$1.572 million from other sources.

Existing projects

(\$ thousand)

	Total Estimated Investment	Estimated Expenditure to 30.06.14	Estimated Expenditure 2014-15	Remaining Expenditure	Estimated Completion Date
Consolidating accommodation (Warrnambool) ^(a)	8 250	4 148	4 102	..	qtr 3 2014-15
Consolidating accommodation metro and regional (Attwood) ^(a)	52 274	42 195	10 079	..	qtr 4 2014-15
Controlled environments for developing new crops development (statewide) ^(a)	10 700	9 225	1 475	..	qtr 4 2014-15
Extending Water Recycling at Torquay (Torquay) ^(a)	10 500	8 950	1 515	35	qtr 4 2015-16
Fire Web (non-metro various) ^(b)	19 897	16 380	3 517	..	qtr 4 2015-16
Groundwater monitoring bores (statewide) ^(a)	4 000	800	1 600	1 600	qtr 4 2015-16
Improved bushfire prevention, preparedness, response and recovery (statewide) ^{(a)(c)}	39 795	36 395	3 400	..	qtr 4 2014-15
Melbourne strategic assessment (metro various)	334 300	25 170	5 000	304 130	qtr 2 2053-54
Project 000 Response (statewide)	23 469	19 991	3 478	..	qtr 4 2014-15
Systems for enhanced farm services – system development (statewide)	14 704	6 045	8 659	..	qtr 4 2014-15
Total existing projects	517 889	169 299	42 825	305 765	
Total Environment and Primary Industries projects	549 901	171 930	57 156	320 815	
Other capital expenditure ^(d)	na	na	40 744	na	various
Total 2014-15 Environment and Primary Industries capital expenditure			97 900		

Source: Department of Environment and Primary Industries

Notes:

- (a) Project has a revised estimated completion date.
- (b) TEI for Fire Web has decreased by \$8.863 million. This amount has been transferred from the Department of Environment and Primary Industries' asset funding in accordance with the reclassification of works from asset to output.
- (c) TEI for Improved bushfire prevention, preparedness, response and recovery has increased by \$2.225 million. This amount has been transferred from the Department of Environment and Primary Industries' provision of outputs in accordance with the reclassification of works from output to asset.
- (d) Other capital expenditure includes projects being undertaken in Department of Environment and Primary Industries entities and funded through the Department, as well as investment to maintain and upgrade the existing asset base.

Completed projects

Flood warning system recovery and improvement (statewide)

Silviculture seed extraction and storage (statewide)

Estimated to be completed after publication date and before 30 June 2014

Advanced computing for biological and farm systems research – system replacement (statewide) ^(a)

Black Rock Water Recycling Project (Geelong)

Increased planned burning (statewide) ^(a)

Natural disaster emergencies – system development (Melbourne)

Reducing Fire Risk – expanding the Planned Burning Program to 390 000 hectares – asset (statewide)

Walking trails (statewide)

Source: Department of Environment and Primary Industries

Note:

(a) Project was included in last year's completed project list but was completed in 2013-14.

DEPARTMENT OF HEALTH

New projects

(\$ thousand)

	Total Estimated Investment	Estimated Expenditure to 30.06.14	Estimated Expenditure 2014-15	Remaining Expenditure	Estimated Completion Date
Austin Short Stay Unit (Heidelberg) ^(a)	8 703	8 703	qtr 4 2016-17
Barwon Health – North (Geelong)	28 080	..	3 400	24 680	qtr 4 2018-19
Boort Hospital redevelopment (Boort)	14 000	..	2 200	11 800	qtr 4 2016-17
Community residential alcohol and drug withdrawal service for mothers with babies (statewide)	4 000	..	200	3 800	qtr 4 2016-17
Engineering infrastructure replacement (statewide)	25 000	..	25 000	..	qtr 4 2014-15
Increasing critical care capacity (statewide)	4 000	..	4 000	..	qtr 4 2014-15
Latrobe Regional Hospital redevelopment – stage 2A (Latrobe)	73 000	..	2 500	70 500	qtr 4 2017-18
Major expansion for Healesville Hospital (Healesville) ^(b)	4 560	100	100	4 360	qtr 4 2015-16
Medical equipment replacement (statewide)	35 000	..	35 000	..	qtr 4 2014-15
Moyne Community Health Service (Moyne)	3 000	..	1 500	1 500	qtr 4 2015-16
Prevention and Recovery Care Services – Mildura and Warrnambool (non-metro various)	8 600	..	1 000	7 600	qtr 4 2017-18
Transitional Mental Health Service (statewide)	14 900	..	6 000	8 900	qtr 4 2016-17
Total new projects	222 843	8 803	80 900	133 140	

Source: Department of Health

Notes:

- (a) Additional funds of \$1.200 million has been committed from the Engineering Infrastructure Replacement Program announced in 2013-14 and 2014-15, and an additional \$1.600 million contribution from the Austin Hospital, bringing the total cost of the project to \$11.503 million. Cash flows for this project are still being finalised.
- (b) Funding of \$3.000 million was announced in 2010-11 for the Healesville Hospital upgrade. The new expanded project also has additional funds committed by Eastern Health (\$500 000) and from the Rural Capital Support Fund (\$2.770 million).

Existing projects

(\$ thousand)

	<i>Total Estimated Investment</i>	<i>Estimated Expenditure to 30.06.14</i>	<i>Estimated Expenditure 2014-15</i>	<i>Remaining Expenditure</i>	<i>Estimated Completion Date</i>
Ballarat Hospital – additional beds, ambulatory care and helipad (Ballarat)	46 363	26 538	9 855	9 970	qtr 2 2016-17
Barwon Health/Geelong Health – expanding health capacity (Geelong)	26 600	18 602	7 998	..	qtr 2 2014-15
Bendigo Hospital – redevelopment (Bendigo) ^(a)	129 460	83 560	14 600	31 300	qtr 2 2016-17
Box Hill Hospital – redevelopment (Box Hill)	447 500	302 800	109 000	35 700	qtr 2 2015-16
Castlemaine Hospital – upgrade (Castlemaine)	10 000	5 500	4 500	..	qtr 3 2014-15
Charlton Hospital – reconstruction (Charlton) ^(b)	22 700	9 000	13 000	700	qtr 2 2014-15
Echuca Hospital – redevelopment (Echuca)	40 000	37 000	3 000	..	qtr 4 2014-15
Frankston Hospital – emergency department redevelopment (Frankston)	39 964	13 000	19 400	7 564	qtr 1 2015-16
Frankston Hospital – inpatient expansion (Frankston)	35 959	15 600	20 359	..	qtr 2 2014-15
Geelong Hospital – major upgrade (Geelong)	93 270	35 640	30 425	27 205	qtr 2 2015-16
Gippsland Cancer Centre – expansion (Traralgon)	22 000	20 500	1 500	..	qtr 2 2014-15
Health and Medical Precinct and Community-based Ambulatory Care Centre (metro)	18 200	1 640	9 540	7 020	qtr 2 2016-17
Improving ambulance service delivery – outer metropolitan Melbourne (metro)	21 231	20 211	1 020	..	qtr 4 2014-15
Improving hospital services – sub-acute (statewide) ^(c)	186 900	174 400	12 500	..	qtr 4 2014-15
Kerang District Health – residential aged care redevelopment (Kerang)	17 850	17 850	qtr 2 2015-16
Kilmore and District Hospital – redevelopment (Kilmore) ^(d)	20 000	14 500	5 500	..	qtr 3 2014-15
Maroondah Hospital – expansion (Ringwood East)	21 987	21 500	487	..	qtr 2 2014-15
Mildura Base Hospital – expansion (Mildura)	5 000	5 000	qtr 2 2014-15
Monash Children’s Hospital (Clayton) ^(e)	250 000	18 500	47 000	184 500	qtr 2 2016-17
MonashLink Community Health Services (Glen Waverley and Oakleigh) ^(f)	9 100	9 100	qtr 4 2014-15
New mental health beds stage 2 (metro) ^(g)	7 800	5 800	2 000	..	qtr 2 2014-15

	<i>Total Estimated Investment</i>	<i>Estimated Expenditure to 30.06.14</i>	<i>Estimated Expenditure 2014-15</i>	<i>Remaining Expenditure</i>	<i>Estimated Completion Date</i>
Northern Hospital inpatient capacity expansion (Epping)	29 000	1 247	10 326	17 427	qtr 4 2015-16
Northern Hospital emergency department expansion (Epping)	24 480	22 030	2 450	..	qtr 4 2014-15
Numurkah Hospital – reinstatement of acute services (Numurkah) ^(h)	18 300	3 500	8 400	6 400	qtr 2 2015-16
Radiotherapy Services in south-west Victoria (Warrnambool) ⁽ⁱ⁾	15 000	6 600	8 400	..	qtr 1 2016-17
Regional mother–baby mental health units (rural)	6 000	5 268	732	..	qtr 2 2014-15
Royal Children’s Hospital ICT investment (Parkville)	23 947	2 306	4 415	17 226	qtr 4 2016-17
Royal Victorian Eye and Ear Hospital redevelopment (Melbourne) ^(j)	165 000	30 200	23 300	111 500	qtr 2 2017-18
Rural capital support (rural)	56 000	37 800	18 200	..	qtr 4 2014-15
Safety of women in care (statewide)	4 000	3 000	1 000	..	qtr 4 2014-15
Seymour Hospital chemotherapy chairs (Seymour)	2 000	1 400	600	..	qtr 3 2014-15
Statewide enhancements to regional cancer centres (statewide) ^(k)	9 500	4 000	5 500	..	qtr 4 2014-15
Swan Hill Hospital – aged care redevelopment (Swan Hill)	18 000	11 558	6 442	..	qtr 2 2014-15
Upgrade and build ambulance stations (non-metro various) ^(l)	16 000	12 000	4 000	..	qtr 2 2015-16
Waurin Ponds Community Hospital (Waurin Ponds)	50 155	2 040	8 665	39 450	qtr 3 2016-17
Werribee Mercy Hospital mental health expansion (Werribee)	34 700	3 700	19 000	12 000	qtr 2 2016-17
Western Region Health Centre – dental service redevelopment (Footscray)	9 710	1 570	6 860	1 280	qtr 1 2016-17
Total existing projects	1 953 676	1 004 460	439 974	509 242	
Total Health projects	2 176 519	1 013 263	520 874	642 382	
Other capital expenditure ^(m)	na	na	375 326	na	various
Total 2014-15 Health capital expenditure			896 200		

Source: Department of Health

- (a) The TEI has changed to reflect the public private partnership contract with the remaining capital for State retained associated project costs. The revised TEI for this initiative includes Stage 1 Enabling Works funding of \$55.000 million provided in 2009-10.
- (b) The project is being cost shared between the Commonwealth and the State under the Natural Disaster Relief and Recovery Arrangements.
- (c) This initiative is being delivered as an integrated project with additional funding provided from the Commonwealth’s Health and Hospital Fund – Round 3.
- (d) TEI for this initiative includes a \$10.000 million contribution from the Commonwealth’s Health and Hospital Fund – Round 3.
- (e) This initiative includes funds allocated in 2011-12 and 2012-13 for the planning and development of this project.
- (f) The Glen Waverley facility is complete. An expanded Oakleigh facility is being delivered with additional contribution from the health service.

Notes (continued):

- (g) TEI for this initiative includes a \$6.000 million contribution from the Commonwealth under the National Partnership Agreement on Supporting Mental Health Reform.*
- (h) This project may be eligible for funding from the Commonwealth under the Natural Disaster Relief and Recovery Arrangements.*
- (i) TEI for this initiative includes \$5.000 million allocated in the 2012-13 Budget for planning and development and \$10.000 million in the 2013-14 Budget as the State's contribution to the project. It also includes \$10.000 million from the Commonwealth.*
- (j) This initiative includes funds allocated in 2012-13 of \$2.000 million for the planning and development of this project.*
- (k) This initiative has been funded through the Commonwealth's Health and Hospital Fund – Round 3.*
- (l) The \$16.000 million upgrade and build ambulance stations funding is part of the state contribution to a broader Ambulance Victoria capital program. All of the state budget funds will be expended by 2014-15.*
- (m) Other capital expenditure includes projects being undertaken in Department of Health entities but funded through the Department, as well as investment to maintain and upgrade the existing asset base.*

Completed projects

Ballarat Regional Integrated Cancer Centre (Ballarat)
BreastScreen Victoria – digital technology roll-out (statewide)
Coleraine Hospital – redevelopment (Coleraine)
Critical Care Capacity Expansion (statewide)
Dandenong Hospital – mental health redevelopment and expansion (Dandenong)
Doutta Galla Kensington Community Health Centre – planning and development (Kensington)
Geelong Hospital – enhanced capacity works (Geelong)
Geelong residential aged care – retention of surplus public land for residential aged care (Geelong)
Improving ambulance service delivery – regional and rural (rural)
Improving hospital services – emergency department/elective surgery (statewide)
Kingston Centre redevelopment – stage 2 (Cheltenham)
Leongatha Hospital – redevelopment stage 2 (Leongatha)
Mental Health inpatient beds – stage 1 (Sunshine)
Monash Children’s Hospital – acute and intensive care services expansion (Clayton)
Motorcycle paramedic unit (Melbourne)
Olivia Newton-John Cancer and Wellness Centre – stage 2A (Heidelberg)
Olivia Newton-John Cancer and Wellness Centre – stage 2B (Heidelberg)
Royal Melbourne Hospital – allied health redevelopment (Parkville)
Royal Talbot Rehabilitation Centre – Mellor Ward refurbishment (Heidelberg)
Securing Our Health System – medical equipment replacement (statewide)
Securing Our Health System – statewide infrastructure replacement (statewide)
Sunshine Hospital – expansion and redevelopment stage 3 (Sunshine)
Sunshine Hospital critical care services (Sunshine)
Warragul Hospital – emergency department upgrade (Warragul)
Warrnambool Hospital – redevelopment stage 1C (Warrnambool)
Western Health food services (metro)
Youth prevention and recovery care services (statewide)

Source: Department of Health

DEPARTMENT OF HUMAN SERVICES

New projects

(\$ thousand)

	Total Estimated Investment	Estimated Expenditure to 30.06.14	Estimated Expenditure 2014-15	Remaining Expenditure	Estimated Completion Date
Out-of-home care residential capacity (statewide)	8 000	..	1 082	6 918	qtr 4 2017-18
Closing the Oakleigh Centre (Oakleigh)	8 666	..	3 895	4 771	qtr 4 2015-16
<i>Services Connect</i> (statewide)	2 100	..	1 600	500	qtr 4 2015-16
<i>Services Connect</i> – Single client view stage one (statewide)	7 160	800	6 360	..	qtr 4 2014-15
Total new projects	25 926	800	12 937	12 189	

Source: Department of Human Services

Existing projects

(\$ thousand)

	Total Estimated Investment	Estimated Expenditure to 30.06.14	Estimated Expenditure 2014-15	Remaining Expenditure	Estimated Completion Date
Closure of Sandhurst Residential Services (Bendigo) ^(a)	7 930	..	1 330	6 600	qtr 3 2015-16
Expanding accommodation with support (statewide) ^(a)	11 079	8 306	2 773	..	qtr 4 2014-15
Fire risk management – children and people with a disability (statewide) ^(a)	10 000	6 902	3 098	..	qtr 4 2014-15
Redevelopment of community facilities – building inclusive communities (statewide) ^(a)	5 000	2 858	2 142	..	qtr 4 2014-15
Responding to demands for residential out-of-home care (statewide)	9 136	1 999	4 529	2 608	qtr 4 2015-16
Services Connect (statewide)	3 000	538	2 462	..	qtr 4 2014-15
Youth justice centres – increasing capacity and improving infrastructure (statewide)	54 453	25 139	20 594	8 720	qtr 2 2015-16
Youth justice centres fire upgrades (statewide)	1 570	766	804	..	qtr 4 2014-15
Total existing projects	102 168	46 508	37 732	17 928	
Total Human Services projects	128 094	47 308	50 669	30 117	
Other capital expenditure ^(b)	na	na	46 731	na	various
Total 2014-15 Human Services capital expenditure ^(c)			97 400		

Source: Department of Human Services

Note:

(a) Project has a revised estimated completion date.

(b) Other capital expenditure relates to smaller projects, upgrades and replacement of operating assets.

(c) Youth Foyer projects are reported against the Director of Housing in 2014-15.

Completed projects

My Future My Choice (MFMC) – stage 2 (statewide)

Source: Department of Human Services

DEPARTMENT OF JUSTICE

New projects

(\$ thousand)

	Total Estimated Investment	Estimated Expenditure to 30.06.14	Estimated Expenditure 2014-15	Remaining Expenditure	Estimated Completion Date
Adult parole system funding (statewide)	2 000	..	2 000	..	qtr 4 2014-15
Arrest warrants – system improvements (statewide)	335	335	qtr 4 2013-14
Ballarat West Emergency Services Precinct (Ballarat West)	8 000	..	2 000	6 000	qtr 4 2016-17
Conducted energy devices (commonly known as Tasers) (statewide)	2 436	..	2 336	100	qtr 4 2017-18
Corrections system expansion (statewide) ^(a)	140 760	19 460	47 350	73 950	qtr 4 2016-17
Echuca Police Station replacement (Echuca)	12 700	..	596	12 104	qtr 1 2016-17
ESTA Triple Zero communications enhancement (statewide)	8 066	..	8 066	..	qtr 4 2014-15
Office of Public Prosecutions accommodation project (Melbourne)	11 239	..	2 678	8 561	qtr 2 2015-16
Police information technology refresh (statewide)	25 935	25 935	qtr 4 2013-14
Protective Services Officers – radio blackspot funding (statewide)	5 245	..	1 595	3 650	qtr 4 2015-16
St Kilda Road Police Station Replacement (Melbourne)	4 815	..	4 019	796	qtr 4 2015-16
Victoria Police critical equipment (statewide)	400	..	400	..	qtr 4 2014-15
Victoria Police Mounted Branch relocation project (Attwood)	11 850	150	3 200	8 500	qtr 4 2016-17
Total new projects	233 781	45 880	74 240	113 661	

Source: Department of Justice

Note:

(a) Includes previously approved funding of \$19.460 million.

Existing projects

(\$ thousand)

	<i>Total Estimated Investment</i>	<i>Estimated Expenditure to 30.06.14</i>	<i>Estimated Expenditure 2014-15</i>	<i>Remaining Expenditure</i>	<i>Estimated Completion Date</i>
Australian Communications and Media Authority (ACMA) compliance (statewide)	3 328	2 376	922	30	qtr 4 2015-16
Building confidence in corrections – construction/asset enhancement (statewide)	108 736	89 704	17 032	2 000	qtr 2 2014-15
City West Police Complex (Melbourne)	69 820	16 786	53 034	..	qtr 4 2014-15
Community Crime Prevention Program – upgrade police stations (statewide)	30 150	22 817	7 333	..	qtr 3 2014-15
High security prisoner – asset enhancement phase 1 (statewide)	1 300	1 300	qtr 4 2013-14
High security and management prisoners (Barwon)	35 000	700	20 680	13 620	qtr 4 2015-16
Improving the response to sexual assault – Multi-Disciplinary Centres (MDCs) (statewide) ^(a)	5 918	4 526	1 392	..	qtr 4 2014-15
Increase prison capacity (statewide) ^(b)	241 814	142 626	69 880	29 308	qtr 2 2017-18
Infringement Management and Enforcement Services – enhancement/equipment (statewide)	43 211	27 450	15 761	..	qtr 2 2014-15
Mobile Camera Replacement Program (statewide)	17 061	870	3 625	12 566	qtr 4 2016-17
New and upgraded police stations (statewide) ^(c)	26 640	8 226	18 414	..	qtr 4 2014-15
Peninsula Link fixed digital safety cameras – equipment (statewide)	9 575	5 308	4 267	..	qtr 1 2014-15
Police Information Process and Practice Reform program (statewide)	10 380	2 026	8 354	..	qtr 4 2014-15
Police Station infrastructure to accommodate 1 700 frontline police and 940 Protective Services Officers – asset enhancement (statewide) ^(d)	48 718	43 982	4 736	..	qtr 2 2014-15
Prison capacity expansion (statewide) ^(e)	86 135	49 537	36 598	..	qtr 1 2015-16
Reforming the collection and enforcement of legal debt in Victoria (statewide)	15 000	5 000	5 000	5 000	qtr 4 2016-17
State Coronial Services redevelopment (statewide)	102 676	90 013	12 663	..	qtr 2 2014-15
Upgrade Police Stations Stage 2 (various) ^(f)	47 707	24 428	23 279	..	qtr 4 2014-15

	<i>Total Estimated Investment</i>	<i>Estimated Expenditure to 30.06.14</i>	<i>Estimated Expenditure 2014-15</i>	<i>Remaining Expenditure</i>	<i>Estimated Completion Date</i>
Victoria Police Stations Program – Castlemaine Police Station – Construction (Castlemaine)	12 000	9 886	2 114	..	qtr 1 2014-15
Total existing projects	915 169	547 561	305 084	62 524	
Total Justice projects	1 148 950	593 441	379 324	176 185	
Other capital expenditure ^(g)	na	na	472 976	na	various
Total 2014-15 Justice capital expenditure			852 300		

Source: Department of Justice

Notes:

- (a) There has been a \$1.000 million increase in TEI due to additional fit-out costs associated with larger premises.
- (b) This initiative includes additional prison beds and new male prison. The TEI reflects reprioritisation of funding to Prison capacity expansion and the application of public private partnership policy.
- (c) This initiative includes the following projects: completion of a new police station at Sale and Somerville, and upgrades to police stations in Mount Waverley and Carrum Downs.
- (d) This initiative provides for a program of capital works at 102 police stations to accommodate the additional 1 700 police and 940 Protective Services Officers.
- (e) The project includes redirected funding from Increase prison capacity due to procurement savings.
- (f) Construction funding is provided for Operational Tactics and Safety Training Complex, Waurm Ponds, Emerald, Mount Waverley and Axedale.
- (g) Other capital expenditure includes public private partnership projects and ongoing replacement of operating equipment, vehicles and facility improvements.

Completed projects

Emergency services communications – asset enhancement (statewide)
Expansion of new model conferencing (statewide)
Increased prison capacity (statewide)
Location based telephone solution integration (statewide)
Responding to increased demand for men’s prison accommodation – new asset (Melbourne)
Victoria Police physical assets building – regional police stations program construction (statewide)

Estimated to be completed after publication date and before 30 June 2014

Upgrade to the Victoria Police Academy (statewide)

Source: Department of Justice

DEPARTMENT OF PREMIER AND CABINET

New projects

(\$ thousand)

	<i>Total Estimated Investment</i>	<i>Estimated Expenditure to 30.06.14</i>	<i>Estimated Expenditure 2014-15</i>	<i>Remaining Expenditure</i>	<i>Estimated Completion Date</i>
Arts and cultural facilities maintenance fund (statewide)	5 000	..	5 000	..	qtr 4 2014-15
Arts Centre Melbourne building services upgrade (Melbourne)	16 439	..	3 069	13 370	qtr 4 2016-17
Museum Victoria exhibition renewal (Melbourne)	3 000	..	3 000	..	qtr 4 2014-15
Total new projects	24 439	..	11 069	13 370	

Source: Department of Premier and Cabinet

Existing projects

(\$ thousand)

	Total Estimated Investment	Estimated Expenditure to 30.06.14	Estimated Expenditure 2014-15	Remaining Expenditure	Estimated Completion Date
Arts and cultural facilities maintenance fund renewal (statewide) ^(a)	4 028	1 898	2 130	..	qtr 4 2014-15
Contribution to Circus Oz relocation (Collingwood) ^(b)	14 886	12 766	2 120	..	qtr 3 2014-15
Cultural Agencies State collections management initiative (Melbourne)	6 000	4 000	2 000	..	qtr 4 2014-15
Protection and preservation of Government House (Melbourne)	1 000	476	524	..	qtr 4 2014-15
Protection and preservation of Government House – stage 2 (Melbourne)	2 500	..	2 500	..	qtr 4 2014-15
Royal Exhibition Building Protection and Promotion Project (Melbourne) ^(c)	20 000	780	14 411	4 809	qtr 4 2016-17
Shrine Galleries of Remembrance (Melbourne) ^(d)	45 000	41 700	3 300	..	qtr 2 2014-15
Total existing projects	93 414	61 620	26 985	4 809	
Total Premier and Cabinet projects	117 853	61 620	38 054	18 179	
Other capital expenditure ^(e)	na	na	21 373	na	various
Total 2014-15 Premier and Cabinet capital expenditure			59 427		

Source: Department of Premier and Cabinet

Notes:

- (a) TEI reduction from \$5.000 million to \$4.028 million relates to appropriation transfer of \$0.972 million from asset to output funding.
- (b) TEI reduction from \$15.000 million to \$14.886 million relates to appropriation transfers \$0.114 million from asset to output funding.
- (c) This is a Commonwealth initiative approved as part of the 2012-13 Commonwealth Budget.
- (d) TEI includes funding of \$22.500 million announced in the 2012-13 Budget and \$22.500 million in the 2014-15 Budget.
- (e) Other capital expenditure includes projects being undertaken in Department of Premier and Cabinet entities but funded through the Department, as well as investment to maintain and upgrade the existing asset base.

Completed projects

Arts Centre Melbourne critical works (Southbank)
 Cultural asset maintenance fund (statewide)
 Geelong Performing Arts Centre – critical works (Geelong)
 Museum Victoria exhibition renewal (Melbourne)
 National Gallery of Victoria (NGV) gallery renewal and redesign (Melbourne)
 Public Record Office Victoria asset plan renewal (North Melbourne)
 Public Record Office Victoria support plan (North Melbourne)

Source: Department of Premier and Cabinet

DEPARTMENT OF STATE DEVELOPMENT, BUSINESS AND INNOVATION

New projects

(\$ thousand)

	<i>Total Estimated Investment</i>	<i>Estimated Expenditure to 30.06.14</i>	<i>Estimated Expenditure 2014-15</i>	<i>Remaining Expenditure</i>	<i>Estimated Completion Date</i>
Ballarat West employment zone (Ballarat)	30 169	..	12 035	18 134	qtr 4 2017-18
Maintain the Melbourne Exhibition Centre (Melbourne)	5 000	..	5 000	..	qtr 4 2014-15
Regional Connectivity Program (statewide)	8 500	..	8 500	..	various
Total new projects	43 669	..	25 535	18 134	

Source: Department of State Development, Business and Innovation

Existing projects

(\$ thousand)

	Total Estimated Investment	Estimated Expenditure to 30.06.14	Estimated Expenditure 2014-15	Remaining Expenditure	Estimated Completion Date
E-Gate Precinct Redevelopment (West Melbourne) ^(a)	4 140	3 640	500	..	qtr 4 2014-15
Federation Square capital replacement and renewal works (Melbourne)	11 735	3 948	3 678	4 109	qtr 4 2015-16
Federation Square East (Melbourne) ^(a)	5 201	4 601	600	..	qtr 4 2014-15
Lysterfield Lake Park – land purchase (Lysterfield) ^(b)	3 000	1 740	60	1 200	qtr 4 2035-36
Melbourne Exhibition Centre expansion project (Melbourne) ^(a)	2 000	650	1 350	..	qtr 4 2014-15
Melbourne Exhibition Centre expansion – land acquisition (Melbourne) ^(a)	17 700	17 020	680	..	qtr 4 2014-15
Melbourne Wholesale Markets – redevelopment (Epping) ^(c)	492 418	414 394	78 024	..	qtr 4 2014-15
Parkville Gardens (Parkville)	43 520	30 403	1 200	11 917	qtr 4 2017-18
Princes Pier restoration – stage 2 (Port Melbourne) ^(a)	20 000	19 126	874	..	qtr 4 2014-15
Total existing projects	599 714	495 522	86 966	17 226	
Total State Development, Business and Innovation projects	643 383	495 522	112 501	35 360	
Other capital expenditure ^(d)	na	na	23 899	na	various
Total 2014-15 State Development, Business and Innovation capital expenditure			136 400		

Source: Department of State Development, Business and Innovation

Notes:

- (a) This project had an estimated completion date of mid 2014 but is now estimated to be completed in quarter 4, 2014-15.
- (b) The Government pays \$0.060 million per year to Boral for the purchase of the Lysterfield land, with the last payment due in 2036.
- (c) TEI has increased by \$39.000 million from the 2013-14 Budget to facilitate current contracted obligations for construction works prior to return of these funds by the Melbourne Market Authority via a debt facility.
- (d) Other capital expenditure primarily relates to minor asset projects and upgrades and the ongoing replacement and upgrades of existing assets.

Completed projects



Docklands Studios Melbourne – Future Directions – Infrastructure enhancement (Docklands)
Puffing Billy Railway upgrade (Belgrave)

Source: Department of State Development, Business and Innovation

DEPARTMENT OF TRANSPORT, PLANNING AND LOCAL INFRASTRUCTURE

New projects

(\$ thousand)

	Total Estimated Investment	Estimated Expenditure to 30.06.14	Estimated Expenditure 2014-15	Remaining Expenditure	Estimated Completion Date
Arterial road restoration (statewide)	50 000	..	30 000	20 000	qtr 4 2015-16
Avalon Airport Rail Link – transport corridor protection (Avalon) ^(a)	1 300	..	325	975	qtr 4 2017-18
Bushfire Recovery Package (statewide)	363	363	qtr 4 2013-14
Calder Highway interchange Ravenswood (Ravenswood) ^(b)	86 000	1 660	8 110	76 230	qtr 4 2017-18
Carrum-Warburton bike trail (metro various)	2 797	..	226	2 571	qtr 4 2015-16
Cranbourne-Pakenham Rail Corridor project (metro various)	2 000 000– 2 500 000	5 000	20 000	2 475 000	2018-19
East West Link – Western Section (metro) ^(c)	8 000 000– 10 000 000	4 000	100 000	9 896 000	2022-23
Fishermans Bend urban renewal area – phase one initiatives (metro various)	5 000	..	5 000	..	qtr 4 2014-15
In-taxi data collection (statewide)	4 464	3 332	1 132	..	qtr 4 2014-15
Marine pollution response capability (statewide)	3 374	..	939	2 435	qtr 4 2017-18
Metro Level Crossing Blitz (metro various)	20 000	..	10 000	10 000	qtr 4 2015-16
Metro Level Crossing Blitz program	457 319	..	34 400	422 919	qtr 4 2017-18
<ul style="list-style-type: none"> • Blackburn Road level crossing removal (Blackburn) • Burke Road level crossing removal (Glen Iris) • North Road level crossing removal (Ormond) 					
Pioneer Road duplication (Grovedale)	12 000	..	4 992	7 008	qtr 4 2015-16
Port-Rail shuttle (metropolitan intermodal system) (metro various) ^(d)	58 000	..	3 800	54 200	qtr 2 2017-18
Princes Highway duplication project – Winchelsea to Colac (non-metro various) ^(e)	349 490	..	44 720	304 770	qtr 4 2018-19
Princes Highway East (Sand Road interchange) (non-metro various) ^(f)	30 000	..	1 000	29 000	qtr 4 2016-17

	<i>Total Estimated Investment</i>	<i>Estimated Expenditure to 30.06.14</i>	<i>Estimated Expenditure 2014-15</i>	<i>Remaining Expenditure</i>	<i>Estimated Completion Date</i>
Princes Highway East passing lanes (Hospital Creek, Dinner Creek, and Wombat Creek) (non-metro various) ^(g)	11 000	300	2 500	8 200	qtr 4 2016-17
Relieving congestion on suburban roads (metro various)	19 824	..	4 725	15 099	qtr 4 2016-17
Transport solutions – regional roads package (non-metro various) ^(h)	50 000	..	14 619	35 381	qtr 4 2016-17
Total new projects	11 160 931– 13 660 931	14 655	286 488	13 359 788	

Source: Department of Transport, Planning and Local Infrastructure

Notes:

- (a) The TEI does not include previous output funding of \$5.100 million provided in 2011-12 and 2012-13 for planning and business case development.
- (b) The TEI includes anticipated Commonwealth funding of \$45.000 million.
- (c) The TEI includes Commonwealth funding of \$1.500 billion. The capital cost of this project is estimated to be between \$8 billion and \$10 billion.
- (d) The TEI includes Commonwealth funding of \$38.000 million that was previously reported separately with \$20.000 million for Somerton Intermodal Terminal and \$18.000 million for Dandenong Intermodal Terminal. The TEI does not include previous funding of \$2.000 million provided in 2010-11.
- (e) The TEI includes anticipated Commonwealth funding of \$167.755 million. The TEI does not include planning funding of \$12.000 million, of which \$7.000 million was Commonwealth funding.
- (f) The TEI includes anticipated Commonwealth funding of \$22.500 million.
- (g) The TEI includes anticipated Commonwealth funding of \$5.500 million.
- (h) The TEI includes anticipated Commonwealth funding of \$37.500 million.

Existing projects

(\$ thousand)

	Total Estimated Investment	Estimated Expenditure to 30.06.14	Estimated Expenditure 2014-15	Remaining Expenditure	Estimated Completion Date
Ballarat Western Link Road (Ballarat) ^(a)	35 500	8 966	12 876	13 658	qtr 4 2014-15
Bicycle infrastructure program (statewide) ^(b)	1 800	781	1 019	..	qtr 4 2014-15
Bus services improvements (statewide)	5 427	5 214	213	..	qtr 2 2014-15
Cycling package (statewide) ^(c)	12 767	9 202	2 999	566	qtr 2 2014-15
Darebin Creek Bike Trail (metro various)	18 000	5 150	9 000	3 850	qtr 2 2015-16
Dingley Bypass between Warrigal Road to Westall Road (Dingley)	155 700	41 103	32 595	82 002	qtr 1 2016-17
Doncaster Area Rapid Transit (DART) (metro various)	41 500	30 903	10 597	..	qtr 4 2014-15
East Werribee Employment Precinct preliminary infrastructure (East Werribee)	32 690	12 840	19 850	..	qtr 2 2015-16
East West Link – Eastern Section (metro various) ^(d)	6 000 000– 8 000 000	191 000	290 000	7 519 000	qtr 2 2019-20
Frankston transit interchange improvement project (Frankston)	13 830	700	4 700	8 430	qtr 4 2016-17
Heavy vehicle safety and productivity program (statewide) ^(e)	4 189	2 305	1 884	..	qtr 2 2014-15
M80 upgrade (metro various) ^(f)	864 610	844 214	6 308	14 088	qtr 2 2014-15
Managed motorway program – Monash Freeway between High Street and Warrigal Road (metro various) ^(g)	20 260	1 020	5 902	13 338	qtr 2 2015-16
Metro Level Crossing Blitz program (metro various) ^(h)	68 810	26 657	37 855	4 298	qtr 4 2014-15
Noise wall program (metro various)	20 052	15 459	3	4 590	qtr 4 2017-18
Sealing Omeo Highway (Omeo)	6 600	4 223	1 616	761	qtr 2 2014-15
SmartBus – yellow orbital stage 2 (metro various)	37 900	35 937	1 963	..	qtr 2 2014-15
Sneydes Road Interchange (Point Cook) ⁽ⁱ⁾	39 862	1 286	13 816	24 760	qtr 2 2016-17
Targeted road restoration (statewide)	90 000	30 000	30 000	30 000	qtr 4 2015-16
Transport Solutions (statewide) ^(j)	16 402	7 314	8 533	555	qtr 4 2014-15
VicRoads registration and licensing system (statewide) ^(k)	143 531	97 400	..	46 131	tbc

	<i>Total Estimated Investment</i>	<i>Estimated Expenditure to 30.06.14</i>	<i>Estimated Expenditure 2014-15</i>	<i>Remaining Expenditure</i>	<i>Estimated Completion Date</i>
Better Roads – Rural Arterial Roads Projects					
Ballarat Buninyong Road – upgrade (non-metro various)	4 500	2 426	2 074	..	qtr 2 2014-15
Geelong Ring Road stage 4C – Geelong Ring Road to Surf Coast Highway (Geelong)	90 400	58 806	21 295	10 299	qtr 4 2015-16
Kilmore Wallan bypass (Kilmore)	13 400	7 860	5 540	..	qtr 4 2014-15
Koo Wee Rup Bypass (Koo Wee Rup)	66 000	28 247	23 785	13 968	qtr 2 2015-16
Princes Highway East – Traralgon to Sale duplication (non-metro various) ^(l)	175 000	95 122	44 768	35 110	qtr 3 2015-16
Princes Highway West – Colac to Winchelsea – planning (non-metro various) ^(m)	12 000	5 624	6 010	366	qtr 3 2015-16
Princes Highway West – stage 1 Waur Ponds to Winchelsea (non-metro various) ⁽ⁿ⁾	171 000	101 309	21 836	47 855	qtr 4 2014-15
Rural overtaking lanes – Hyland Highway (non-metro various)	4 660	3 359	500	801	qtr 2 2015-16
Rural overtaking lanes – Melbourne-Lancefield Road (non-metro various)	7 600	6 800	200	600	qtr 2 2015-16
Rural overtaking lanes – Strzelecki Highway (non-metro various)	4 100	3 628	272	200	qtr 2 2015-16
Western Highway duplication – Ballarat to Stawell (non-metro various) ^(o)	505 000	225 050	117 200	162 750	qtr 3 2015-16
Western Highway upgrade – Stawell to South Australian border (non-metro various) ^(p)	50 000	43 750	3 209	3 041	qtr 4 2014-15
Better Roads – Metropolitan (including Outer Metropolitan)					
Better Roads – local projects (statewide) ^(q)	22 928	19 699	2 709	520	qtr 4 2014-15
Box Hill to Ringwood Bikeway (metro various) ^(r)	tbc	tbc	tbc	tbc	tbc
Cardinia Road upgrade (Cardinia) ^(s)	18 530	7 282	6 573	4 675	qtr 4 2014-15
High Street Road improvement project (Wantirna South)	16 248	1 961	6 862	7 425	qtr 3 2015-16
Narre Warren Cranbourne Road duplication between Pound Road and Thompson Road (Narre Warren South)	49 000	14 870	15 000	19 130	qtr 2 2015-16
Stud Road Improvement Project – Boronia Road to Mountain Highway (Bayswater)	12 700	10 116	875	1 709	qtr 1 2014-15

	Total Estimated Investment	Estimated Expenditure to 30.06.14	Estimated Expenditure 2014-15	Estimated Remaining Expenditure	Estimated Completion Date
Transport Accident Commission					
Road Safety Strategy 2013-22 (statewide) ^(t)	541 169	52 941	78 000	410 228	qtr 2 2022-23
Total existing projects	9 393 665– 11 393 665	2 060 524	848 437	8 484 704	
Total Transport, Planning and Local Infrastructure projects	20 554 596– 25 054 596	2 075 179	1 134 925	21 844 492	
Other capital expenditure ^(u)	na	na	1 127 075	na	various
Total 2014-15 Transport, Planning and Local Infrastructure capital expenditure			2 262 000		

Source: Department of Transport, Planning and Local Infrastructure

Notes:

- (a) TEI has been reduced by \$2.500 million. This is due to this amount being attributed to output expenditure. The combined project cost including output is \$38.000 million.
- (b) TEI has been reduced by \$3.200 million. This is due to this amount being attributed to output expenditure. The combined project cost including output is \$5.000 million.
- (c) TEI has been reduced by \$2.506 million. This includes a decrease by \$0.056 million due to lower than anticipated construction costs. The remaining amount of \$2.450 can be attributed to output expenditure. The combined project cost including output is \$15.217 million.
- (d) Project previously reported as East West Link – Stage 1 (metro various).
- (e) TEI has been reduced by \$0.086 million. This is due to this amount being attributed to output expenditure. The combined project cost including output is \$4.275 million. Funding is provided by the Commonwealth.
- (f) Funding provided by the Commonwealth. TEI has decreased by \$35.390 million due to lower than anticipated construction costs.
- (g) TEI includes \$9.850 million of Commonwealth funding.
- (h) Includes previously reported Metropolitan level crossings – development and early works (metro various).
- (i) Announced in the 2013-14 Budget Update.
- (j) TEI has been reduced by \$3.798 million. This is due to this amount being attributed to output expenditure. The combined project cost including output is \$20.200 million. This includes \$0.200 million from other sources.
- (k) TEI has been reduced by \$15.000 million. This is due to this amount being attributed to output expenditure. The combined project cost including output is \$158.531 million. Project has been paused, to reassess customer expectations of future services needs and how they impact on systems requirements.
- (l) Project TEI includes \$140.000 million of Commonwealth funding.
- (m) Project TEI includes \$7.000 million of Commonwealth funding.
- (n) The TEI has decreased by \$49.000 million due to lower than anticipated construction costs. This project includes \$85.500 million of Commonwealth funding.
- (o) Project TEI includes \$404.000 million of Commonwealth funding.
- (p) TEI has increased by \$0.600 million due to higher than anticipated construction costs. Project TEI includes \$40 million of Commonwealth funding.
- (q) TEI has been reduced by \$2.492 million. This includes a decrease by \$0.439 million due to lower than anticipated construction costs. The remaining amount of \$2.053 can be attributed to output expenditure. The combined project cost including output is \$24.981 million.
- (r) Funded from Mitcham Road and Rooks Road, and Blackburn Road grade separations. Funding level to be confirmed.
- (s) TEI includes developer contribution.
- (t) TEI has increased by \$41.169 million as a result of a reassessment of the mix of projects between capital and operating based on recent trends. However, the overall program spend remains the same.
- (u) Other capital expenditure includes projects being undertaken in Department of Transport, Planning and Local Infrastructure entities but funded through the Department, as well as investment to maintain and upgrade the existing asset base.

Completed projects

Bass Highway duplication stage 7 – Woolmer Road to Phillip Island Road (Bass/Anderson)
Better Roads – Regional Victoria Development (non-metro various)
Breakwater Road – upgrade (Geelong)
Central activities areas and strategic sites (statewide)
Clyde Road duplication – High Street to Kangan Drive (Berwick)
Construction of Mornington bus interchange (Mornington)
Footscray central activities area (Footscray)
Geelong Ring Road noise walls – Construction (Wandana Heights)
Geelong Ring Road stage 4B – Anglesea Road to Princes Highway West (Geelong)
Goulburn Valley Nagambie Bypass (Nagambie)
Hallam Road duplication – Pound Road to Ormond Road (Hampton Park)
Kings Road duplication – Calder Freeway to Melton Highway (Brimbank)
Kings Road interchange – Calder Freeway (metro various)
Koroit Creek Road duplication – Grieve Parade to Millers Road (Altona)
Local ports and marine safety (statewide)
Local ports critical infrastructure works (statewide)
M80 upgrade – stage 1A Sydney Road to Calder Freeway (metro various)
M80 upgrade – stage 1B Western Highway to Sunshine Avenue (metro various)
Melbourne Cricket Ground – Southern Stand redevelopment and Yarra Park landscaping (Melbourne)
Omeo Highway sealing (Omeo)
Palmer Road/rail overpass (Williams Landing)
Peninsula Link (metro various)
Pound Road – South Gippsland Highway – South Gippsland Freeway intersection upgrade (Dandenong)
Princes Highway West – overtaking lanes west of Colac – construction and planning (non-metro various)
Road renewal and restoration boost (statewide)
South Gippsland Highway upgrade – Sale to Longford (Cox's Bridge) (Sale/Longford)
Western Highway realignment – Anthony's Cutting (Melton to Bacchus Marsh) (non-metro various)
Yarra Glen truck bypass (Yarra Glen)

Estimated to be completed after publication date and before 30 June 2014

Bushfire Recovery Package (statewide)
Cooper Street – road widening (Epping)
Hume Freeway – rest area upgrades (non-metro various)
M80 upgrade – stage 1C Edgars Road to Plenty Road (metro various)
Managed motorways – West Gate Freeway (Williamstown Road to M80 Ring Road) (metro various)
Metropolitan grade separations: Mitcham Road and Rooks Road grade separation project (Mitcham)
Metropolitan grade separations: Springvale Road grade separation project (Springvale)
Noise walls (metro various)
Tram and bus priority program (metro various)

Source: Department of Transport, Planning and Local Infrastructure

DEPARTMENT OF TREASURY AND FINANCE

New projects

(\$ thousand)

	Total Estimated Investment	Estimated Expenditure to 30.06.14	Estimated Expenditure 2014-15	Remaining Expenditure	Estimated Completion Date
Better revenue management system (Melbourne)	11 584	11 584	qtr 4 2018-19
Total new projects	11 584	11 584	

Source: Department of Treasury and Finance

Existing projects

(\$ thousand)

	Total Estimated Investment	Estimated Expenditure to 30.06.14	Estimated Expenditure 2014-15	Remaining Expenditure	Estimated Completion Date
State revenue management – e-Sys (Melbourne) ^(a)	10 383	7 883	2 500	..	qtr 4 2014-15
Total existing projects	10 383	7 883	2 500	..	
Total Treasury and Finance projects	21 967	7 883	2 500	11 584	
Other capital expenditure ^(b)	na	na	30 200	na	various
Total 2014-15 Treasury and Finance capital expenditure			32 700		

Source: Department of Treasury and Finance

Notes:

- (a) The actual capital expenditure for year 2012-13 was \$6.940 million. The expected total capital expenditure for year 2013-14 will be \$0.943 million. The amount of \$0.741 million was carried over to year 2013-14.
- (b) Other capital expenditure includes replacement of IT assets, annual upgrades of buildings, purchase of municipal land valuations and fleet turnover.

PARLIAMENT

Existing projects

(\$ thousand)

	<i>Total Estimated Investment</i>	<i>Estimated Expenditure to 30.06.14</i>	<i>Estimated Expenditure 2014-15</i>	<i>Remaining Expenditure</i>	<i>Estimated Completion Date</i>
Total existing projects
Total Parliament projects
Other capital expenditure ^(a)	na	na	1 500	na	various
Total 2014-15 Parliament capital expenditure			1 500		

Source: Parliament of Victoria

Note:

(a) Other capital expenditure primarily relates to capitalised ongoing property maintenance and upgrades.

COURTS

New projects

(\$ thousand)

	Total Estimated Investment	Estimated Expenditure to 30.06.14	Estimated Expenditure 2014-15	Remaining Expenditure	Estimated Completion Date
Shepparton Law Courts (Shepparton)	67 840	..	2 528	65 312	qtr 4 2017-18
Total new projects	67 840	..	2 528	65 312	

Source: Courts

Existing projects

(\$ thousand)

	Total Estimated Investment	Estimated Expenditure to 30.06.14	Estimated Expenditure 2014-15	Remaining Expenditure	Estimated Completion Date
Enhancing court IT and facilities (statewide)	6 500	1 000	5 500	..	qtr 4 2014-15
New Children's Court at Broadmeadows (Broadmeadows) ^(a)	11 440	1 655	9 785	..	qtr 4 2014-15
Total existing projects	17 940	2 655	15 285	..	
Total Courts projects	85 780	2 655	17 813	65 312	
Other capital expenditure ^(b)	na	na	5 787	na	various
Total 2014-15 Courts capital expenditure			23 600		

Source: Courts

Note:

- (a) Increase in TEI due to additional internal funding of \$1.440 million approved in 2013-14. The project has a revised estimated completion date.
- (b) Other capital expenditure includes capital works across the court jurisdictions and finance lease costs for motor vehicles.

COUNTRY FIRE AUTHORITY

New projects

(\$ thousand)

	<i>Total Estimated Investment</i>	<i>Estimated Expenditure to 30.06.14</i>	<i>Estimated Expenditure 2014-15</i>	<i>Remaining Expenditure</i>	<i>Estimated Completion Date</i>
Base capital fleet upgrade (statewide)	11 806	..	11 806	..	qtr 4 2014-15
Base capital fleet update (non-fire trucks) (statewide)	4 916	..	4 916	..	qtr 4 2014-15
Base capital land and buildings upgrade (statewide)	6 258	..	6 258	..	qtr 4 2014-15
Base capital plant and equipment upgrade (statewide)	999	..	999	..	qtr 4 2014-15
Emergency Services fleet upgrade (statewide)	17 239	..	17 239	..	qtr 4 2014-15
Replacement of respiratory protection equipment (statewide)	13 935	..	7 031	6 904	qtr 4 2016-17
Total new projects	55 153	..	48 249	6 904	

Source: Country Fire Authority

Existing projects

(\$ thousand)

	Total Estimated Investment	Estimated Expenditure to 30.06.14	Estimated Expenditure 2014-15	Remaining Expenditure	Estimated Completion Date
Base capital land and buildings upgrade (statewide) ^(a)	5 899	2 360	3 539	..	qtr 4 2014-15
Bushfire response – emergency services – Stage 3 (non-metro various)	56 000	36 344	19 656	..	qtr 2 2014-15
CFA Radio Communication Interoperability (statewide) ^(b)	5 337	3 964	1 373	..	qtr 4 2014-15
CFA Radio Communication Strategy (including blackspot remediation) (statewide)	3 424	3 251	173	..	qtr 4 2014-15
CFA Statewide Network of Incident Control Centres (statewide) ^(b)	1 330	884	446	..	qtr 4 2014-15
CFA Station Upgrades and Operational Resourcing (statewide) ^(c)	47 994	22 631	18 519	6 844	qtr 4 2015-16
CFA Volunteer Support Package (statewide) ^(d)	17 240	13 992	3 248	..	qtr 4 2014-15
Fiskville Redevelopment Program (Fiskville) ^(e)	6 400	5 474	926	..	qtr 4 2014-15
Regional Radio Dispatch (statewide) ^(e)	4 219	202	3 657	360	qtr 4 2014-15
Remediation of Fiskville and regional training colleges (Fiskville) ^{(c)(f)}	4 956	1 000	3 956	..	qtr 4 2015-16
Southern metro region and Seymour projects (Dandenong and Seymour) ^(a)	23 000	14 246	8 754	..	qtr 4 2014-15
Other – various facilities (statewide) ^(c)	7 450	1 950	5 500	..	qtr 4 2014-15
Total existing projects	183 249	106 298	69 747	7 204	
Total Country Fire Authority Projects	238 402	106 298	117 996	14 108	

Source: Country Fire Authority

Notes:

- (a) Incorrectly classified in previous budget papers.
- (b) Incorrectly classified under completed projects in the 2013-14 Budget.
- (c) The total estimated investment reported for the CFA Station Upgrades and Operational Resourcing project in the 2013-14 Budget was \$60.400 million. A proportion of the total estimated investment has been allocated to the Remediation of Fiskville and regional training colleges project and Other – various smaller projects.
- (d) Delay is due to testing of the mobile training modules throughout Victoria to allow volunteers to provide feedback before finalising designs for roll-out.
- (e) Cash flow has been revised following a review of capital project priorities.
- (f) Late commencement for remediation works is due to delays with the environment and human health risk assessments. Subsequently remediation works started in December 2013.

Completed projects

Estimated to be completed after publication date and before 30 June 2014

Bushfire response – emergency services – stage 1 (statewide)

Bushfire response – emergency services – stage 2 (non-metro various)

CFA Crew Protection Program (statewide)

CFA Fire Prevention Planning (statewide)

CFA Land Purchase (metropolitan)

Source: Country Fire Authority

METROPOLITAN FIRE AND EMERGENCY SERVICES BOARD

New projects

(\$ thousand)

	Total Estimated Investment	Estimated Expenditure to 30.06.14	Estimated Expenditure 2014-15	Remaining Expenditure	Estimated Completion Date
Computer equipment and software update/replacement 2014-15 (metro various)	4 105	..	4 105	..	qtr 4 2014-15
Defibrillator units replacement (metro various)	800	..	800	..	qtr 4 2014-15
Replacement of respiratory protection equipment (statewide)	3 402	..	1 736	1 666	qtr 4 2015-16
Station alteration and major maintenance 2014-15 (metro various)	6 788	..	6 788	..	qtr 4 2014-15
Vehicles – firefighting appliances upgrade/replacement 2014-15 (metro various)	3 422	..	3 422	..	qtr 4 2014-15
Vehicles – passenger car and light commercial upgrade/replacement 2014-15 (metro various)	2 900	..	2 900	..	qtr 4 2014-15
All remaining projects with a TEI less than \$250 000 (metro various)	305	..	305	..	various
Total new projects	21 722	..	20 056	1 666	

Source: Metropolitan Fire and Emergency Services Board

Existing projects

(\$ thousand)

	Total Estimated Investment	Estimated Expenditure to 30.06.14	Estimated Expenditure 2014-15	Estimated Remaining Expenditure	Estimated Completion Date
Altona Fire Station – construction (Altona) ^(a)	5 455	1 675	2 040	1 740	qtr 2 2015-16
Derrimut Fire Station – construction (Derrimut) ^(a)	8 025	8 025	qtr 2 2017-18
Glen Iris Fire Station – construction (Glen Iris) ^(a)	8 017	1 561	4 000	2 456	qtr 2 2015-16
Laverton Fire Station – construction (Laverton)	7 000	185	..	6 815	qtr 2 2016-17
Marine response (metro various) ^(b)	4 882	1 952	1 723	1 207	qtr 2 2015-16
Yarraville Fire Station – land purchase (Yarraville)	3 088	3 088	qtr 2 2015-16
Total existing projects	36 467	5 373	7 763	23 331	
Total Metropolitan Fire and Emergency Services Board projects	58 189	5 373	27 819	24 997	

Source: Metropolitan Fire and Emergency Services Board

Notes:

- (a) Cash flow has been revised following a review of capital project priorities.
 (b) This initiative has experienced delays and is expected to be completed in mid-2016. A major component will be completed in late-2014 with the delivery of the first vessel and the second vessel in mid-2016.

Completed projects

Future of operational learning and development training facility – construction (Craigieburn)

Estimated to be completed after publication date and before 30 June 2014

Computer equipment and software update/replacement 2013-14 (metro various)

Station alteration and major maintenance 2013-14 (metro various)

Vehicles – firefighting appliances upgrade/replacement 2013-14 (metro various)

Vehicles – passenger car and light commercial upgrade/replacement 2013-14 (metro various)

Withdrawn

Moonee Ponds Fire Station – construction (Moonee Ponds) ^(a)

Source: Metropolitan Fire and Emergency Services Board

Note:

- (a) Moonee Ponds Fire Station has been removed from existing projects. Construction of Moonee Ponds Fire Station may be considered in a future budget.

CHAPTER 3 – PUBLIC NON-FINANCIAL CORPORATIONS CAPITAL PROGRAM 2014-15

BARWON REGION WATER CORPORATION

New projects

(\$ thousand)

	Total Estimated Investment	Estimated Expenditure to 30.06.14	Estimated Expenditure 2014-15	Remaining Expenditure	Estimated Completion Date
Aireys Inlet water supply pipeline (Aireys Inlet)	9 302	..	308	8 994	qtr 1 2016-17
Elliminyt feeder main stage 2 (Elliminyt)	1 137	..	51	1 086	qtr 4 2029-30
Fyansford McDougall Street sewer upgrade (Fyansford)	1 996	1 996	qtr 4 2021-22
Golden Plains food precinct water stage 1 (Lethbridge)	8 340	924	7 391	25	qtr 1 2015-16
Golden Plains food precinct water stage 2 (Lethbridge)	4 880	4 880	qtr 4 2029-30
Leopold high level feeder main stage 1 (Leopold)	1 204	..	154	1 050	qtr 1 2022-23
Newtown feeder main replacement (Newtown)	1 658	1 643	8	7	qtr 1 2014-15
All remaining projects with a TEI less than \$1 million	4 911	60	1 184	3 667	various
Total new projects	33 428	2 627	9 096	21 705	

Source: Barwon Region Water Corporation

Existing projects

(\$ thousand)

	<i>Total Estimated Investment</i>	<i>Estimated Expenditure to 30.06.14</i>	<i>Estimated Expenditure 2014-15</i>	<i>Remaining Expenditure</i>	<i>Estimated Completion Date</i>
Aireys Inlet Water Treatment Plant upgrade (Aireys Inlet) ^(a)	2 211	2 211	qtr 1 2016-17
Allen Reservoir embankment upgrade (Lorne)	2 624	274	2 324	26	qtr 1 2015-16
Anglesea rising main No. 1 duplication (Anglesea)	1 558	1 558	qtr 3 2020-21
Apollo Bay Water Treatment Plant augmentation (Apollo Bay) ^(b)	9 219	7 418	1 779	22	qtr 1 2015-16
Apollo Bay Water Treatment Plant wash water recovery (Apollo Bay)	2 839	517	..	2 322	qtr 4 2023-24
Armstrong Creek – Boundary Road recycled water main (Armstrong Creek)	2 449	7	..	2 442	qtr 1 2021-22
Armstrong Creek – Horseshoe Bend north trunk sewers (Armstrong Creek)	8 453	171	93	8 189	qtr 4 2025-26
Armstrong Creek – Horseshoe Bend south trunk sewers (Armstrong Creek) ^(c)	1 925	177	108	1 640	qtr 4 2016-17
Armstrong Creek – keystone and Southern pressure regulating valves (Armstrong Creek)	2 004	1 795	196	13	qtr 1 2015-16
Armstrong Creek – keystone recycled water mains (Armstrong Creek)	1 995	18	..	1 977	qtr 4 2023-24
Armstrong Creek – Marshall precinct sewers (Armstrong Creek)	1 325	1 325	qtr 4 2029-30
Armstrong Creek – northern precinct recycled water mains (Armstrong Creek)	4 097	4 097	qtr 4 2023-24
Armstrong Creek – Trunk sewer (West) (Armstrong Creek)	5 532	1 220	1 075	3 237	qtr 4 2029-30
Armstrong Creek – western precinct recycled water mains (Armstrong Creek)	5 903	5 903	qtr 4 2025-26
Armstrong Creek – western precinct water mains (Armstrong Creek) ^(c)	2 619	2 619	qtr 4 2029-30
Armstrong Creek – central precinct recycled water mains (Armstrong Creek)	1 426	..	225	1 201	qtr 1 2021-22
Armstrong Creek – central precinct water mains (Armstrong Creek)	2 475	440	533	1 502	qtr 4 2018-19
Armstrong Creek Activity Centre recycled water mains (Armstrong Creek)	4 321	..	630	3 691	qtr 4 2020-21
Armstrong Creek Airport Road feeder mains (Armstrong Creek)	5 219	5 219	qtr 4 2018-19
Armstrong Creek Barwarre Road north feeder main (Armstrong Creek)	2 206	2 206	qtr 4 2029-30

	<i>Total Estimated Investment</i>	<i>Estimated Expenditure to 30.06.14</i>	<i>Estimated Expenditure 2014-15</i>	<i>Remaining Expenditure</i>	<i>Estimated Completion Date</i>
Armstrong Creek Barwarre Road recycled water mains (Armstrong Creek)	2 269	2 269	qtr 1 2020-21
Armstrong Creek Barwarre Road south feeder main (Armstrong Creek)	2 275	..	205	2 070	qtr 4 2029-30
Armstrong Creek Barwon Heads Road feeder mains (Armstrong Creek)	1 958	..	123	1 835	qtr 4 2025-26
Armstrong Creek Barwon Heads Road recycled water mains (Armstrong Creek)	1 703	1 703	qtr 1 2020-21
Armstrong Creek Batten Road recycled water mains (Armstrong Creek)	2 078	404	879	795	qtr 4 2018-19
Armstrong Creek Burvilles Road recycled water mains (Armstrong Creek)	2 861	2 861	qtr 1 2017-18
Armstrong Creek East recycled water mains (Armstrong Creek)	3 250	3 250	qtr 3 2021-22
Armstrong Creek Reserve Road feeder mains (Armstrong Creek)	1 578	1 578	qtr 4 2022-23
Armstrong Creek eastern feeder mains (Armstrong Creek)	2 916	382	123	2 411	qtr 4 2029-30
Armstrong Creek keystone stage 2 (Armstrong Creek)	2 652	2 652	qtr 4 2022-23
Armstrong Creek odour control options report (Armstrong Creek)	4 548	60	185	4 303	qtr 4 2015-16
Armstrong Creek potable water backup pump station (Armstrong Creek)	3 446	3 446	qtr 4 2029-30
Bannockburn Pump Station and rising main replacement (Bannockburn)	5 558	785	3 905	868	qtr 1 2016-17
Bannockburn Railway Crossings (Bannockburn) ^(d)	1 113	664	10	439	qtr 1 2020-21
Bannockburn South feeder main stage 2 (Bannockburn)	1 930	1 930	qtr 4 2029-30
Bannockburn Water Reclamation Plant reuse system upgrade – irrigation works (Bannockburn)	8 164	1 144	2 302	4 718	qtr 4 2029-30
Bannockburn West feeder main stage 4 (Bannockburn)	4 696	4 696	qtr 4 2029-30
Bannockburn basin lining and covering (Bannockburn)	3 375	2 544	820	11	qtr 1 2015-16
Bannockburn transfer main duplication (Bannockburn)	12 820	12 820	qtr 4 2029-30
Bannockburn water reclamation plant reuse system upgrade – recycled water pipeline (Bannockburn)	12 840	12 840	qtr 4 2025-26
Barongarook Creek sewer catchment upgrades – stage 1 (Barongarook)	3 268	3 268	qtr 4 2017-18
Batesford booster pump station upgrade (Batesford)	1 677	..	205	1 472	qtr 1 2016-17
Batesford feeder main – upgrade (Batesford)	1 260	..	103	1 157	qtr 1 2016-17

	<i>Total Estimated Investment</i>	<i>Estimated Expenditure to 30.06.14</i>	<i>Estimated Expenditure 2014-15</i>	<i>Remaining Expenditure</i>	<i>Estimated Completion Date</i>
Batesford feeder main stage 2 (Batesford)	3 584	3 584	qtr 4 2029-30
Bellarine transfer main stage 6 – Pettavel Basin to Ghazeepore Road (non-metro various)	30 959	219	..	30 740	qtr 4 2024-25
Bellarine transfer main stage No. 5B (Geelong)	11 024	295	..	10 729	qtr 1 2023-24
Belmont Pump Station and Highton interceptor sewer upgrade (Belmont)	10 712	1	..	10 711	qtr 4 2029-30
Black Rock Recycled Water Plant stage 2 (5.4 ML/d) upgrade (Connewarre)	2 692	2 692	qtr 4 2023-24
Black Rock Recycled Water Plant stage 3 – upgrade (Connewarre)	57 412	57 412	qtr 4 2029-30
Black Rock Recycled Water Plant stage 4 – upgrade (Connewarre)	57 412	57 412	qtr 4 2029-30
Black Rock Water Reclamation Plant inlet hydraulic capacity upgrade (Barwon Heads)	12 966	634	2 993	9 339	qtr 4 2015-16
Central water reclamation plants – minor improvements and renewals (Barwon Heads) ^(e)	15 435	2 606	226	12 603	ongoing
Clifton Springs Pump Station No. 1 upgrade (Clifton Springs)	7 950	1 531	..	6 419	qtr 1 2022-23
Clifton Springs Pump Station No. 2 upgrade (Clifton Springs)	2 061	1 348	..	713	qtr 1 2022-23
Clifton Springs rising main No. 1 replacement (Clifton Springs)	18 250	18 250	qtr 4 2021-22
Clifton Springs tank coating and lining (Drysdale)	1 806	1 806	qtr 1 2019-20
Colac Pump Station No. 3 – detent (Colac)	3 221	18	..	3 203	qtr 1 2024-25
Colac Water Reclamation Plant capacity upgrade (Colac)	7 740	527	6 041	1 172	qtr 4 2015-16
Colac Water Treatment Plant renewal and system upgrade (Colac)	1 870	965	118	787	ongoing
Colac West feeder main (Colac West)	4 618	4 618	qtr 4 2029-30
Colac water supply augmentation (Colac)	31 694	..	303	31 391	qtr 4 2018-19
Computer hardware – infrastructure (non-metro various)	17 597	3 511	1 067	13 019	ongoing
Corporate buildings refurbishment works (Geelong)	2 069	1 212	244	613	ongoing
Distribution – minor projects and improvements (non-metro various)	2 713	689	134	1 890	ongoing
Elliminyt sewer upgrades – stage 1 (Tulloh Street to Hart Street) (Elliminyt)	4 492	4 492	qtr 4 2019-20
Elliminyt sewer upgrades – stage 2 (Elliminyt)	1 596	1 596	qtr 4 2029-30

	<i>Total Estimated Investment</i>	<i>Estimated Expenditure to 30.06.14</i>	<i>Estimated Expenditure 2014-15</i>	<i>Remaining Expenditure</i>	<i>Estimated Completion Date</i>
Enterprise content management (Geelong)	2 494	2 391	103	..	qtr 1 2014-15
Feeder main stage 2 – upgrade (Highton)	6 857	6 857	qtr 1 2023-24
Flow metering (non-metro various)	1 491	617	60	814	ongoing
Fyansford Queens Park recycled water connection (Fyansford)	1 854	1 854	qtr 4 2025-26
Fyansford retic improvements and PRVs (Fyansford) ^(d)	3 474	..	51	3 423	qtr 4 2029-30
Fyansford development Minerva sewer connection (Fyansford) ^(f)	4 275	669	2 364	1 242	qtr 4 2015-16
Fyansford feeder main (Geelong)	8 671	673	666	7 332	qtr 4 2029-30
Fyansford feeder main stage 2 (non-metro various)	8 133	8 133	qtr 4 2029-30
Fyansford recycled water shared assets (Fyansford)	2 102	2 102	qtr 4 2025-26
Gentrack velocity version upgrade (Geelong)	2 299	2 299	qtr 4 2017-18
Gerangamete Treatment Plant capacity upgrade (Barwon Downs)	9 505	1 510	..	7 995	qtr 4 2018-19
Gheringhap Booster Pump Station upgrade (Gheringhap)	1 920	1 920	qtr 1 2021-22
Headworks minor asset creation (non-metro various)	2 694	719	127	1 848	ongoing
High level tank stage 2 – construction (Torquay)	14 200	1	..	14 199	qtr 4 2029-30
Highton feeder main stage 3 (Belmont)	16 404	16 404	qtr 4 2029-30
Highton high level tank No. 2 (Wandana Heights)	5 817	5 817	qtr 1 2020-21
House connections – sewer (non-metro various)	7 889	2 270	437	5 182	ongoing
House connections – water (non-metro various)	6 859	2 026	426	4 407	ongoing
Indented Head St Leonards feeder main stage 3 (non-metro various)	8 689	8 689	qtr 1 2020-21
Indented Head St Leonards feeder main stage 4 (St Leonards)	3 861	3 861	qtr 4 2024-25
Jan Juc feeder main replacement (Jan Juc)	5 652	5 652	qtr 4 2029-30
Jan Juc high level improvements stage 2 (Jan Juc)	1 654	1 654	qtr 4 2029-30
Jan Juc high level tank augmentation (Jan Juc)	2 785	2 785	qtr 4 2029-30
Jetty Road West 'C' Sewer Pump Station and rising main (Curllewis)	4 529	3 299	1 230	..	qtr 4 2014-15
Jetty Road West A Sewer Pump Station and rising main (Clifton Springs)	4 285	4 285	qtr 1 2024-25

	<i>Total Estimated Investment</i>	<i>Estimated Expenditure to 30.06.14</i>	<i>Estimated Expenditure 2014-15</i>	<i>Remaining Expenditure</i>	<i>Estimated Completion Date</i>
Jetty Road feeder main stage 5 (Drysdale)	4 551	4 551	qtr 4 2029-30
Jetty Road feeder mains stage 4 (Drysdale)	3 912	..	205	3 707	qtr 1 2019-20
Korweinguboorra spillway replacement (Moorabool)	1 844	1 424	410	10	qtr 1 2014-15
Lara Pump Station No. 1 upgrade and rising main replacement (Lara)	3 852	3 852	qtr 1 2025-26
Lara West feeder mains (Lara)	4 359	5	536	3 818	qtr 4 2029-30
Lara West feeder mains stage 2 (Lara)	2 690	2 690	qtr 4 2029-30
Lara West feeder mains stage 3 (Lara)	1 587	1 587	qtr 4 2029-30
Lara West feeder mains stage 4 (Lara)	1 241	1 241	qtr 4 2029-30
Leopold high level feeder main stage 2 (Leopold) ^(d)	1 103	1 103	qtr 4 2029-30
Leopold water supply improvements stage 6 (Leopold)	1 132	1 132	qtr 4 2024-25
Lethbridge water supply improvements stage 2 (Lethbridge)	11 346	11 346	qtr 4 2029-30
Lethbridge water supply improvements stage 3 (Lethbridge)	9 787	9 787	qtr 4 2029-30
Lining of main sewers (non-metro various)	42 080	7 530	2 255	32 295	ongoing
Lorne No. 2 Pump Station upgrade (Lorne)	1 311	250	1 040	21	qtr 1 2016-17
Lorne Wastewater Treatment Plant renewal and system upgrade (Lorne)	1 279	552	72	655	ongoing
Low level feeder main – upgrade (Inverleigh) ^(e)	15 761	15 761	qtr 1 2020-21
MGI Lovely Banks – Montpellier pump station (Lovely Banks)	3 878	639	..	3 239	qtr 4 2029-30
Main outfall sewer duplication (non-metro various)	101 379	1 607	..	99 772	qtr 4 2029-30
Mains replacement/rehabilitation and system improvements (non-metro various)	62 865	11 845	4 228	46 792	ongoing
Major mains manhole rehabilitation (non-metro various)	6 399	1 551	278	4 570	ongoing
Melbourne to Geelong Pipeline (non-metro various)	75 646	75 625	21	..	qtr 1 2014-15
Meter replacement program (non-metro various)	7 908	2 201	481	5 226	ongoing
Minor reticulation improvements (non-metro various)	2 992	783	160	2 049	ongoing
Miscellaneous land purchases (non-metro various)	2 765	249	103	2 413	ongoing

	<i>Total Estimated Investment</i>	<i>Estimated Expenditure to 30.06.14</i>	<i>Estimated Expenditure 2014-15</i>	<i>Remaining Expenditure</i>	<i>Estimated Completion Date</i>
Montpellier – Lovely Banks transfer main stage 4 (Cowies Creek/Lovely Banks)	15 853	15 853	qtr 4 2029-30
Montpellier Basin No. 4 Disinfection Plant (Highton) ^(d)	1 172	1 172	qtr 4 2029-30
Moorabool Water Treatment Plant improvements (Moorabool)	1 261	407	62	792	ongoing
Northern feeder main stage 3 (non-metro various)	2 875	2 860	8	7	qtr 1 2014-15
Northern feeder main stage 4 – Canterbury Road – Station Lake Road (non-metro various)	5 103	5 103	qtr 1 2021-22
Ocean Grove Banks Road Pump Station construction (Ocean Grove)	11 863	11 863	qtr 4 2029-30
Ocean Grove low level reticulation improvements (Ocean Grove) ^(d)	1 063	1 063	qtr 1 2023-24
Ocean Grove North feeder main stage 4 (Ocean Grove) ^(h)	10 588	10 588	qtr 4 2029-30
Ocean Grove North high level pump station stage 2 (Ocean Grove)	1 034	1 034	qtr 4 2029-30
Ocean Grove RM No. 3 augmentation (Ocean Grove) ^(d)	2 875	2 875	qtr 4 2029-30
Ocean Grove tank augmentation (Ocean Grove)	19 299	19 299	qtr 4 2029-30
Odour and corrosion programs (non-metro various)	3 590	930	710	1 950	ongoing
Outfall to Ovoid cross connection booster pump station (Geelong)	12 129	12 129	qtr 4 2029-30
Ovoid Sewer replacement racecourse to Carr Street (Geelong)	11 582	11 582	qtr 4 2029-30
Pettavel Basin augmentation stage 1 100ML basin (non-metro various) ⁽ⁱ⁾	9 293	7 329	1 948	16	qtr 1 2015-16
Pettavel Basin augmentation stage 2 100ML basin (non-metro various)	11 028	11 028	qtr 4 2029-30
Pettavel Basin new disinfection works (Pettavel)	1 269	1 269	qtr 1 2021-22
Pettavel Basin outlet improvements (Pettavel)	1 780	1 780	qtr 1 2021-22
Pisces Pump Station improvements (Apollo Bay) ⁽ⁱ⁾	1 095	1 095	qtr 1 2022-23
Plant and machinery (non-metro various)	9 488	1 836	836	6 816	ongoing
Portarlington 6ML tank improvements stage 2 (Portarlington)	3 278	3 278	qtr 1 2021-22
Portarlington Pump Station No. 6 upgrade (Portarlington)	4 169	4 169	qtr 1 2020-21
Portarlington Pump Station No. 7 upgrade (Portarlington)	2 049	2 049	qtr 4 2029-30

	<i>Total Estimated Investment</i>	<i>Estimated Expenditure to 30.06.14</i>	<i>Estimated Expenditure 2014-15</i>	<i>Remaining Expenditure</i>	<i>Estimated Completion Date</i>
Portarlington Water Reclamation Plant reuse upgrade (Portarlington)	9 471	9 471	qtr 4 2029-30
Property rationalisation (non-metro various)	5 446	5 446	ongoing
Pump station occupational health and safety (OH&S) issues (non-metro various)	2 679	647	134	1 898	ongoing
Queenscliff rising main No. 4 replacement (Queenscliff)	1 987	88	..	1 899	qtr 4 2029-30
Queenscliff transfer main replacement (Wallington)	8 493	8 493	qtr 1 2021-22
Regional treatment plants – minor improvements (non-metro various)	5 944	2 723	412	2 809	ongoing
Scotchmans Hill to Clifton Springs transfer main construction (Portarlington)	9 183	9 183	qtr 4 2029-30
Sewer pump replacements (Geelong/Otway)	4 578	1 003	236	3 339	ongoing
Sewer reticulation improvements (non-metro various)	7 597	1 836	381	5 380	ongoing
Shared sewerage assets (<300mm) (non-metro various)	2 792	1 378	103	1 311	ongoing
Shared water reticulation assets (non-metro various)	3 746	1 625	154	1 967	ongoing
South Highton feeder main stage 3 (South Highton)	3 446	3 446	qtr 4 2029-30
Switchboard replacements (non-metro various)	5 800	1 129	349	4 322	ongoing
Torquay No. 2 Sewer Pump Station storage (Torquay)	1 119	1 119	qtr 3 2020-21
Torquay No. 3 Sewer Pump Station and rising main – upgrade (Torquay)	3 152	3 152	qtr 4 2020-21
Torquay North High Level Pump Station (Torquay)	3 265	3 265	qtr 1 2021-22
Torquay North shared infrastructure recycled water (Torquay)	3 362	323	675	2 364	qtr 4 2019-20
Torquay West high level feeder main (Torquay)	7 417	7 417	qtr 1 2020-21
Torquay high level feeder main stage 5 (Torquay)	3 843	50	205	3 588	qtr 4 2029-30
Torquay high level feeder main stage 6 (Torquay)	9 001	210	666	8 125	qtr 4 2029-30
Torquay transfer main augmentation (Torquay)	30 327	30 327	qtr 4 2029-30
Torquay Transfer Main Booster Pump Station (Torquay)	3 214	438	75	2 701	qtr 1 2016-17
Vehicles (Geelong)	23 486	5 496	2 126	15 864	ongoing
Water leakage reduction (non-metro various)	7 764	3 434	1 253	3 077	qtr 4 2017-18

	<i>Total Estimated Investment</i>	<i>Estimated Expenditure to 30.06.14</i>	<i>Estimated Expenditure 2014-15</i>	<i>Remaining Expenditure</i>	<i>Estimated Completion Date</i>
Water main replacements – feeder mains (non-metro various)	8 264	70	10	8 184	ongoing
Water mains – replacements (non-metro various)	71 252	20 056	4 109	47 087	ongoing
Water meter replacement program (non-metro various)	8 712	2 396	562	5 754	ongoing
West Gellibrand reservoir upgrade (Forrest)	2 257	..	197	2 060	qtr 1 2016-17
West Lara transfer system (West Lara)	9 567	465	4 295	4 807	qtr 4 2019-20
Winchelsea feeder main stage 2 (Winchelsea)	2 315	2 315	qtr 1 2020-21
Wurdee Boluc Wastewater Treatment Plant filters refurbishment (Winchelsea) ⁽ⁱ⁾	3 920	752	1 163	2 005	qtr 4 2016-17
Wurdee Boluc Wastewater Treatment Plant lagoon capacity increase (Winchelsea)	2 543	2 543	qtr 1 2022-23
Wurdee Boluc Water Treatment Plant ultraviolet (UV) disinfection (Winchelsea)	4 705	4 705	qtr 4 2021-22
Wurdee Boluc inlet channel reconstruction stage 7 – replacement (Winchelsea)	3 201	167	1 761	1 273	qtr 4 2015-16
Wurdee Boluc renewal and system upgrade (Moriac)	1 919	539	87	1 293	ongoing
All remaining projects with a TEI less than \$1 million	41 551	5 118	3 366	33 067	various
Total existing projects	1 449 622	215 528	68 085	1 166 009	
Total Barwon Region Water Corporation projects	1 483 050	218 155	77 181	1 187 714	


Source: Barwon Region Water Corporation

Notes:

- (a) On hold following business case review.
- (b) Updated cost estimate following further design development.
- (c) Updated servicing plan based on more recent development information.
- (d) Previously included in the under \$1 million pool, over \$1 million this year so now classified as a discrete project.
- (e) Includes allowance for ultrafiltration and reverse osmosis membrane replacements
- (f) Review of servicing strategy. Lower overall cost servicing solution adopted. This component of the servicing strategy increased with reductions in other components that more than offset this increase.
- (g) Project deferred following water demand review.
- (h) Updated cost estimate.
- (i) Now includes existing basin cover replacement.
- (j) Review of scope and cost estimate.

Completed projects

13th Beach transfer of assets – sewer (Barwon Heads)
Aireys Inlet Water Reclamation Plant southern drain upgrade (Aireys Inlet)
Anglesea Borefield Project (Anglesea)
Apollo Bay bulk water supply (Apollo Bay)
Armstrong Creek – Charlemont Road water main (Armstrong Creek)
Armstrong Creek – southern recycled water mains (Armstrong Creek)
Armstrong Creek – trunk sewer (east) (Armstrong Creek)
Armstrong Creek Boundary Road feeder main (Armstrong Creek)
Armstrong Creek Mt Duneed recycled water balancing tank (Armstrong Creek)
Armstrong Creek keystone water mains stage 1 (Armstrong Creek)
Armstrong Creek recycled water transfer pipeline (Armstrong Creek)
Armstrong Creek southern extension recycled water mains (Armstrong Creek)
BASIS replacement (Geelong)
Ballan channel reconstruction (She Oaks)
Bannockburn Pump Station upgrade/replacement (Bannockburn)
Bannockburn Water Reclamation Plant – treatment system upgrade (Bannockburn)
Bannockburn tank (Bannockburn)
Barwon Heads Pump Station No. 1 upgrade (Barwon Heads)
Bellarine Basin Pump Station improvements (Wallington)
Bellarine transfer main stage No. 5A (Geelong)
Black Rock Recycled Water Plant – construction (Connewarre)
Black Rock Recycled Water Pump Station (Connewarre)
Bostock residual outlet pipework replacement (Moorabool)
Clifton Springs high level feeder main (Clifton Springs)
Cowies Creek Sewerage Pump Station upgrade (Geelong)
Dewing Creek diversion reinstate (Winchelsea)
High level feeder mains stage 3 – construction (Torquay)
Jan Juc high level water supply system (Torquay)
Leopold Pump Station 1 upgrade (Leopold)
Leopold Sewer Pump Station No. 1 upgrade – pumping station replacement (Leopold)
Leopold rising main No. 1 oxygen dissolve (Leopold)
Lethbridge water supply improvements (Lethbridge)
Lovely Banks basins lining and covering (Lovely Banks)
Matilda Court sewer diversion upgrade (Geelong)
Melaluka Road sewer upgrade (Leopold)
Northern Water Reclamation Plant (Geelong)
Ocean Grove North Pump Station (Wallington)
Ocean Grove Pump Station 4 upgrade (Ocean Grove)
Ocean Grove Pump Station No. 2 upgrade (Ocean Grove)
Painkalac Reservoir – embankment (Aireys Inlet)
Queenscliff Pump Station 4 upgrade (Queenscliff)
Queenscliff Sewer Pump Station No. 11 (Point Lonsdale)
Queenscliff – Ocean Grove rising main replacement (Point Lonsdale)



Torquay – Horseshoe Bend Road sewer stage 2 (Torquay)
Torquay North recycled water rising main, pump and tank (Torquay)
Torquay North recycled water tank (Torquay)
Torquay Surfviews Estate Sewer Pump Station and rising main stage 2 (Torquay)
Torquay high level tank (Torquay)
Torquay recycled water winter storage (Torquay)
Wurdee Boluc inlet channel reconstruction – stage 5 (Winchelsea)

Source: Barwon Region Water Corporation

CEMETERY TRUSTS

New projects

(\$ thousand)

	Total Estimated Investment	Estimated Expenditure to 30.06.14	Estimated Expenditure 2014-15	Remaining Expenditure	Estimated Completion Date
Bunurong master plan (Dandenong South)	41 671	2 777	35 894	3 000	qtr 2 2015-16
Chapel complex – redevelopment (Fawkner)	1 135	750	385	..	qtr 1 2014-15
Grave infrastructure – monumental (Fawkner)	1 264	764	500	..	qtr 1 2014-15
Springvale Botanical Cemetery – central precinct (Springvale)	19 555	12 000	7 555	..	qtr 1 2014-15
All remaining projects with a TEI of less than \$1 million	3 629	900	2 729	..	various
Total new projects	67 254	17 191	47 063	3 000	

Source: Cemetery Trusts

Existing projects

(\$ thousand)

	Total Estimated Investment	Estimated Expenditure to 30.06.14	Estimated Expenditure 2014-15	Remaining Expenditure	Estimated Completion Date
Crematorium and chapel complex – redevelopment (Altona) ^(a)	2 670	500	2 170	..	qtr 4 2014-15
All remaining projects with a TEI less than \$1 million	1 748	898	850	..	various
Total existing projects	4 418	1 398	3 020	..	
Total Cemetery Trusts projects	71 672	18 589	53 083	..	

Source: Cemetery Trusts

Note:

(a) This project was listed in last year's Budget Paper No. 4 as Greater Metropolitan Cemeteries Trust Crematorium – equipment (Altona). The TEI has since been revised upwards.

Completed projects

Land purchase (Marcus Hill)

Estimated to be completed after publication date and before 30 June 2014

Grave infrastructure – vault (Fawkner)

Source: Cemetery Trusts

CENTRAL GIPPSLAND REGION WATER CORPORATION

New projects

(\$ thousand)

	Total Estimated Investment	Estimated Expenditure to 30.06.14	Estimated Expenditure 2014-15	Remaining Expenditure	Estimated Completion Date
Drouin Wastewater Treatment Plant upgrade (Drouin)	18 923	424	2 082	16 417	qtr 4 2020-21
Gippsland Water Factory minor improvement works (non-metro various)	11 640	1 768	1 121	8 751	ongoing
Program ERS installation (non-metro various)	1 404	21	154	1 229	ongoing
Sale Water high lift pump station upgrade (Sale)	4 100	4 100	qtr 4 2019-20
Warragul Wastewater Treatment Plant upgrade (Warragul)	18 512	63	..	18 449	ongoing
All remaining projects with a TEI less than \$1 million	1 975	72	635	1 268	various
Total new projects	56 554	2 348	3 992	50 214	

Source: Central Gippsland Region Water Corporation

Existing projects

(\$ thousand)

	<i>Total Estimated Investment</i>	<i>Estimated Expenditure to 30.06.14</i>	<i>Estimated Expenditure 2014-15</i>	<i>Remaining Expenditure</i>	<i>Estimated Completion Date</i>
Agricultural minor works (non-metro various)	1 153	90	91	972	ongoing
Ancillary capital equipment (non-metro various)	2 134	213	213	1 708	ongoing
Bulk waste water capital projects (non-metro various)	8 715	765	859	7 091	ongoing
Bulk water capital projects (non-metro various)	5 596	463	234	4 899	ongoing
Churchill outfall sewer pipeline replacement (Churchill)	10 209	10 209	ongoing
Communications infrastructure (non-metro various)	2 210	241	219	1 750	ongoing
Continued software development of Supervisory Control and Data Acquisition (SCADA) (non-metro various)	2 134	213	213	1 708	ongoing
Coongulla/Glenmaggie sewerage scheme (Coongulla/Glenmaggie)	22 450	21 297	1 153	..	qtr 4 2014-15
Corporate systems (Traralgon)	1 058	593	193	272	ongoing
Customer information and billing system (non-metro various)	2 144	..	32	2 112	ongoing
Customer meter replacements (non-metro various)	4 477	447	447	3 583	ongoing
Desludging program – treatment group (non-metro various)	1 575	1 575	ongoing
Drouin sewerage – outfall augmentation (Drouin)	2 050	..	205	1 845	ongoing
Duplicate supply main from Sale Water Treatment Plant to town (Sale)	3 182	56	..	3 126	ongoing
Fleet – agribusiness tractors combine harvester (Dutson Downs)	3 045	199	645	2 201	ongoing
Fleet purchases (non-metro various)	22 854	1 742	1 916	19 196	ongoing
Gippsland Water Factory membrane replacement program – replacement (non-metro various)	10 735	1 006	1 008	8 721	ongoing
Information technology infrastructure (non-metro various)	2 380	267	320	1 793	ongoing
Loch Sport sewer – other (Loch Sport)	40 300	16 608	18 143	5 549	ongoing
Maffra Water Treatment Plant – new sludge handling system (Maffra)	3 384	3 384	ongoing
Moe Waste Water Treatment Plant phosphorus removal (Moe)	1 562	1 562	ongoing
Moe Water Treatment Plant – reconfiguration of control room – upgrade (Moe)	3 251	3 251	ongoing
Moe water supply – replacement of Tanjil raw water pumps (Moe)	1 334	1 334	ongoing

	<i>Total Estimated Investment</i>	<i>Estimated Expenditure to 30.06.14</i>	<i>Estimated Expenditure 2014-15</i>	<i>Remaining Expenditure</i>	<i>Estimated Completion Date</i>
Moondarra – Pine Gully dam safety remediation works (Moondarra)	1 801	447	..	1 354	ongoing
Moondarra – replace/repair the PSC pipework through TRC tunnels – renewal (Moondarra)	1 562	187	..	1 375	ongoing
Moondarra/Buckleys Hill – Australian National Committee of Large Dams (ANCOLD) remediation works stage 1 (Moondarra)	3 644	3 644	ongoing
Morwell South West Sewer Pump Station upgrade strategy (Morwell)	1 179	..	103	1 076	ongoing
Morwell water – twin six main replacement (Morwell)	1 436	104	..	1 332	ongoing
Purchase 3 GL bulk entitlements (non-metro various)	4 685	4 685	ongoing
Rainfall dependent infiltration and inflow minor works (non-metro various)	1 301	1 301	ongoing
Regional outfall sewer – renewal program (non-metro various)	9 576	2 418	2 073	5 085	ongoing
Replacement 5km saline waste outfall sewer pipe at McGaurans (non-metro various)	4 104	1 582	154	2 368	ongoing
Reticulation renewals (non-metro various)	16 659	1 041	1 041	14 577	ongoing
Sale Water Treatment Plant upgrade (Sale)	8 327	690	4 357	3 280	ongoing
Sale rising main upgrade (Sale)	3 904	3 904	ongoing
Sale sewer outfall/sewer pump station and land acquisition (Sale)	13 038	21	205	12 812	ongoing
Sale/Fulham irrigation infrastructure (Sale)	2 636	2 005	107	524	ongoing
Security program (non-metro various)	1 562	104	104	1 354	ongoing
Sewer pump station renewals and augmentation (non-metro various)	7 514	955	729	5 830	ongoing
Sewer reticulation customer charter initiative – minor capital projects (non-metro various)	4 788	479	455	3 854	ongoing
Sewer reticulation upgrades – all systems (non- metro various)	16 138	1 041	1 041	14 056	ongoing
Shared asset projects (non-metro various)	27 257	2 024	4 979	20 254	ongoing
Software upgrade (non-metro various)	2 945	763	434	1 748	ongoing
Supervisory Control and Data Acquisition (SCADA) asset upgrade program (non-metro various)	9 851	1 545	1 479	6 827	ongoing
Traralgon waste – Range View Drive/James Parade augmentation (Traralgon)	1 845	..	205	1 640	ongoing

	<i>Total Estimated Investment</i>	<i>Estimated Expenditure to 30.06.14</i>	<i>Estimated Expenditure 2014-15</i>	<i>Remaining Expenditure</i>	<i>Estimated Completion Date</i>
Traralgon waste - Stockdale Road 500mm high density polyethylene main and TES (Traralgon)	2 255	..	2 255	..	qtr 4 2014-15
Unplanned plant failures for wastewater (e.g. pumps, instruments, plant components) (non-metro various)	8 707	781	781	7 145	ongoing
Upgrade of non-water and waste infrastructure (non-metro various)	1 041	104	105	832	ongoing
Warragul – Moe water supply interconnect (Water Supply Demand Strategy – action 6) (Warragul)	15 801	6 986	..	8 815	ongoing
Warragul sewer – north east augmentation (Warragul)	2 583	20	102	2 461	ongoing
Warragul waste water – Hazel Creek trunk sewer stage 3, Howitt Street to sewer pump station site 2 (Warragul)	4 956	77	4 879	..	qtr 4 2014-15
Water quality improvement minor works (non-metro various)	3 467	320	320	2 827	ongoing
Water reticulation improvement minor works (non-metro various)	4 352	427	427	3 498	ongoing
Water treatment minor capital projects (non-metro various)	12 700	1 067	1 121	10 512	ongoing
Yallourn North Sewerage Pump Station rising main replacement (Yallourn North)	3 927	142	..	3 785	ongoing
All remaining projects with a TEI less than \$1 million	25 506	3 704	1 943	19 859	various
Total existing projects	388 979	73 234	55 290	260 455	
Total Central Gippsland Region Water Corporation projects	445 533	75 582	59 282	310 669	

Source: Central Gippsland Region Water Corporation

Completed projects

Dutson Downs 300ML winter storage (Dutson Downs)
Major client – pressure reduction and replacement (Morwell)
Moe water treatment plant sludge handling (Moe)
Seaspray wastewater system – raw water storage basin (Seaspray)
Traralgon Sewer Pump Station and rising main for eastern industrial development (Traralgon)
Traralgon waste – Stockdale Road 500mm high-density polyethylene main and TES (Traralgon)

Source: Central Gippsland Region Water Corporation

CENTRAL HIGHLANDS REGION WATER CORPORATION

New projects

(\$ thousand)

	<i>Total Estimated Investment</i>	<i>Estimated Expenditure to 30.06.14</i>	<i>Estimated Expenditure 2014-15</i>	<i>Remaining Expenditure</i>	<i>Estimated Completion Date</i>
Land development shared assets (non-metro various)	1 000	200	200	600	ongoing
Water supply (tanks) renewal (non-metro various)	830	80	..	750	ongoing
Water quality improvement (non-metro various)	11 585	650	..	10 935	ongoing
All remaining projects with a TEI less than \$1 million	5 877	1 527	57	4 293	various
Total new projects	19 292	2 457	257	16 578	

Source: Central Highlands Region Water Corporation

Existing projects

(\$ thousand)

	<i>Total Estimated Investment</i>	<i>Estimated Expenditure to 30.06.14</i>	<i>Estimated Expenditure 2014-15</i>	<i>Remaining Expenditure</i>	<i>Estimated Completion Date</i>
Fleet replacement program and building maintenance (non-metro various)	4 033	472	680	2 881	ongoing
Headworks improvements – construction (non-metro various)	34 561	21 715	4 916	7 930	ongoing
Information management implementation (non-metro various)	7 082	3 572	710	2 800	ongoing
Sewerage collection system upgrades (non-metro various)	9 660	675	2 560	6 425	ongoing
Wastewater reticulation and treatment scheme (non-metro various)	29 149	29 014	30	105	ongoing
Wastewater reticulation replacements (non-metro various)	21 560	10 989	2 665	7 906	ongoing
Wastewater treatment plant upgrade (non-metro various)	19 336	5 276	3 268	10 792	ongoing
Water meters replacement (non-metro various)	2 934	961	487	1 486	ongoing
Water network upgrades (non-metro various)	3 684	137	1 947	1 600	ongoing
Water reticulation replacement (non-metro various)	7 909	1 909	1 500	4 500	ongoing
Water treatment plant upgrade – other districts (non-metro various)	9 780	7 264	880	1 636	ongoing
All remaining projects with a TEI less than \$1 million	2 122	1 238	121	763	various
Total existing projects	151 810	83 222	19 764	48 824	
Total Central Highlands Region Water Corporation projects	171 102	85 679	20 021	65 402	

Source: Central Highlands Region Water Corporation

CITY WEST WATER CORPORATION

New projects

(\$ thousand)

	Total Estimated Investment	Estimated Expenditure to 30.06.14	Estimated Expenditure 2014-15	Remaining Expenditure	Estimated Completion Date
Aquifer storage and recovery (West Werribee)	8 900	1 200	7 700	..	qtr 4 2014-15
New distribution mains (Derrimut)	3 373	..	1 373	2 000	qtr 1 2016-17
New distribution mains (Werribee)	3 019	100	2 919	..	qtr 4 2014-15
New outlet mains (Werribee)	6 872	..	3 000	3 872	qtr 4 2015-16
Operations depot (Brooklyn)	2 569	..	2 569	..	qtr 2 2014-15
Pump station upgrade (Werribee)	1 238	575	663	..	qtr 2 2014-15
Sewer augmentation (Melbourne)	3 343	..	1 000	2 343	qtr 1 2016-17
Treatment plants upgrade (Altona)	7 603	..	1 400	6 203	qtr 3 2015-16
Watermain renewal (East Melbourne)	1 418	568	850	..	qtr 1 2014-15
Watermain renewal stage 2 (Richmond)	1 673	1 000	673	..	qtr 4 2014-15
Watermain renewal (Albion)	2 010	1 200	810	..	qtr 1 2014-15
Watermain renewal (Essendon)	10 000	200	5 800	4 000	qtr 3 2015-16
Total new projects	52 018	4 843	28 757	18 418	

Source: City West Water Corporation

Existing projects

(\$ thousand)

	Total Estimated Investment	Estimated Expenditure to 30.06.14	Estimated Expenditure 2014-15	Remaining Expenditure	Estimated Completion Date
New distribution mains (Point Cook)	2 248	..	548	1 700	qtr 1 2016-17
Satellite maintenance depot (West Melbourne)	1 200	11	1 189	..	qtr 2 2014-15
Software upgrade program (Sunshine)	104 120	53 048	24 083	26 989	qtr 4 2015-16
Watermain renewal (Melbourne)	9 230	4 282	4 948	..	qtr 1 2014-15
West Werribee growth works (West Werribee)	205 000	124 800	80 200	..	qtr 2 2014-15
West Werribee SCADA works (West Werribee)	5 725	2 728	2 997	..	qtr 4 2014-15
Total existing projects	327 523	184 869	113 965	28 689	
Total City West Water Corporation projects	379 541	189 712	142 722	47 107	

Source: City West Water Corporation

Completed projects

Stormwater harvesting (Burnside)
 Stormwater harvesting (Maribyrnong)
 Watermain renewal (North Melbourne)
 Watermain renewal stage 1 (Richmond)
 Watermain renewal (Williamstown)

Estimated to be completed after publication date and before 30 June 2014

Building works (Footscray)
 Sewer duplication (Wyndham)
 Stormwater harvesting (Keilor)
 Stormwater harvesting (Laverton)
 Stormwater harvesting (Melton)
 Stormwater harvesting (Footscray)
 Stormwater reuse (Melton)
 Stormwater harvesting (Footscray CAD)
 Watermain renewal (Fitzroy)

Source: City West Water Corporation

COLIBAN REGION WATER CORPORATION

New projects

	(\$ thousand)				
	Total Estimated Investment	Estimated Expenditure to 30.06.14	Estimated Expenditure 2014-15	Remaining Expenditure	Estimated Completion Date
Castlemaine Water Reclamation Plant upgrade stage 2 (Castlemaine)	9 529	191	..	9 338	qtr 4 2015-16
Cohuna Water Treatment Plant clear water tank refurbishment (Cohuna)	1 727	44	1 683	..	qtr 3 2014-15
Coliban main channel very high risk renewals works (non-metro various)	4 380	130	250	4 000	qtr 2 2017-18
Dam safety (non-metro various)	1 347	1 217	50	80	ongoing
Diamond Gully Road trunk sewer (Castlemaine)	1 079	449	350	280	qtr 2 2015-16
Echuca West land development (Echuca)	4 023	1 609	2 414	..	qtr 1 2014-15
Heathcote Water Reclamation Plant upgrade works (Heathcote)	1 180	95	180	905	qtr 4 2015-16
IT improvements (non-metro various)	1 617	87	955	575	ongoing
Inflow and infiltration (non-metro various)	1 087	705	224	158	ongoing
Non-revenue water (non-metro various)	1 078	248	166	664	ongoing
Odour mitigation – Anstruther Street and Terricks Road Sewer Pump Stations (Echuca)	1 315	73	90	1 152	qtr 3 2016-17
Planned corrective and reactive maintenance (non-metro various)	6 143	3 037	790	2 316	ongoing
Property management (non-metro various)	2 331	2 291	20	20	ongoing
Rebuild Cohuna Water Reclamation Plant (Cohuna)	11 736	506	340	10 890	qtr 1 2015-16
Recycled water to Jackass Flat phase 2 (Bendigo)	1 093	561	532	..	qtr 1 2014-15
Rural modernisation – urban encroachment (non-metro various)	3 000	12	48	2 940	qtr 4 2017-18
Spring Gully sewerage network augmentation (Bendigo)	1 421	143	1 278	..	qtr 4 2014-15
Strathfieldsaye East outfall sewer (Bendigo)	1 989	..	468	1 521	qtr 4 2017-18
Strathfieldsaye East water main augmentation – greenfield works (Bendigo)	1 465	..	281	1 184	ongoing
Supervisory Control and Data Acquisition (SCADA) security (non-metro various)	1 214	705	224	285	ongoing

	<i>Total Estimated Investment</i>	<i>Estimated Expenditure to 30.06.14</i>	<i>Estimated Expenditure 2014-15</i>	<i>Remaining Expenditure</i>	<i>Estimated Completion Date</i>
Water systems booster disinfection (non-metro various)	1 454	124	1 330	..	qtr 3 2014-15
Water treatment plant maintenance (non-metro various)	7 324	5 481	284	1 559	ongoing
Total new projects	67 532	17 708	11 957	37 867	

Source: Coliban Region Water Corporation

Existing projects

(\$ thousand)

	<i>Total Estimated Investment</i>	<i>Estimated Expenditure to 30.06.14</i>	<i>Estimated Expenditure 2014-15</i>	<i>Remaining Expenditure</i>	<i>Estimated Completion Date</i>
Allen Street sewer pump station – replacement rising main (Bendigo)	2 507	591	1 079	837	qtr 4 2015-16
Asset management system enhancements and data (non-metro various)	3 936	2 945	182	809	ongoing
Bendigo Water Treatment Plant – sludge management improvement (Bendigo) ^{(a)(b)}	10 566	566	..	10 000	qtr 4 2018-19
Bridgewater and Laanecoorie Water Treatment Plant upgrade and replacement (Bridgewater/ Laanecoorie)	6 239	18	40	6 181	qtr 4 2018-19
Channel renewals (non-metro various)	1 627	1 220	52	355	ongoing
Chemical systems upgrade (non-metro various)	14 402	14 071	331	..	qtr 4 2014-15
Developer works/shared assets – sewer (non-metro various)	1 312	1 062	63	187	ongoing
Developer works/shared assets – water (non-metro various)	1 436	686	188	562	ongoing
Echuca and Cohuna Water Treatment Plant granular activated carbon (GAC) improvement (Echuca/Cohuna)	13 488	329	109	13 050	qtr 1 2019-20
Geographic information system (non-metro various)	1 666	959	177	530	ongoing
Heathcote backlog sewerage scheme (Heathcote)	5 762	149	34	5 579	qtr 1 2018-19
Huntly North rising main (Huntly)	4 225	356	1 923	1 946	qtr 4 2015-16
Investigations (non-metro various)	1 012	41	149	822	ongoing
Land management (non-metro various)	2 415	328	198	1 889	ongoing
Large flow meter replacement program (non-metro various)	2 472	472	500	1 500	ongoing
Leitchville Water Treatment Plant upgrade (Leitchville)	7 410	7 348	62	..	qtr 4 2014-15
Maiden Gully and Marong – booster chlorinator and tank temporary solution (Maiden Gully/Marong) ^(c)	8 152	47	..	8 105	qtr 1 2016-17
Occupational health and safety remedial works program (non-metro various)	14 240	10 564	832	2 844	ongoing
Occupational health and safety upgrades of main channel offtakes (non-metro various)	1 904	535	298	1 071	ongoing
Pine removal and revegetation (non-metro various)	1 906	686	686	534	qtr 3 2018-19
Residential water meter replacement (non-metro various)	5 392	3 292	300	1 800	ongoing
Rochester Water Treatment Plant upgrade (Rochester)	8 076	7 912	164	..	qtr 1 2014-15

	<i>Total Estimated Investment</i>	<i>Estimated Expenditure to 30.06.14</i>	<i>Estimated Expenditure 2014-15</i>	<i>Remaining Expenditure</i>	<i>Estimated Completion Date</i>
Rochester to Echuca water reclamation plant (Rochester)	9 948	9 443	380	125	qtr 1 2015-16
Rural system reconfiguration (Harcourt)	39 941	22 149	15 792	2 000	qtr 1 2015-16
Sebastian tank (Sebastian)	1 286	195	2	1 089	qtr 4 2018-19
Sewer main renewals (non-metro various)	11 688	8 424	816	2 448	ongoing
Sewer network augmentation plans (non-metro various)	1 408	899	308	201	ongoing
Sewer network hydraulic models (non-metro various)	1 662	1 542	120	..	qtr 4 2014-15
Sewer pumping station – viewpoint development (Bendigo)	1 698	307	1 387	4	qtr 4 2015-16
Sewer pumping station renewals (non-metro various)	5 087	1 468	1 019	2 600	ongoing
Superpipe (non-metro various)	1 181	1 099	20	62	ongoing
Supervisory Control and Data Acquisition (SCADA) data integrity (non-metro various)	3 012	1 695	226	1 091	ongoing
Tank renewals (non-metro various)	2 693	458	303	1 932	ongoing
Telemetry replacement (non-metro various)	6 054	3 075	744	2 235	ongoing
Upgrade and validation of Bendigo recycled water scheme (Bendigo)	1 145	55	390	700	qtr 3 2015-16
Vehicle renewals (non-metro various)	1 577	843	182	552	ongoing
Water main renewals (non-metro various)	12 835	8 761	1 011	3 063	ongoing
Water network hydraulic models (non-metro various)	1 129	984	50	95	ongoing
Water reclamation plant maintenance (non-metro various)	3 092	1 198	758	1 136	ongoing
Wet weather storage (Marong/Huntly/Epsom)	5 927	242	265	5 420	qtr 1 2017-18
All remaining projects with a TEI less than \$1 million	36 163	18 003	5 076	13 084	various
Total existing projects	267 671	135 017	36 216	96 438	
Total Coliban Region Water Corporation projects	335 203	152 725	48 173	134 305	

Source: Coliban Region Water Corporation

Notes:

- (a) *The project was deferred for the following reasons:*
- *the volume of sludge produced by the treatment process is below the level estimated in 2009 due to improved raw water quality; and*
 - *more operational data is currently available to determine a cost effective long-term solution compared with 2009.*
- (b) *Budget required to deliver the interim solution is higher than the 2009-10 estimate and the budget is still a high-level estimate of the long term solution cost and may change once investigations are completed.*
- (c) *Options analysis has now been completed and the cost estimate has been revised based on the preferred option selected.*

Completed projects

Bendigo growth – Maiden Gully and Huntly water main (Bendigo/Maiden Gully/Huntly)

Estimated to be completed after publication date and before 30 June 2014

Crusoe Road water feeder main replacement (Bendigo)

Source: Coliban Region Water Corporation

DIRECTOR OF HOUSING

New projects

(\$ thousand)

	Total Estimated Investment	Estimated Expenditure to 30.06.14	Estimated Expenditure 2014-15	Remaining Expenditure	Estimated Completion Date
Acquisition/redevelopment of 13 units in east division (statewide)	2 736	556	2 130	50	qtr 4 2014-15
Acquisition/redevelopment of 29 units in north division (statewide)	7 107	1 972	5 013	122	qtr 4 2014-15
Acquisition/redevelopment of 8 units in south division (statewide)	2 198	66	2 075	57	qtr 4 2014-15
Social housing framework (improvements) (statewide)	45 000	..	7 000	38 000	various
Upgrade/conversion of rooming houses (statewide) (statewide)	7 306	3 113	4 193	..	qtr 4 2014-15
Upgrade of flats/foyers in east division (statewide)	4 200	..	4 200	..	qtr 4 2014-15
Upgrade of flats/foyers in north division (statewide)	7 730	330	7 350	50	qtr 4 2014-15
Upgrade of flats/foyers in south division (statewide)	2 010	60	1 800	150	qtr 4 2014-15
Upgrade of flats/foyers in west division (statewide)	1 000	..	1 000	..	qtr 4 2014-15
All remaining projects with a TEI less than \$1 million (statewide) ^(a)	582 970	4 681	130 413	447 876	various
Total new projects	662 257	10 778	165 174	486 305	

Source: Director of Housing

Note:

(a) This amount reflects a budgeted allocation that has not been fully allocated to specific projects.

Existing projects

(\$ thousand)

	Total Estimated Investment	Estimated Expenditure to 30.06.14	Estimated Expenditure 2014-15	Remaining Expenditure	Estimated Completion Date
Acquisition of 12 units in west division (statewide)	3 900	3 400	500	..	qtr 3 2014-15
Carlton redevelopment – 246 units/sites (Carlton)	146 422	139 632	1 440	5 350	qtr 2 2018-19
Heidelberg redevelopment – 600 units/sites (Heidelberg)	160 000	12 386	19 000	128 614	qtr 4 2021-22
Norlane redevelopment – 164 units/sites (Norlane)	43 232	24 192	10 940	8 100	qtr 4 2015-16
Victorian Youth Foyers – third youth foyer – Shepparton (Shepparton) ^(a)	10 412	1 699	6 732	1 981	qtr 2 2015-16
Westmeadows redevelopment – 144 units/sites (Westmeadows)	64 856	19 456	7 200	38 200	qtr 4 2018-19
All remaining projects with a TEI less than \$1 million (statewide)	12 903	8 806	4 097	..	various
Total existing projects	441 725	209 571	49 909	182 245	
Total Director of Housing projects	1 103 982	220 349	215 083	668 550	

Source: Director of Housing

Note:

(a) TEI has increased to include contributions from the Director of Housing related to the purchase of land and site-specific project scope improvements.

Completed projects

Acquisition – 16 units/sites (Gippsland)
 Acquisition – 19 units/sites (Southern metro)
 Fitzroy redevelopment – 152 units/sites (Fitzroy)
 Prahran redevelopment – 188 units/sites (Prahran)
 Richmond redevelopment – 207 units/sites (Richmond)

Estimated to be completed after publication date and before 30 June 2014

Acquisition – 9 units/sites (North-West metro)
 Victorian Youth Foyers – first youth foyer (Broadmeadows)

Source: Director of Housing

EAST GIPPSLAND REGION WATER CORPORATION

Existing projects

(\$ thousand)

	Total Estimated Investment	Estimated Expenditure to 30.06.14	Estimated Expenditure 2014-15	Remaining Expenditure	Estimated Completion Date
Bairnsdale sewer master plan – Flinns Road sewerage pumping station (Bairnsdale)	1 220	..	628	592	ongoing
Developer financed works – wastewater (non-metro various)	3 143	1 371	881	891	ongoing
Developer financed works – water (non-metro various)	2 333	384	661	1 288	ongoing
Mitchell water master plan – 2 nd Sarsfield tank or lining basin (Sarsfield)	2 492	..	150	2 342	ongoing
Water main replacements (non-metro various)	3 201	2 201	520	480	ongoing
All remaining projects with a TEI less than \$1 million	6 437	3 750	2 500	187	various
Total existing projects	18 826	7 706	5 340	5 780	
Total East Gippsland Region Water Corporation projects	18 826	7 706	5 340	5 780	

Source: East Gippsland Region Water Corporation

GIPPSLAND AND SOUTHERN RURAL WATER CORPORATION

New projects

(\$ thousand)

	Total Estimated Investment	Estimated Expenditure to 30.06.14	Estimated Expenditure 2014-15	Remaining Expenditure	Estimated Completion Date
WID pipeline 4/1 (Werribee)	4 500	163	1 460	2 877	ongoing
All remaining projects with a TEI less than \$1 million	6 735	662	1 509	4 564	various
Total new projects	11 235	825	2 969	7 441	

Source: Gippsland and Southern Rural Water Corporation

Existing projects

(\$ thousand)

	Total Estimated Investment	Estimated Expenditure to 30.06.14	Estimated Expenditure 2014-15	Remaining Expenditure	Estimated Completion Date
MID 2030: modernising the Macalister Irrigation District (Gippsland)	31 997	6 454	17 245	8 298	ongoing
All remaining projects with a TEI less than \$1 million	19 798	6 340	5 095	8 363	various
Total existing projects	51 795	12 794	22 340	16 661	
Total Gippsland and Southern Rural Water Corporation projects	63 030	13 619	25 309	24 102	

Source: Gippsland and Southern Rural Water Corporation

GOULBURN–MURRAY RURAL WATER CORPORATION

New projects

(\$ thousand)

	Total Estimated Investment	Estimated Expenditure to 30.06.14	Estimated Expenditure 2014-15	Remaining Expenditure	Estimated Completion Date
Lake Buffalo hoist upgrade (Myrtleford)	3 234	..	154	3 080	ongoing
All remaining new projects with TEI less than \$1 million	27 572	..	27 572	..	various
Total new projects	30 806	..	27 726	3 080	

Source: Goulburn–Murray Rural Water Corporation

Existing projects

(\$ thousand)

	Total Estimated Investment	Estimated Expenditure to 30.06.14	Estimated Expenditure 2014-15	Remaining Expenditure	Estimated Completion Date
Business information systems enhancements (Tatura)	1 711	1 527	184	..	qtr 4 2014-15
Connections project (non-metro various) ^(a)	845 106	530 543	81 599	232 964	ongoing
EIL Jerusalem Creek – sewage barge (Jerusalem Creek)	2 050	90	1 960	..	qtr 4 2014-15
Embankment – downstream – filters and rock buttress (Tullaroop)	8 200	100	513	7 587	qtr 4 2016-17
GOU Jerusalem Creek Holiday Park sewerage upgrade (Jerusalem Creek)	3 075	90	2 985	..	qtr 4 2014-15
All remaining existing projects with a TEI of less than \$1 million	1 016	..	1 016	..	various
Total existing projects	861 158	532 350	88 257	240 551	
Total Goulburn–Murray Rural Water Corporation projects	891 964	532 350	115 983	243 631	

Source: Goulburn–Murray Rural Water Corporation

Note:

(a) Change in nature of expenditure between capital and operating expenditure.

Completed projects

Central Goulburn channels (1-4) – construction (Tatura)
Dam upgrade – upgrade (Laanecoorie)
Deakin drain No. 16 extension stage 1 (Harston)
Deakin drain No. 16 extension stage 2 (Harston)
Loddon syphon replacement channel 2 (Kerang)
Mosquito drain Tatura bypass (Tatura)
Murray Valley drain No. 11 stage 3 (Cobram)
Murray Valley drain No. 13 retrofitting (Nathalia)
Murray Valley drain No. 3/7/3 extension (Cobram)
Tragowel (east of Loddon) community surface drains (Kerang)
Wandella Creek (Kerang)

Estimated to be completed after publication date and before 30 June 2014

East Loddon pipeline (Serpentine)
Mildura Merbein salt interception works (Mildura)

Source: Goulburn–Murray Rural Water Corporation

GOULBURN VALLEY REGION WATER CORPORATION

New projects

(\$ thousand)

	Total Estimated Investment	Estimated Expenditure to 30.06.14	Estimated Expenditure 2014-15	Remaining Expenditure	Estimated Completion Date
Duplication of the Shepparton– Mooroopna transfer pipeline (Mooroopna)	4 920	4 920	ongoing
Fryers Street office relocation (Shepparton)	7 100	7 100	ongoing
Sewer network augmentation (Seymour)	1 120	50	220	850	ongoing
Sewer rising main replacements (non-metro various)	2 005	240	..	1 765	ongoing
WMF winter storage capacity upgrade (Shepparton)	1 400	1 400	ongoing
All remaining projects with a TEI less than \$1 million	6 485	155	1 990	4 340	various
Total new projects	23 030	445	2 210	20 375	

Source: Goulburn Valley Region Water Corporation

Existing projects

(\$ thousand)

	<i>Total Estimated Investment</i>	<i>Estimated Expenditure to 30.06.14</i>	<i>Estimated Expenditure 2014-15</i>	<i>Remaining Expenditure</i>	<i>Estimated Completion Date</i>
Above ground asset replacement (non-metro various)	24 795	2 595	1 110	21 090	ongoing
Additional raw water storage (Tatura)	1 430	150	..	1 280	qtr 4 2021-22
Additional waste management facility winter storage stage 2 (Tatura)	1 660	1 660	qtr 4 2028-29
Additional water treatment plant capacity (Tatura)	6 730	200	..	6 530	qtr 4 2019-20
Asset acquisitions – corporate areas (non-metro various)	72 537	5 437	3 355	63 745	ongoing
Clear water storage augmentation (Euroa)	1 475	1 475	qtr 4 2017-18
Clear water storage augmentation (Shepparton)	3 295	3 295	qtr 4 2026-27
Clear water storage upgrade (Nagambie)	2 075	968	1 107	..	qtr 4 2014-15
Clear water storage (Rushworth)	1 255	100	..	1 155	ongoing
Councils water and sewer (non-metro various)	8 919	819	405	7 695	ongoing
Disinfection upgrade (Marysville)	5 080	1 480	3 300	300	qtr 4 2015-16
DN375 direct water main to South Tank (Shepparton)	4 050	4 050	qtr 4 2019-20
DN375 water main south of Raftery Road (Shepparton)	1 680	1 680	qtr 4 2028-29
DN450 trunk water main south of Kialla Lakes Drive (Kialla Lakes)	1 170	1 170	qtr 4 2019-20
Goram pipeline (Euroa)	2 565	2 565	qtr 4 2021-22
Landowner reticulation works – sewer (non-metro various)	65 515	6 115	2 800	56 600	ongoing
Landowner reticulation works – water (non-metro various)	36 205	2 605	1 500	32 100	ongoing
Lemnos pump station upgrade (Shepparton)	1 925	1 925	qtr 4 2028-29
McLennan Street pump station upgrade (Mooroopna)	1 760	1 760	qtr 4 2027-28
McLennan Street water main augmentation (Mooroopna)	1 695	1 695	qtr 4 2027-28
MGC unfluoridated water pipeline (Cobram)	3 370	275	..	3 095	qtr 4 2017-18
Minor infrastructure items (non-metro various)	8 096	1 196	345	6 555	ongoing
Nine Mile Creek Reservoir embankment replacement (Longwood)	3 200	2 060	1 140	..	qtr 4 2014-15

	<i>Total Estimated Investment</i>	<i>Estimated Expenditure to 30.06.14</i>	<i>Estimated Expenditure 2014-15</i>	<i>Remaining Expenditure</i>	<i>Estimated Completion Date</i>
Non revenue bulk flow meters upgrade and replacement (non-metro various)	3 365	605	270	2 490	ongoing
Outfall rising main to Daldy Road (Shepparton)	8 105	105	..	8 000	qtr 4 2022-23
Pipeline – construction (Broadford – Kilmore)	16 280	16 280	qtr 4 1927-28
Pipeline construction (Tooborac– Pyalong)	3 110	3 110	qtr 4 2024-25
Raw water pump station augmentation (Shepparton)	5 860	5 860	qtr 4 2021-22
Raw water storage (Numurkah)	4 900	4 900	ongoing
Raw water storage (Sawmill Settlement)	3 440	3 440	qtr 4 2027-28
Raw water storage augmentation (Euroa)	4 575	..	40	4 535	qtr 4 2019-20
Relining/replacement sewers (non-metro various)	62 905	2 225	1 730	58 950	ongoing
Replacement of Abbinga Reservoir (Euroa)	5 650	5 650	qtr 4 2021-22
Sewer network augmentation (Kilmore)	2 130	80	..	2 050	qtr 4 2016-17
Sewer network augmentation (Wandong)	1 290	180	700	410	qtr 4 2015-16
Sewer reticulation replacements (Violet Town)	2 210	320	115	1 775	ongoing
Sewer rising main No. 1 replacement (Euroa)	2 080	2 080	qtr 4 2018-19
Shared assets – sewer (non-metro various)	13 310	1 310	600	11 400	ongoing
Shared assets – water (non-metro various)	12 731	731	600	11 400	ongoing
Shepparton South tank pump station upgrade (Shepparton)	1 585	1 585	qtr 4 2018-19
South sewer pump station rising main stage 4 (Kialla Lakes)	1 540	1 540	qtr 4 2020-21
SPS01 rising main replacement (Seymour)	3 800	3 800	qtr 4 2019-20
SPS04 rising main replacement (Nagambie)	2 965	115	..	2 850	qtr 4 2017-18
Supervisory Control & Data Acquisition Development infrastructure replacement (non-metro various)	10 550	10 550	qtr 4 2025-26
Supervisory Control and Data Acquisition Development infrastructure upgrade (non-metro various)	7 285	6 030	1 255	..	qtr 4 2014-15
Supply main replacement (Dookie)	1 115	80	520	515	qtr 4 2017-18
Switchboard replacements (non-metro various)	1 835	535	30	1 270	qtr 4 2018-19

	<i>Total Estimated Investment</i>	<i>Estimated Expenditure to 30.06.14</i>	<i>Estimated Expenditure 2014-15</i>	<i>Remaining Expenditure</i>	<i>Estimated Completion Date</i>
Waste management facility additional offsite reusers (Tatura)	1 220	1 220	qtr 4 2025-26
Waste management facility additional winter storage (Kilmore)	5 990	320	150	5 520	ongoing
Waste management facility additional winter storage (Mansfield)	8 460	340	200	7 920	qtr 4 2017-18
Waste management facility augmentation (Tatura)	3 415	3 415	qtr 4 2024-25
Waste management facility inlet works upgrades (non-metro various)	1 570	165	..	1 405	qtr 4 2016-17
Waste management facility irrigation capacity upgrade (Broadford)	1 730	1 730	qtr 4 2029-30
Waste management facility irrigation capacity upgrade (Yea)	2 090	2 090	qtr 4 2027-28
Water mains replacement (non-metro various)	84 085	3 325	3 000	77 760	ongoing
Water meters (stock) (non-metro various)	2 651	251	120	2 280	ongoing
Water meters replacement (non-metro various)	6 314	454	300	5 560	ongoing
Water network augmentation stage 2 (Alexandra)	1 420	1 420	qtr 4 2018-19
Water tower upgrade (Tatura)	1 145	165	980	..	qtr 4 2014-15
Water treatment plant augmentation stage 2 (Cobram)	5 950	5 950	qtr 4 2024-25
Water treatment plant capacity upgrade (Shepparton)	1 245	1 245	qtr 4 2019-20
Water treatment plant improvement works (Nagambie)	5 515	200	820	4 495	qtr 4 2015-16
Water treatment plant upgrade (Broadford)	8 095	..	155	7 940	qtr 4 2019-20
Water treatment plant upgrade (Mansfield)	2 840	2 840	qtr 4 2020-21
Water treatment plant upgrade (Nathalia)	7 090	50	..	7 040	qtr 4 2019-20
Water treatment plant upgrade (Numurkah)	9 410	360	3 000	6 050	qtr 4 2015-16
WMF additional irrigation area (Kilmore)	1 100	1 100	qtr 4 2020-21
WMF anaerobic to maturation lagoons transfer pipeline replacement (Shepparton)	1 015	12	..	1 003	ongoing
WMF high rate anaerobic lagoon additional aerators and mixers (Shepparton)	1 285	1 285	qtr 4 2024-25
WMF high rate anaerobic lagoon cover replacement (Shepparton)	4 180	160	..	4 020	qtr 4 2016-17
WMF lagoon 6 refurbishment (Alexandra)	1 265	1 265	qtr 4 2021-22

	<i>Total Estimated Investment</i>	<i>Estimated Expenditure to 30.06.14</i>	<i>Estimated Expenditure 2014-15</i>	<i>Remaining Expenditure</i>	<i>Estimated Completion Date</i>
All remaining projects with a TEI less than \$1 million	34 240	7 791	4 599	21 850	various
Total existing projects	646 418	54 809	34 246	557 363	
Total Goulburn Valley Region Water Corporation projects	669 448	55 254	36 456	577 738	

Source: Goulburn Valley Region Water Corporation

Completed projects

Estimated to be completed after publication date and before 30 June 2014

Campbells rising main upgrade (Shepparton)

Source: Goulburn Valley Region Water Corporation

GRAMPIANS WIMMERA MALLEE WATER CORPORATION

Existing projects

(\$ thousand)

	Total Estimated Investment	Estimated Expenditure to 30.06.14	Estimated Expenditure 2014-15	Remaining Expenditure	Estimated Completion Date
Fire plugs – construction Wimmera Mallee Pipeline Project (non-metro various)	4 311	2 441	1 870	..	qtr 2 2014-15
Meter replacement programs ^(a)	2 236	254	769	1 213	ongoing
Sewer mains – replacement (non-metro various) ^(a)	7 139	305	2 416	4 418	ongoing
Waste water treatment plant upgrades (non-metro various) ^(a)	4 521	659	1 537	2 325	ongoing
Water mains – replacement (non-metro various) ^(a)	7 104	170	478	6 456	ongoing
Water treatment plant major infrastructure (non-metro various)	15 230	10 622	1 073	3 535	ongoing
Wimmera Mallee pipeline project (non-metro various)	663 000	639 403	11 957	11 640	ongoing
All remaining projects with a TEI less than \$1 million	34 155	12 668	7 304	14 183	various
Total existing projects	737 696	666 522	27 404	43 770	
Total Grampians Wimmera Mallee Water Corporation projects	737 696	666 522	27 404	43 770	

Source: Grampians Wimmera Mallee Water Corporation

Note:

(a) TEI for renewals projects covers a period from 2013-14 to 2017-18.

Completed projects

Estimated to be completed after publication date and before 30 June 2014

Minyip drinking water supply (Minyip)
 New sewerage scheme (Great Western and Rupanyup)
 Rupanyup drinking water supply (Rupanyup)
 Treated water supply (Donald)
 Treated water supply – construction (Jeparit)
 Treated water supply – construction (Wycheproof)

Source: Grampians Wimmera Mallee Water Corporation

LOWER MURRAY URBAN AND RURAL WATER CORPORATION

New projects

(\$ thousand)

	Total Estimated Investment	Estimated Expenditure to 30.06.14	Estimated Expenditure 2014-15	Remaining Expenditure	Estimated Completion Date
Sunraysia modernisation project (Mildura) ^(a)	119 825	15 090	61 710	43 025	ongoing
Total new projects	119 825	15 090	61 710	43 025	

Source: Lower Murray Urban and Rural Water Corporation

Note:

(a) There was a delay in signing off Sunraysia Modernisation Project – signed off on 19 December 2013. However, works done during the Winter close-off in July/August have been recognised as part of this project.

Existing projects

(\$ thousand)

	Total Estimated Investment	Estimated Expenditure to 30.06.14	Estimated Expenditure 2014-15	Remaining Expenditure	Estimated Completion Date
Main replacements (non-metro various)	68 550	14 023	900	53 627	ongoing
Mildura trunk mains extension – construction (Mildura)	5 860	3 970	500	1 390	ongoing
Minor capital works – new (non-metro various)	38 797	8 742	375	29 680	ongoing
Minor capital works – replacement (non-metro various)	42 216	11 893	700	29 623	ongoing
Private diverters – metering program (non-metro various)	5 305	4 972	100	233	ongoing
Rehabilitation of sewers (non-metro various)	15 766	11 476	994	3 296	ongoing
All remaining projects with a TEI less than \$1 million	5 765	4 956	800	9	various
Total existing projects	182 259	60 032	4 369	117 858	
Total Lower Murray Urban and Rural Water Corporation projects	302 084	75 122	66 079	160 883	

Source: Lower Murray Urban and Rural Water Corporation

Completed projects

Central pumps replace motors and switchboard -transferred to Sunraysia modernisation project replacement (Mildura)

Irrigation meter – replacement (Merbein) – transferred to Sunraysia modernisation project

Irrigation meter – replacement (Mildura) – transferred to Sunraysia modernisation project

Irrigation meter – replacement (Red Cliffs) – transferred to Sunraysia modernisation project

Koorlong sewage rising main – construct overflow storages (Mildura)

Estimated to be completed after publication date and before 30 June 2014

Corporate – various (non-metro various)

Source: Lower Murray Urban and Rural Water Corporation

MELBOURNE WATER CORPORATION

New projects

(\$ thousand)

	Total Estimated Investment	Estimated Expenditure to 30.06.14	Estimated Expenditure 2014-15	Remaining Expenditure	Estimated Completion Date
Sewerage transfer works/projects (statewide)	19 771	6 939	12 465	367	ongoing
Water mains renewals (statewide)	19 689	2 068	16 451	1 170	ongoing
Water works/projects (statewide)	88 167	831	10 948	76 388	ongoing
Waterways flood mitigation works (statewide)	35 742	199	19 678	15 865	ongoing
Waterways main drains (statewide)	28 884	2 574	8 063	18 247	ongoing
Waterways works/projects (statewide)	5 905	100	..	5 805	ongoing
Western treatment plant works/projects (statewide)	26 592	..	9 100	17 492	ongoing
All remaining projects with a TEI less than \$1 million	2 635 391	1 551 600	194 996	888 795	various
Total new projects	2 860 141	1 564 311	271 701	1 024 129	

Source: Melbourne Water Corporation

Existing projects

(\$ thousand)

	Total Estimated Investment	Estimated Expenditure to 30.06.14	Estimated Expenditure 2014-15	Remaining Expenditure	Estimated Completion Date
Alternate water sources works/projects (statewide)	13 807	7 269	6 398	140	ongoing
Corporate works/projects (statewide)	79 000	24 363	14 203	40 434	ongoing
Eastern treatment plant works/projects (statewide)	95 398	43 420	24 039	27 939	ongoing
Information technology works/projects (statewide)	192 855	33 415	33 536	125 904	ongoing
Sewerage transfer works/projects (statewide)	120 023	32 825	48 299	38 899	ongoing
Water main renewals (statewide)	135 427	64	24 831	110 532	ongoing
Water works/projects (statewide)	360 185	78 408	110 862	170 915	ongoing
Waterways work/projects (statewide)	160 008	40 008	24 838	95 162	ongoing
Western treatment plant works/projects (statewide)	368 510	77 445	61 959	229 106	ongoing
All remaining projects with a TEI less than \$1 million	429 928	417 667	8 626	3 635	various
Total existing projects	1 955 141	754 884	357 591	842 666	
Total Melbourne Water Corporation projects	4 815 282	2 319 195	629 292	1 866 795	

Source: Melbourne Water Corporation

Completed projects

Eastern Treatment Plant – high voltage power reticulation upgrade (Bangholme)
Eastern Treatment Plant dissolved air flotation thickeners – reuse of subnatant (metro various)
Eastern Treatment Plant fine screens – grit and screening upgrade (Bangholme)
Eastern Treatment Plant foul air system refurbishment (Bangholme)
Eastern Treatment Plant replacement of flame arrestors on sludge (Bangholme)
Eastern Treatment Plant sludge gas flares refurbishment (Bangholme)
Fencing of the Silvan Inlet channel (metro various)
Hobsons Bay main sewer rehabilitation (Hobsons Bay)
Sites of biodiversity significance, rare or threatened and refuge (metro various)

Estimated to be completed after publication date and before 30 June 2014

M41 Northcote Punt Road/Holden Street (North Fitzroy)
Maintenance Depot – Patterson Lakes (Patterson Lakes)
Preston-North Essendon water main replacement – renewal (North Essendon)
Ridge Road upgrade (metro various)
Sharps Road Vale Complex pressure reducing valve installation (metro various)
Tarago Reservoir – extension of filter (Neerim South)
Thomson – erosion protection right abutment (metro various)
Tourourrong Reservoir – embankment and spillway remedial work (Clonbinane)
Upgrade to existing south eastern outfall interfaces (Bangholme)
Water Mains – M102 North Essendon-Footscray (North Essendon/Footscray)
Western treatment plant class C reliability improvement (Werribee)
Western treatment plant wet weather capacity upgrade (Werribee)
Yarra River Dights Falls rehabilitation (Kew)

Source: Melbourne Water Corporation

NORTH EAST REGION WATER CORPORATION

New projects

(\$ thousand)

	Total Estimated Investment	Estimated Expenditure to 30.06.14	Estimated Expenditure 2014-15	Remaining Expenditure	Estimated Completion Date
Above ground asset replacement – sewer (non-metro various)	3 644	..	536	3 108	ongoing
Above ground asset replacement – water (non-metro various)	5 775	..	1 829	3 946	ongoing
Clear water storage expansion (Beechworth)	1 300	..	1 300	..	qtr 4 2014-15
Dam safety (non-metro various)	2 183	..	1 261	922	ongoing
SCADA system upgrades and replacement (non-metro various)	1 200	..	259	941	ongoing
Sewer main rehabilitation (non-metro various)	5 754	..	1 200	4 554	ongoing
Sewer spill mitigation (non-metro various)	1 928	..	193	1 735	ongoing
Vehicles (non-metro various)	2 746	..	543	2 203	ongoing
Water main replacements (non-metro various)	8 743	..	1 086	7 657	ongoing
All remaining projects with a TEI less than \$1 million (non-metro various)	5 342	..	2 799	2 543	various
Total new projects	38 615	..	11 006	27 609	

Source: North East Region Water Corporation

Existing projects

(\$ thousand)

	<i>Total Estimated Investment</i>	<i>Estimated Expenditure to 30.06.14</i>	<i>Estimated Expenditure 2014-15</i>	<i>Remaining Expenditure</i>	<i>Estimated Completion Date</i>
Asset management system (non-metro various)	1 295	..	1 076	219	ongoing
Bright Water Treatment Plant (Bright)	5 312	..	1 623	3 689	ongoing
Bright off stream storage (Bright)	16 178	1 869	3 889	10 420	ongoing
Parfitt Road and Wilson Road sewer schemes (Wangaratta)	1 074	569	41	464	ongoing
Trade waste treatment plant upgrade (Wangaratta)	2 153	213	..	1 940	ongoing
All remaining projects with a TEI less than \$1 million (non-metro various)	4 252	122	753	3 377	various
Total existing projects	30 264	2 773	7 382	20 109	
Total North East Region Water Corporation projects	68 879	2 773	18 388	47 718	

Source: North East Region Water Corporation

Completed projects

Modified conventional sewerage scheme (Glenrowan)
 Modified conventional sewerage scheme (Milawa)
 Modified conventional sewerage scheme (Tungamah)
 Regional Headquarters (Wodonga)
 Wastewater additional winter storage – construction (Wangaratta)

Source: North East Region Water Corporation

PLACES VICTORIA

New projects

(\$ thousand)

	Total Estimated Investment	Estimated Expenditure to 30.06.14	Estimated Expenditure 2014-15	Remaining Expenditure	Estimated Completion Date
Docklands community and sporting facility (Docklands)	18 000	1 610	16 390	..	qtr 4 2014-15
Total new projects	18 000	1 610	16 390	..	

Source: Places Victoria

Existing projects

(\$ thousand)

	Total Estimated Investment	Estimated Expenditure to 30.06.14	Estimated Expenditure 2014-15	Remaining Expenditure	Estimated Completion Date
Harbour Esplanade redevelopment – stage 2 (Docklands)	16 000	1 844	14 156	..	qtr 4 2014-15
Total existing projects	16 000	1 844	14 156	..	
Total Places Victoria projects	34 000	3 454	30 546	..	

Source: Places Victoria

PORT OF HASTINGS DEVELOPMENT AUTHORITY

Existing projects

(\$ thousand)

	<i>Total Estimated Investment</i>	<i>Estimated Expenditure to 30.06.14</i>	<i>Estimated Expenditure 2014-15</i>	<i>Remaining Expenditure</i>	<i>Estimated Completion Date</i>
Port of Hastings development (Hastings)	110 000	20 000	30 000	60 000	qtr 4 2016-17
Total existing projects	110 000	20 000	30 000	60 000	
Total Port of Hastings Development Authority projects	110 000	20 000	30 000	60 000	

Source: Port of Hastings Development Authority

PORT OF MELBOURNE CORPORATION

New projects

(\$ thousand)

	Total Estimated Investment	Estimated Expenditure to 30.06.14	Estimated Expenditure 2014-15	Remaining Expenditure	Estimated Completion Date
Channels and waterways – capital projects (Port Phillip Bay)	69 657	..	17 695	51 962	ongoing
Information technology – upgrades and development projects (Melbourne)	3 610	..	460	3 150	ongoing
Station Pier – capital projects (Port Melbourne)	6 300	..	500	5 800	ongoing
Terminal interconnectivity – roadway construction projects (various)	4 885	..	1 200	3 685	ongoing
Wharf rehabilitation projects (various)	12 787	..	5 812	6 975	ongoing
All remaining projects with a TEI less than \$1 million	5 505	..	950	4 555	various
Total new projects	102 744	..	26 617	76 127	

Source: Port of Melbourne Corporation

Existing projects

(\$ thousand)

	Total Estimated Investment	Estimated Expenditure to 30.06.14	Estimated Expenditure 2014-15	Remaining Expenditure	Estimated Completion Date
Channels and waterways – capital works (Port Phillip Bay)	25 998	24 143	1 855	..	qtr 1 2014-15
Information technology – upgrades and development projects (Melbourne)	5 610	4 292	1 318	..	qtr 4 2014-15
Port Capacity Expansion project	892 073	144 223	326 926	420 924	qtr 4 2016-17
Swanson Dock wharf rehabilitation (West Melbourne)	31 263	633	250	30 380	ongoing
Wharf rehabilitation projects (various)	41 659	7 146	17 193	17 320	ongoing
All remaining projects with a TEI less than \$1 million	11 242	3 315	2 499	5 428	various
Total existing projects	1 007 845	183 752	350 041	474 052	
Total Port of Melbourne Corporation projects	1 110 589	183 752	376 658	550 179	

Source: Port of Melbourne Corporation

Completed projects

Channels and waterways – capital projects (various)

Information technology – upgrades and development projects (various)

Site rehabilitation and environmental projects (various)

Station Pier – capital works (Port Melbourne)

Wharf rehabilitation projects (various)

Source: Port of Melbourne Corporation

SOUTH EAST WATER CORPORATION

New projects

(\$ thousand)

	Total Estimated Investment	Estimated Expenditure to 30.06.14	Estimated Expenditure 2014-15	Remaining Expenditure	Estimated Completion Date
Recycled water – Cardinia Shire (Cardinia)	9 157	80	3 822	5 255	qtr 4 2017-18
Recycled water – City of Casey (Casey)	38 298	3 800	9 473	25 025	qtr 4 2017-18
Recycled water – City of Greater Dandenong (Dandenong)	6 335	300	148	5 887	qtr 4 2017-18
Recycled water – other (metro various)	4 373	4 324	49	..	qtr 4 2014-15
Sewer system growth – Cardinia Shire (Cardinia)	23 070	1 606	9 069	12 395	qtr 4 2017-18
Sewer system growth – City of Casey (Casey)	25 332	4 744	6 663	13 925	qtr 4 2017-18
Sewer system growth – City of Frankston (Frankston)	2 198	1 312	..	886	qtr 4 2017-18
Sewer system growth – City of Kingston (Kingston)	3 619	638	..	2 981	qtr 4 2017-18
Sewer system growth – Mornington Peninsula Shire (Mornington)	5 832	5 832	qtr 4 2017-18
Water system growth – Cardinia Shire (Cardinia)	21 624	6 218	7 124	8 282	qtr 4 2017-18
Water system growth – City of Casey (Casey)	23 586	..	2 191	21 395	qtr 4 2017-18
Water system growth – City of Frankston (Frankston)	1 151	2	..	1 149	qtr 4 2017-18
Water system growth – City of Port Phillip (Port Phillip)	889	15	143	731	qtr 4 2017-18
Water system growth – Greater Dandenong Region (Dandenong)	9 570	..	293	9 277	qtr 4 2017-18
Water system growth – Mornington Peninsula Shire (Mornington)	2 463	..	2 016	447	qtr 4 2017-18
Total new projects	177 497	23 039	40 991	113 467	

Source: South East Water Corporation

Existing projects

(\$ thousand)

	<i>Total Estimated Investment</i>	<i>Estimated Expenditure to 30.06.14</i>	<i>Estimated Expenditure 2014-15</i>	<i>Remaining Expenditure</i>	<i>Estimated Completion Date</i>
Corporate miscellaneous (metro various)	38 361	7 854	7 199	23 208	qtr 4 2017-18
Information technology – other (metro various)	42 565	10 137	9 793	22 635	qtr 4 2017-18
Land and buildings miscellaneous (metro various)	1 356	216	223	917	qtr 4 2017-18
Meters (metro various)	24 241	4 041	4 580	15 620	qtr 4 2017-18
New office build and fit out – Frankston and depots (metro various)	78 105	33 694	41 129	3 282	ongoing
Sewer growth backlog – Dromana Portsea backlog scheme (Dromana/Portsea)	93 030	22 080	45 107	25 843	qtr 4 2017-18
Sewer quality – other (metro various)	2 933	856	500	1 577	qtr 4 2017-18
Sewer system growth – Boneo Sewer Treatment Plant (Boneo)	33 493	1 019	4 570	27 904	qtr 4 2017-18
Sewer system growth – Koo Wee Rup Sewer Treatment Plant (Koo Wee Rup)	3 660	660	1 500	1 500	qtr 4 2015-16
Sewer system growth – Lang Lang Sewerage Treatment Plant (Lang Lang)	23 697	2 502	6 473	14 722	qtr 4 2016-17
Sewer system growth – Mt Martha Sewer Treatment Plant (Mt Martha)	43 454	21 554	5 900	16 000	qtr 4 2017-18
Sewer system growth – Pakenham Sewerage Treatment Plant – main pump station upgrade (Pakenham)	4 659	3 881	778	..	qtr 4 2014-15
Sewer system growth – miscellaneous (metro various)	67 484	22 714	13 511	31 259	qtr 4 2017-18
Sewer system reliability – Boneo Sewerage Treatment Plant processes civil upgrades (Boneo)	3 038	571	357	2 110	qtr 4 2017-18
Sewer system reliability – Mt Martha Sewerage Treatment Plant processes civil upgrades (Mt Martha)	4 829	690	595	3 544	qtr 4 2017-18
Sewer system reliability – other (metro various)	9 020	2 201	1 293	5 526	qtr 4 2017-18
Sewer system reliability – pumping stations mechanical and electrical (metro various)	2 672	411	836	1 425	qtr 4 2017-18
Sewer system reliability – sewerage treatment plant mechanical maintenance minor works (metro various)	4 264	332	836	3 096	qtr 4 2017-18
Sewer system reliability – sewerage treatment plant processes civil upgrades (metro various)	5 797	1 620	1 478	2 699	qtr 4 2017-18
Sewer system reliability sewer civil – branch sewers (metro various)	4 501	..	1 201	3 300	qtr 4 2017-18

	<i>Total Estimated Investment</i>	<i>Estimated Expenditure to 30.06.14</i>	<i>Estimated Expenditure 2014-15</i>	<i>Remaining Expenditure</i>	<i>Estimated Completion Date</i>
Sewer system reliability sewer civil – house connection branch (metro various)	5 364	1 249	974	3 141	qtr 4 2017-18
Sewer system reliability sewer civil – pump stations (metro various)	5 006	4 114	133	759	qtr 4 2017-18
Sewer system reliability sewer civil – reticulation sewers (metro various)	12 000	4 805	3 000	4 195	ongoing
Sewer system reliability sewer civil – sewer pressure mains (metro various)	12 225	2 225	3 000	7 000	qtr 4 2017-18
Sewer system reliability sewer civil – sewerage pump station mechanical and electrical (metro various)	14 553	3 742	2 781	8 030	ongoing
Water quality – other (metro various)	1 122	214	219	689	qtr 4 2017-18
Water system growth – auditing of new works (metro various)	3 118	..	791	2 327	qtr 4 2017-18
Water system growth – other (metro various)	7 375	5 736	379	1 260	qtr 4 2017-18
Water system growth – upsizing of main renewals (metro various)	2 877	1 450	362	1 065	qtr 4 2017-18
Water system growth – zone monitoring (metro various)	1 033	218	207	608	qtr 4 2017-18
Water system reliability civil upgrades – other (metro various)	3 253	2 206	764	283	qtr 4 2017-18
Water systems reliability – controls renewals maintenance and engineering (metro various)	1 783	408	318	1 057	qtr 4 2017-18
Water systems reliability – other (metro various)	3 253	867	560	1 826	qtr 4 2017-18
Water systems reliability – pump renewals maintenance and engineering (metro various)	2 543	352	497	1 694	qtr 4 2017-18
Water systems reliability civil upgrades – main to meter (metro various)	4 378	833	854	2 691	qtr 4 2017-18
Water systems reliability civil upgrades – water storages (metro various)	2 619	416	427	1 776	qtr 4 2017-18
Water systems reliability water reliability civil upgrade – distribution mains (metro various)	8 992	..	1 084	7 908	qtr 4 2017-18
Water systems reliability water reliability civil upgrade – reticulation mains (metro various)	17 972	8 972	9 000	..	qtr 4 2014-15
Total existing projects	600 625	174 840	173 209	252 576	
Total South East Water Corporation projects	778 122	197 879	214 200	366 043	

Source: South East Water Corporation

Completed projects

Recycled water (Berwick)
Recycled water (Clyde North)
Recycled water (Cranbourne East/Cranbourne South)
Recycled water (Cranbourne North)
Recycled water (Cranbourne West)
Recycled water (Keysborough)
Recycled water (Officer)
Sewer system growth (Carrum Downs)
Sewer system growth (Chelsea)
Sewer system growth (Cranbourne)
Sewer system growth (Dromana/Portsea)
Sewer system growth (Elster Creek)
Sewer system growth (Eumemmerring Creek)
Sewer system growth (Frankston North/Frankston South)
Sewer system growth (Hallam Valley)
Sewer system growth (Hastings)
Sewer system growth (Lang Lang)
Sewer system growth (Mordialloc/ Clayton)
Sewer system growth (Mornington)
Sewer system growth (Officer)
Sewer system growth (Pakenham)
Sewer system growth – Chapel Road (Keysborough)
Sewer system growth – Mt Martha Recycled Water Treatment Plant (Mt Martha)
Sewer system growth – new lots Mile Creek (Noble Park)
Sewer system growth – sewer modelling program 2015-2018 (metro various)
Water system growth (Carrum Downs)
Water system growth (Clyde North)
Water system growth (Cranbourne North)
Water system growth (Cranbourne South)
Water system growth (Cranbourne West)
Water system growth (Cranbourne)
Water system growth (Dandenong South)
Water system growth (Pakenham)
Water system growth – Dandenong Activity Centre (Dandenong)
Water system growth – new lots (Hallam/Narre Warren)
Water system growth – new lots (Officer)

Estimated to be completed after publication date and before 30 June 2014

Sewer System Growth – City of Glen Eira (Glen Eira)
Sewer System Growth – Greater Dandenong Region (Dandenong)
Sewer growth backlog – Sherbrooke backlog scheme (Sherbrooke)
Sewer system growth – Somers Sewerage Treatment Plant (Somers)
Sewer system growth – sewer modelling program 2011-2014 (metro various)

Source: South East Water Corporation

SOUTH GIPPSLAND REGION WATER CORPORATION

Existing projects

(\$ thousand)

	Total Estimated Investment	Estimated Expenditure to 30.06.14	Estimated Expenditure 2014-15	Remaining Expenditure	Estimated Completion Date
Alberton sewerage scheme (Alberton)	2 450	2 230	220	..	qtr 1 2014-15
Environmental obligations – construction (non-metro various)	2 500	490	250	1 760	ongoing
Inverloch sewer system upgrade – construction (Inverloch)	3 000	554	250	2 196	ongoing
Loch Nyora sewerage scheme – construction (Poowong)	20 000	1 439	14 300	4 261	ongoing
Melbourne supply connection works – construction (Korumburra/ Poowong)	3 410	226	150	3 034	qtr 4 2017-18
Melbourne supply connection works – construction (Lance Creek/Korumburra)	15 700	604	3 200	11 896	ongoing
Operations systems improvements water treatment – other (South Gippsland)	1 500	530	150	820	ongoing
Other – corporate vehicles (non-metro various)	7 124	1 756	671	4 697	ongoing
Other – corporate computers and telemetry (non-metro various)	1 700	263	140	1 297	ongoing
Other – headworks (non-metro various)	2 530	780	700	1 050	ongoing
Other – water (non-metro various)	1 116	666	100	350	ongoing
Replacement/rehabilitation of mains (non-metro various)	7 600	1 086	500	6 014	ongoing
Reticulation sewers replacement/ rehabilitation (non-metro various)	6 000	1 217	550	4 233	ongoing
Water meters (non-metro various)	1 350	230	160	960	ongoing
Wonthaggi sewer system upgrade – upgrade (Wonthaggi)	6 796	1 046	250	5 500	ongoing
Wonthaggi wastewater reuse – construction (Wonthaggi)	1 250	..	125	1 125	ongoing
All remaining projects with a TEI less than \$1 million	39 350	6 603	4 000	28 747	various
Total existing projects	123 376	19 720	25 716	77 940	
Total South Gippsland Region Water Corporation projects	123 376	19 720	25 716	77 940	

Source: South Gippsland Region Water Corporation

Completed projects

Estimated to be completed after publication date and before 30 June 2014

Leongatha wastewater treatment plant digester – construction (Leongatha)

Source: South Gippsland Region Water Corporation

VICTORIAN RAIL TRACK (VICTRACK)

New projects

(\$ thousand)

	Total Estimated Investment	Estimated Expenditure to 30.06.14	Estimated Expenditure 2014-15	Remaining Expenditure	Estimated Completion Date
Ballan crossing loop and car park upgrade (Ballan) ^(a)	14 797	700	7 947	6 150	qtr 4 2015-16
City Loop fire and safety upgrade (Melbourne)	43 190	..	43 190	..	qtr 4 2014-15
Geelong bus interchange upgrades (Geelong)	365	..	365	..	qtr 4 2014-15
Geelong Railway Station – improving disability access (Geelong)	5 000	943	4 057	..	qtr 3 2014-15
Melbourne Rail Link (metro various) ^(b)	8 500 000– 11 000 000	..	40 000	10 960 000	from 2023-24
Murray Basin Rail Project (non-metro various)	180 000– 220 000	..	11 000	209 000	qtr 4 2017-18
Securing train radio spectrum (metro)	14 500	..	14 500	..	qtr 4 2014-15
Total new projects	8 757 852– 11 297 852	1 643	121 059	11 175 150	

Source: Victorian Rail Track (Victrack)

Notes:

(a) TEI includes \$0.700 million provided previously for project planning.

(b) Includes the remaining funding from the Melbourne Metro Rail Tunnel.

Existing projects

(\$ thousand)

	Total Estimated Investment	Estimated Expenditure to 30.06.14	Estimated Expenditure 2014-15	Remaining Expenditure	Estimated Completion Date
40 New trains for Melbourne commuters – stage 1 (metro various)	210 360	147 146	60 655	2 559	qtr 4 2015-16
Accessible Public Transport in Victoria: Disability Discrimination Act (1992) (Cth) compliance (statewide)	20 000	11 337	8 663	..	qtr 4 2014-15
Balaclava Station (Balaclava) ^(a)	18 900	7 986	10 914	..	qtr 2 2014-15
Bayside rail improvements (metro various) ^(b)	115 000	10 000	67 600	37 400	qtr 4 2016-17
Epsom Eaglehawk rail improvement (Bendigo) ^(c)	7 762	4 410	3 352	..	qtr 4 2014-15
Fix country level crossings, including Warragul Station precinct (non-metro various)	35 300	31 900	3 400	..	qtr 4 2014-15
Grovedale Station (Grovedale) ^(d)	25 933	16 748	9 185	..	qtr 2 2014-15
High capacity signalling (metro various)	4 500	3 000	1 500	..	qtr 4 2014-15
Improving train operations – rail service efficiencies (statewide)	92 614	67 139	25 475	..	qtr 4 2014-15
Metropolitan Park and Ride program – stage 2 (metro various)	26 900	25 121	1 779	..	qtr 2 2014-15
Metropolitan rail infrastructure renewal program (metro various) ^(e)	748 695	283 624	126 866	338 205	qtr 4 2017-18
Metropolitan rolling stock (metro various)	1 175 317	1 092 139	40 750	42 428	qtr 4 2015-16
Metropolitan train safety communications system (metro various)	191 890	186 881	3 010	1 999	qtr 4 2014-15
myki (new ticketing solution – technology and installation) (statewide)	606 259	519 803	38 730	47 726	qtr 4 2016-17
New stations in growth areas (metro various)	188 500	164 783	23 717	..	qtr 4 2014-15
New trains for Melbourne commuters (metro various)	178 068	28 863	97 173	52 032	qtr 4 2015-16
Non-urban train radio renewal (non-metro various)	43 852	7 579	6 459	29 814	qtr 4 2018-19
Opening unused railway station buildings to community and sporting groups (statewide)	5 000	3 500	1 500	..	qtr 4 2014-15
Preserve W-Class trams (metro various)	8 000	6 284	1 716	..	qtr 2 2014-15
Protective Services Officers railway infrastructure (metro various) ^(f)	47 524	29 770	17 754	..	qtr 4 2014-15
Railway crossing upgrades (statewide) ^(g)	32 810	6 242	6 398	20 170	qtr 4 2017-18

	Total Estimated Investment	Estimated Expenditure to 30.06.14	Estimated Expenditure 2014-15	Estimated Remaining Expenditure	Estimated Completion Date
Regional Rail Link (various) ^(h)	4 101 813	3 264 813	577 016	259 984	qtr 4 2014-15
Regional rail network major periodic maintenance (passenger and freight) (non-metro various)	171 865	76 125	47 280	48 460	qtr 4 2015-16
Regional rolling stock (non-metro various)	315 150	272 989	42 161	..	qtr 4 2014-15
Regional rolling stock – new tranche (non-metro various)	261 153	150 418	39 810	70 925	qtr 2 2017-18
Ringwood Station and interchange upgrade (Ringwood)	66 000	10 213	33 600	22 187	qtr 4 2015-16
Southland Station (Cheltenham) ⁽ⁱ⁾	20 860	700	2 792	17 368	qtr 2 2016-17
Syndal Station multi-deck car park project (Glen Waverley) ⁽ⁱ⁾	10 773	5 600	5 173	..	qtr 2 2014-15
Tram procurement and supporting infrastructure (metro various)	804 456	242 646	234 905	326 905	qtr 4 2017-18
Warragul Station car park improvements (Warragul)	10 692	4 500	6 192	..	qtr 4 2014-15
Total existing project	9 545 946	6 682 259	1 545 525	1 318 162	
Total Victorian Rail Track (Victrack) projects	18 303 798– 20 843 798	6 683 902	1 666 584	12 493 312	

Source: Victorian Rail Track (Victrack)

Notes:

- (a) TEI has increased by \$7.000 million due to a change of project scope.
- (b) TEI has been increased by \$15.000 million due to a change in project scope.
- (c) TEI includes \$0.500 million planning funding announced in the 2011-12 Budget.
- (d) TEI includes \$9.400 million planning funding announced in previous State budgets.
- (e) TEI incorporates all capital funding for metropolitan rail infrastructure renewals from 2012-13 to 2017-18. The TEI has reduced, as this is a rolling program of works and the TEI varies from year to year.
- (f) TEI has decreased by \$20.280 million due to a change of project scope.
- (g) TEI has been reduced by \$35.703 million. This is due to this amount being attributed to output expenditure. The combined project cost including output is \$68.513 million. The total project cost has increased compared to the 2013-14 Budget as this is a rolling program and the amount incorporates all funding for pedestrian and level crossing programs from 2012-13 to 2017-18.
- (h) TEI revised by \$705.331 million based on current project delivery progress. Scope of project expanded to include removal of level crossing at Main Road, St Albans. Estimated completion date reflects the original scope of the project excluding Main Road, St Albans level crossing removal. The estimated completion date for Main Road, St Albans is quarter 4, 2016-17.
- (i) TEI includes \$0.700 million planning funding announced in the 2011-12 Budget.
- (j) TEI includes \$0.600 million planning funding announced in the 2011-12 Budget.

Completed projects

Echuca to Toolamba rail upgrade (non-metro various)
Fish market acquisition (West Melbourne)
Footbridge over railway line to Box Hill cemetery (Box Hill)
Glen Waverley Station enhancement (Glen Waverley)
Network optimisation – 2013-14 program (statewide)
Reopen Talbot Station (Talbot)
South Morang rail extension (metro various)
Telecommunications – unified communications platform 2013-14 (statewide)

Estimated to be completed after publication date and before 30 June 2014

Heritage works – 2013-14 program (statewide)
Metropolitan train control reliability (metro various)
Network upgrades – 2013-14 program (statewide)
Protective Services Officers – railway station infrastructure – stage 1 (metro various)
Regional station and modal interchange upgrade program (non-metro various)
Reopening of New Street Brighton railway gates (Brighton)
South West Victorian passing loop (non-metro various)

Source: Victorian Rail Track (Victrack)

VICTORIAN REGIONAL CHANNELS AUTHORITY

New projects

(\$ thousand)

	Total Estimated Investment	Estimated Expenditure to 30.06.14	Estimated Expenditure 2014-15	Remaining Expenditure	Estimated Completion Date
Channel safety and capacity improvements (metro various)	21 957	..	457	21 500	ongoing
Total new projects	21 957	..	457	21 500	

Source: Victorian Regional Channels Authority

Existing projects

(\$ thousand)

	Total Estimated Investment	Estimated Expenditure to 30.06.14	Estimated Expenditure 2014-15	Remaining Expenditure	Estimated Completion Date
Channel safety (City Bend)	8 130	1 500	6 630	..	qtr 2 2014-15
Total existing projects	8 130	1 500	6 630	..	
Total Victorian Regional Channels Authority projects	30 087	1 500	7 087	21 500	

Source: Victorian Regional Channels Authority

V/LINE CORPORATION

Completed projects

Estimated to be completed after publication date and before 30 June 2014

V/locity lifting jacks at Ballarat East Depot (Ballarat)

Source: V/Line Corporation

WANNON REGION WATER CORPORATION

New projects

(\$ thousand)

	Total Estimated Investment	Estimated Expenditure to 30.06.14	Estimated Expenditure 2014-15	Remaining Expenditure	Estimated Completion Date
Casterton WRP – winter storage and irrigation area (Casterton)	1 911	..	285	1 626	ongoing
Casterton WTP – new clarifier (Casterton)	3 265	..	440	2 825	ongoing
Cobden WRP – additional 70 ML Winter Storage (Cobden)	2 171	..	324	1 847	ongoing
Hamilton WRP – winter storage and irrigation area (Hamilton)	3 868	..	253	3 615	ongoing
Heywood WRP – winter storage/irrigation works (Heywood)	4 925	4 925	ongoing
Portland wind energy (Portland)	2 400	..	240	2 160	ongoing
Warrnambool WRP – air diffusers (Warrnambool)	1 432	1 432	ongoing
Warrnambool WRP – TEMA belt press (Warrnambool)	1 621	1 621	ongoing
Warrnambool WTP – UV installation (Warrnambool)	1 842	1 842	ongoing
Wollaston Road SPS West (Warrnambool)	1 008	130	878	..	qtr 4 2014-15
Wollaston Road water supply – new tower and pump station (Warrnambool)	2 406	..	156	2 250	ongoing
Total new projects	26 849	130	2 576	24 143	

Source: Wannon Region Water Corporation

Existing projects

(\$ thousand)

	Total Estimated Investment	Estimated Expenditure to 30.06.14	Estimated Expenditure 2014-15	Remaining Expenditure	Estimated Completion Date
Bore (Heywood)	1 406	115	1 291	..	qtr 4 2014-15
Curdie Vale bore (Warrnambool)	2 427	2 127	300	..	qtr 4 2014-15
Hopkins Point high level system (Warrnambool)	1 569	100	1 469	..	qtr 4 2014-15
Portland – wastewater treatment plant upgrade (Portland)	15 014	14 940	74	..	qtr 4 2014-15
Servers and data storage (non-metro various)	1 329	1 134	..	195	ongoing
Sewer outfall (Warrnambool)	1 845	319	1 526	..	qtr 4 2014-15
Sewer renewal program (Port Fairy)	2 347	42	433	1 872	ongoing
Sewer renewal program (Portland)	2 747	40	932	1 775	ongoing
Sewer renewal program (Warrnambool)	2 809	77	348	2 384	ongoing
Warrnambool water resource planning – replace blowers (Warrnambool)	1 500	1 100	400	..	qtr 4 2014-15
Water pipeline replacement (Timboon)	750	650	100	..	qtr 4 2014-15
West Portland sewer scheme (Portland)	3 707	2 857	200	650	ongoing
Wyatt Street bore (Portland)	3 032	119	2 913	..	qtr 4 2014-15
All remaining projects with a TEI less than \$1 million	53 393	14 219	13 213	25 961	various
Total existing projects	93 875	37 839	23 199	32 837	
Total Wannon Region Water Corporation projects	120 724	37 969	25 775	56 980	

Source: Wannon Region Water Corporation

Completed projects

Estimated to be completed after publication date and before 30 June 2014

Dutton Way – sewer scheme (Portland)
Water main replacement program (non-metro various)
Water reclamation plant – recycled water system (Warrnambool)

Source: Wannon Region Water Corporation

WESTERN REGION WATER CORPORATION

New projects

(\$ thousand)

	Total Estimated Investment	Estimated Expenditure to 30.06.14	Estimated Expenditure 2014-15	Remaining Expenditure	Estimated Completion Date
Lancefield water supply security (Lancefield)	6 999	..	1 322	5 677	qtr 4 2016-17
Sunbury Recycled Water Plant upgrade (Sunbury)	38 899	1 580	1 538	35 781	qtr 4 2016-17
Surbiton Park Recycled Water Plant upgrade (Melton)	47 900	..	1 538	46 362	qtr 4 2015-16
Toolern stormwater infrastructure (Toolern)	8 670	426	296	7 948	qtr 4 2015-16
All remaining projects with a TEI less than \$1 million	52 980	27 353	8 407	17 220	various
Total new projects	155 448	29 359	13 101	112 988	

Source: Western Region Water Corporation

Existing projects

(\$ thousand)

	<i>Total Estimated Investment</i>	<i>Estimated Expenditure to 30.06.14</i>	<i>Estimated Expenditure 2014-15</i>	<i>Remaining Expenditure</i>	<i>Estimated Completion Date</i>
Business development (metro various)	893	..	50	843	qtr 4 2022-23
Clear water storage (metro various)	9 996	163	349	9 484	qtr 4 2017-18
Development – water mains upsizing (metro various)	2 122	59	51	2 012	qtr 4 2019-20
Development – sewer mains upsizing (Sunbury)	2 341	..	215	2 126	qtr 4 2016-17
Development – sewer mains upsizing (metro various)	1 387	..	51	1 336	qtr 4 2019-20
Development – water mains upsizing (Melton)	1 049	..	26	1 023	qtr 4 2019-20
Development – water mains upsizing (metro various)	1 073	59	26	988	qtr 4 2019-20
Exford Road recycled water main (Melton)	1 994	171	410	1 413	qtr 1 2017-18
Graphic information system (metro various)	3 215	851	287	2 077	qtr 4 2022-23
Greenhouse gas strategy implementation – purchase (metro various)	539	95	103	341	qtr 4 2017-18
Greigs Road recycled water main (metro various)	1 636	2	..	1 634	qtr 4 2015-16
Information technology (metro various)	11 257	1 027	2 003	8 227	qtr 4 2017-18
Leakes Road trunk water main (Melton)	4 114	67	154	3 893	qtr 4 2015-16
New Rockbank SPS (Rockbank)	11 775	248	923	10 604	qtr 4 2015-16
O'Keefe Crescent sewer pump station (metro various)	1 537	272	1 265	..	qtr 4 2014-15
Property metering (metro various)	3 445	290	308	2 847	qtr 4 2019-20
Pump station renewals (metro various)	7 314	7	150	7 157	qtr 4 2017-18
Recycled water – network extension (Sunbury)	5 117	5 117	qtr 4 2020-21
Recycled water scheme augmentation – construction (Sunbury)	3 813	8	103	3 702	qtr 4 2015-16
Recycled water scheme extensions – construction (Bacchus Marsh)	1 910	6	147	1 757	qtr 4 2022-23
Recycled water stage 2 (Gisborne)	8 116	8 116	qtr 4 2022-23
Reticulation modelling (metro various)	1 957	144	256	1 557	qtr 4 2022-23
Reticulation renewals/replacement (metro various)	10 191	6 277	337	3 577	qtr 4 2022-23

	<i>Total Estimated Investment</i>	<i>Estimated Expenditure to 30.06.14</i>	<i>Estimated Expenditure 2014-15</i>	<i>Remaining Expenditure</i>	<i>Estimated Completion Date</i>
Sewerage infrastructure – construction (Melton)	37 283	1 454	2 014	33 815	qtr 4 2018-19
Surbiton Park winter storage – construction (Melton)	9 504	9 504	qtr 4 2018-19
Surbiton recycled water plant storage lagoon refurbishment (Melton)	2 648	199	174	2 275	qtr 4 2021-22
Toolern Creek outfall sewer (Melton)	2 754	206	51	2 497	qtr 4 2017-18
Toolern growth area servicing (Melton)	22 957	22 957	qtr 4 2016-17
Wastewater treatment plant – aeration of primary lagoon (Bacchus Marsh)	2 648	199	174	2 275	qtr 4 2021-22
Wastewater treatment plant – site improvements biodiversity (metro various)	1 040	385	51	604	qtr 4 2023-24
Water infrastructure – construction (Melton)	2 994	134	103	2 757	qtr 1 2018-19
Woodend recycled water – stage 2 reuse (Woodend)	3 784	18	..	3 766	qtr 4 2020-21
Total existing projects	182 403	12 341	9 781	160 281	
Total Western Region Water Corporation projects	337 851	41 700	22 882	273 269	

Source: Western Region Water Corporation

Completed projects

Roadwork upgrades (metro various)

Source: Western Region Water Corporation

WESTERNPORT REGION WATER CORPORATION

New projects

(\$ thousand)

	Total Estimated Investment	Estimated Expenditure to 30.06.14	Estimated Expenditure 2014-15	Remaining Expenditure	Estimated Completion Date
San Remo basin cover replacement (San Remo)	2 420	2 420	ongoing
Wastewater Future – Cowes reticulation (Cowes)	16 140	..	260	15 880	ongoing
All remaining projects with TEI less than \$1 million	3 503	..	1 215	2 288	various
Total new projects	22 063	..	1 475	20 588	

Source: Westernport Region Water Corporation

Existing projects

(\$ thousand)

	Total Estimated Investment	Estimated Expenditure to 30.06.14	Estimated Expenditure 2014-15	Remaining Expenditure	Estimated Completion Date
Cowes Waste Water Treatment Plant – masterplan works (Cowes)	3 994	81	2 243	1 670	ongoing
Glen Forbes Water Treatment Plant – process upgrade (Glen Forbes)	2 243	79	..	2 164	ongoing
Information technology and office systems – other (Newhaven)	1 413	841	210	362	ongoing
Wastewater Future – Cowes Pumping Station upgrades (Cowes)	821	..	624	197	ongoing
Water main replacement (non-metro various)	567	567	ongoing
All remaining projects with a TEI less than \$1 million	6 030	1 399	1 068	3 563	various
Total existing projects	15 068	2 400	4 145	8 523	
Total Westernport Region Water Corporation projects	37 131	2 400	5 620	29 111	

Source: Westernport Region Water Corporation

Completed projects

Candowie Ancillary Works – construction (Glen Forbes)
Candowie Embankment – construction (Glen Forbes)

Source: Westernport Region Water Corporation

YARRA VALLEY WATER CORPORATION

Existing projects

(\$ thousand)

	Total Estimated Investment	Estimated Expenditure to 30.06.14	Estimated Expenditure 2014-15	Remaining Expenditure	Estimated Completion Date
Facilities (Mitcham)	16 266	13 200	933	2 133	ongoing
House connection branch renewals (metro various)	41 219	7 620	8 472	25 127	ongoing
IT infrastructure (Mitcham)	25 828	4 500	4 679	16 649	ongoing
IT system improvement (Mitcham)	39 561	23 700	4 482	11 379	ongoing
Motor vehicle fleet purchases (metro various)	17 186	3 000	3 547	10 639	ongoing
Sewer backlog (metro various)	103 638	15 450	23 250	64 938	ongoing
Sewer growth (Beveridge/Wallan)	20 434	261	11 329	8 844	ongoing
Sewer growth (Craigieburn/ Mickleham/Kalkallo) ^(a)	137 213	14 507	34 874	87 832	ongoing
Sewer growth (Lalor/Epping/Epping North)	14 262	99	1 946	12 217	ongoing
Sewer growth (Mernda/Doreen)	13 977	227	4 433	9 317	ongoing
Sewer growth (metro various)	5 169	2 006	1 095	2 068	ongoing
Sewer improved system capacity (metro various)	91 404	6 440	11 768	73 196	ongoing
Sewer main and branch renewals (metro various) ^(b)	59 335	18 473	10 216	30 646	ongoing
Sewer reliability (metro various)	40 365	5 570	5 921	28 874	ongoing
Sewer reticulation renewals (metro various)	94 520	11 927	23 646	58 947	ongoing
Sewer treatment (metro various)	31 611	6 000	6 881	18 730	ongoing
Water growth (Beveridge/Wallan) ^(a)	10 145	233	1 429	8 483	ongoing
Water conservation (metro various)	1 105	120	197	788	ongoing
Water customer meter replacements (metro various)	17 999	4 300	3 650	10 049	ongoing
Water distribution main renewals (metro Various)	42 115	..	9 704	32 411	ongoing
Water growth (Craigieburn/Mickleham/ Kalkallo)	103 697	13 777	12 272	77 648	ongoing
Water growth (Croydon/Chirnside Park)	4 351	129	493	3 729	ongoing
Water growth (Greenvale)	4 834	1 268	273	3 293	ongoing
Water growth (Lalor/Epping/Epping North)	53 459	3 249	5 683	44 527	ongoing
Water growth (Mernda/Doreen)	6 223	663	4 048	1 512	ongoing
Water growth (metro various)	27 013	1 782	10 522	14 709	ongoing
Water improved quality (metro various)	3 007	530	798	1 679	ongoing

	<i>Total Estimated Investment</i>	<i>Estimated Expenditure to 30.06.14</i>	<i>Estimated Expenditure 2014-15</i>	<i>Remaining Expenditure</i>	<i>Estimated Completion Date</i>
Water main to meter renewals (metro various)	6 699	..	1 675	5 024	ongoing
Water reliability (metro various)	64 074	12 930	14 256	36 888	ongoing
Water reticulation main renewals (metro various)	102 623	25 880	19 407	57 336	ongoing
Total existing projects	1 199 332	197 841	241 879	759 612	
Total Yarra Valley Water Corporation projects	1 199 332	197 841	241 879	759 612	

Source: Yarra Valley Water Corporation

Notes:

- (a) Re-prioritisation of program of works to align with current capital forecasts. Includes asset sequencing review in light of current developments.
- (b) Current expenditure has been reviewed to update split between main, branch and reticulation sewer renewals.

Completed projects

Sewer growth (South Morang)

Source: Yarra Valley Water Corporation

OTHER PUBLIC NON-FINANCIAL CORPORATIONS

New projects

(\$ thousand)

	Total Estimated Investment	Estimated Expenditure to 30.06.14	Estimated Expenditure 2014-15	Remaining Expenditure	Estimated Completion Date
Melbourne Park Redevelopment – stage two (Melbourne) ^(a)	366 141	5 060	30 799	330 282	qtr 4 2019-20
Mt Buller Stirling Tourist Link Road (Mt Buller) ^(b)	5 390	450	1 000	3 940	qtr 2 2016-17
Mt Buller water storage (Mt Buller) ^(b)	5 000	1 000	2 000	2 000	qtr 2 2016-17
State Sport Centres Trust asset investment program (metro various)	16 235	..	4 420	11 815	qtr 4 2017-18
The Nobbies and Summerland Peninsula tourism expansion (Phillip Island)	4 200	100	3 600	500	qtr 2 2015-16
Total new projects	396 966	6 610	41 819	348 537	

Source: Other public non-financial corporations

Notes:

- (a) TEI includes anticipated Commonwealth funding of \$27.99 million and a contribution of \$40.00 million from the Melbourne and Olympic Parks Trust.
- (b) Commencement of project construction is contingent on permit approvals for this project.

Existing projects

(\$ thousand)

	Total Estimated Investment	Estimated Expenditure to 30.06.14	Estimated Expenditure 2014-15	Remaining Expenditure	Estimated Completion Date
Development of new mountain bike trails (Falls Creek)	2 384	2 121	263	..	qtr 4 2014-15
Predator Prey stage 1 (Parkville)	5 000	2 330	2 670	..	qtr 2 2014-15
All remaining existing projects with TEI less than \$1 million (Statewide)	2 892	1 467	1 125	300	various
Total existing projects	10 276	5 918	4 058	300	
Total other public non-financial corporations projects	24 866	7 468	10 658	6 740	

Source: Other public non-financial corporations

Completed projects

Melbourne and Olympic Park redevelopment – stage 2 scoping and initial design (Melbourne)

Melbourne Zoo 150th birthday exhibition (Parkville)

State Sport Centres Trust (metro various)

Werribee Open Range Zoo entrance project (Werribee)

Werribee Zoo Safari Fleet (Werribee)

Source: Other public non-financial corporations

APPENDIX A – LOCATION INDEX

A

Aireys Inlet, 63, 64, 72
Albert Park, 22
Alberton, 114
Albion, 81
Alexandra, 22, 97
Altona, 53, 61, 74, 81
Anderson, 53
Anglesea, 64, 72
Apollo Bay, 26, 29, 64, 69, 72
Armstrong Creek, 64, 65, 72
Ashburton, 29
Ashwood, 22, 26
Aspendale, 26
Aspendale Gardens, 22
Attwood, 32, 41
Avalon, 48

B

Bacchus Marsh, 53, 124, 125
Bairnsdale, 30, 90
Balaclava, 116
Ballan, 115
Ballarat, 22, 29, 35, 38, 46, 50, 120
Ballarat West, 41
Bangholme, 103
Bannockburn, 21, 65, 72
Barongarook, 65
Barwon, 42
Barwon Downs, 67
Barwon Heads, 22, 66, 72
Bass, 53
Batesford, 65, 66
Bayswater, 51
Bayswater North, 22
Beaufort, 29
Beechworth, 104
Belgrave, 47
Belmont, 24, 66, 67
Benalla, 22
Bendigo, 26, 35, 40, 83, 85, 86, 87, 116

Bentleigh East, 22, 24
Berwick, 27, 28, 53, 113
Beveridge, 127
Blackburn, 26, 48
Bonbeach, 22
Boneo, 111
Boort, 34
Boronia, 22, 29
Box Hill, 29, 35, 118
Bridgewater, 85
Bright, 105
Brighton, 118
Brighton East, 22, 29
Brimbank, 53
Broadford, 97
Broadmeadows, 26, 56, 89
Brooklyn, 81
Burnside, 82
Burwood East, 22, 23

C

Cardinia, 51, 110
Carlton, 89
Carrum Downs, 113
Casey, 110
Casterton, 121
Castlemaine, 22, 25, 29, 35, 43, 83
Charlton, 22, 35
Chelsea, 113
Cheltenham, 38, 117
Chirside Park, 127
Churchill, 76
City Bend, 119
Clayton, 35, 38, 113
Clifton Springs, 22, 66, 67, 72
Clonbinane, 103
Clyde North, 21, 113
Cobden, 121
Cobram, 93, 95, 97
Coburg, 22
Cohuna, 83, 85
Colac, 66

Colac West, 66
Coleraine, 38
Collingwood, 45
Connewarre, 66, 72
Coongulla, 76
Corio, 27, 29
Cowes, 126
Cowies Creek, 69
Craigieburn, 23, 61, 127
Cranbourne, 22, 113
Cranbourne North, 21, 113
Cranbourne South, 113
Cranbourne West, 21, 113
Croydon, 127
Curlewis, 67

D

Dandenong, 30, 38, 53, 58, 110, 113
Dandenong South, 74, 113
Derrimut, 61, 81
Dingley, 50
Dingley Village, 29
Docklands, 47, 106
Donald, 99
Doncaster, 29
Dookie, 96
Doreen, 22, 26, 29, 127
Dromana, 111, 113
Drouin, 75, 76
Drysdale, 66, 68
Dutson Downs, 76, 78

E

Eaglehawk, 22, 29
East Geelong, 23
East Malvern, 29
East Melbourne, 81
East Werribee, 50
Echuca, 35, 41, 83, 85
Elliminyt, 63, 66
Elster Creek, 113
Eltham, 23
Emerald, 26
Epping, 36, 47, 53, 127
Epping North, 21, 127
Epsom, 86
Essendon, 23, 81
Eumemmerring Creek, 113
Euroa, 95, 96

F

Falls Creek, 129
Fawkner, 74
Ferntree Gully, 26, 27, 29
Fiskville, 58
Fitzroy, 82, 89
Footscray, 36, 53, 82, 103
Forrest, 71
Frankston, 23, 35, 50, 110
Frankston North, 113
Frankston South, 27, 29, 113
Fyansford, 63, 67

G

Geelong, 33, 34, 35, 38, 45, 51, 53, 66, 67, 69, 70,
72, 115
Gheringhap, 67
Gippsland, 89, 91
Gisborne, 26, 124
Glen Eira, 113
Glen Forbes, 126
Glen Huntly, 23
Glen Iris, 48, 61
Glen Waverley, 117, 118
Glenmaggie, 76
Glenrowan, 105
Golden Square, 26, 29
Greenvale, 127
Grovedale, 48, 116

H

Hallam, 113
Hallam Valley, 113
Hamilton, 121
Hamlyn Heights, 27
Hampton Park, 53
Harcourt, 86
Harston, 93
Hastings, 107, 113
Hawthorn East, 22, 26
Healesville, 34
Heathcote, 83, 85
Heidelberg, 34, 38, 89
Heywood, 121, 122
Highton, 23, 67, 69
Hobsons Bay, 103
Horsham, 23
Huntly, 85, 86, 87

I

Inverleigh, 68
Inverloch, 114

J

Jan Juc, 67
Jeparit, 99
Jerusalem Creek, 92

K

Kalkallo, 127
Keilor, 82
Kensington, 38
Kerang, 23, 35, 93
Kew, 103
Keysborough, 113
Kialla Lakes, 95, 96
Kilmore, 35, 51, 96, 97
Kinglake, 23
Kingston, 110
Koo Wee Rup, 26, 51, 111
Korumburra, 23, 114
Kyneton, 23

L

Laanecoorie, 85, 93
Lake Tyers Beach, 30
Lalor, 127
Lancefield, 123
Lang Lang, 111, 113
Lara, 68
Latrobe, 34
Laverton, 27, 30, 61, 82
Leitchville, 85
Leongatha, 29, 38, 114
Leopold, 63, 68, 72
Lethbridge, 63, 68, 72
Loch Sport, 76
Longford, 53
Longwood, 95
Lorne, 64, 68
Lovely Banks, 68, 69, 72
Lower Templestowe, 24
Lysterfield, 47

M

Maffra, 76
Maiden Gully, 85, 87
Maldon, 23
Malvern East, 26
Mansfield, 97
Marcus Hill, 74
Maribyrnong, 82
Marong, 85, 86
Marysville, 95
Melbourne, 33, 36, 38, 41, 42, 43, 44, 45, 46, 47,
53, 54, 81, 82, 108, 115, 129, 130
Melton, 82, 123, 124, 125
Melton West, 27
Mentone, 23
Merbein, 23, 101
Mernda, 127
Mernda South, 21
Metropolitan, 35, 38, 48, 59, 89, 115
 Southern, 89
 Various, 32, 48, 49, 50, 51, 53, 60, 61, 103,
 110, 111, 112, 113, 115, 116, 117, 118,
 119, 124, 125, 127, 128, 129, 130
Mickleham, 127
Milawa, 105
Mildura, 35, 93, 100, 101
Minyip, 99
Mirboo North, 29
Mitcham, 53, 127
Moe, 76, 78
Mont Albert North, 23
Montmorency, 27
Moondarra, 77
Moonee Ponds, 61
Moorabool, 68, 69, 72
Moorooduc, 23
Mooroolbark, 23, 24, 29
Mooroopna, 94, 95
Mordialloc, 23, 30, 113
Moriac, 71
Mornington, 53, 110, 113
Morwell, 77, 78
Mount Hotham, 31
Mount Waverley, 24, 27
Moynd, 34
Mt Buller, 129
Mt Martha, 111, 113
Myrtleford, 92

N

Nagambie, 53, 95, 96, 97
Narrawong, 23
Narre Warren, 113
Narre Warren South, 51
Nathalia, 93, 97
Neerim South, 103
Newhaven, 126
Newtown, 63
Noble Park, 113
Non-metropolitan
 Various, 32, 34, 36, 48, 49, 51, 53, 58, 59, 66,
 67, 68, 69, 70, 71, 75, 76, 77, 78, 79, 80, 83,
 84, 85, 86, 90, 92, 94, 95, 96, 97, 99, 100,
 101, 104, 105, 114, 115, 116, 117, 118,
 122, 126
Norlane, 89
North Essendon, 103
North Fitzroy, 103
North Geelong, 21
North Melbourne, 45, 82
Numurkah, 36, 96, 97

O

Oakleigh, 35, 39
Ocean Grove, 69, 72
Officer, 23, 27, 29, 113
Omeo, 50, 53
Ormond, 48
Otway, 70
Ouyen, 30

P

Pakenham, 21, 111, 113
Parkville, 36, 38, 47, 129, 130
Patterson Lakes, 103
Pettavel, 69
Phillip Island, 129
Point Cook, 21, 29, 50, 82
Point Lonsdale, 72
Poowong, 114
Port Fairy, 122
Port Melbourne, 47, 108, 109
Port Phillip, 110
Port Phillip Bay, 108
Portarlington, 24, 69, 70
Portland, 121, 122
Portsea, 111, 113
Prahran, 21, 30, 89

Preston, 29
Pyalong, 96

Q

Quarry Hill, 24
Queenscliff, 70, 72

R

Ravenswood, 48
Red Cliffs, 101
Richmond, 81, 82, 89
Ringwood, 24, 117
Ringwood East, 22, 26, 35
Ringwood North, 29
Robinvale, 24
Rochester, 85, 86
Rockbank, 124
Rosanna, 24
Rosebud, 27
Rupanyup, 99
Rural, 36, 38
 Various, 24
Rushworth, 95

S

Sale, 24, 53, 75, 76, 77
San Remo, 126
Sandringham, 24, 27
Sarsfield, 90
Sawmill Settlement, 96
Scoresby, 24, 29
Seaford, 22, 23, 24, 29
Seaspray, 78
Sebastian, 86
Sebastopol, 27, 29
Serpentine, 93, 98
Seymour, 36, 58, 94, 96
She Oaks, 72
Shepparton, 56, 89, 94, 95, 96, 97
Sherbrooke, 113
Somers, 113
Somerville, 27
South Gippsland, 114
South Highton, 70
South Melbourne, 24
South Morang, 21, 128
Southbank, 45
Springvale, 53, 74
St Leonards, 67

Statewide, 24, 26, 27, 28, 29, 30, 31, 32, 33, 34,
35, 36, 38, 39, 40, 41, 42, 43, 44, 45, 46, 48,
50, 51, 52, 53, 56, 57, 58, 59, 60, 88, 89, 102,
116, 118, 129
Sunbury, 123, 124
Sunshine, 24, 38, 82
Swan Hill, 36

T

Talbot, 118
Tatura, 92, 93, 95, 97
Templestowe Lower, 27, 29
Timboon, 24, 122
Tooborac, 96
Toolern, 123
Torquay, 29, 32, 67, 70, 72, 73
Torquay North, 21
Traralgon, 35, 76, 77, 78
Truganina, 24, 27
Tullaroop, 92
Tungamah, 105

V

Various, 24, 30, 42, 108, 109, 117, 127
Vermont, 24
Violet Town, 96

W

Wallan, 24, 127
Wallington, 70, 72
Wandana Heights, 53, 67

Wandin North, 29
Wandong, 96
Wangaratta, 24, 105
Wantirna South, 51
Warragul, 38, 75, 78, 117
Warrandyte, 24
Warrnambool, 32, 36, 38, 121, 122
Wattle Glen, 25
Waurin Ponds, 36
Werribee, 26, 36, 81, 91, 103, 130
West Lara, 71
West Melbourne, 47, 82, 108, 118
West Werribee, 81, 82
Westmeadows, 89
Whealers Hill, 22
Whittlesea, 25
Williams Landing, 53
Williamstown, 82
Winchelsea, 71, 72, 73
Wodonga, 25, 30, 105
Wonthaggi, 114
Woodend, 125
Woolsthorpe, 29
Wyndham, 82
Wyndham Vale, 27

Y

Yallourn North, 78
Yarra Glen, 53
Yarraville, 61
Yarrowonga, 25
Yea, 25, 97

DEFINITIONS AND STYLE CONVENTIONS

There are similar terms used throughout this document to describe government investments including the following:

- assets – infrastructure and other physical items (e.g. trains, information technology systems etc.) providing future economic benefit and public services;
- capital – investment in infrastructure and assets; and
- infrastructure – the basic physical facilities needed to provide public services.

Other terms used in this Budget Paper No. 4 include:

- capital investment – amount of money expended, or planned to be expended, on capital projects;
- capital program – series of asset projects comprising a program of work (can be used interchangeably with the term infrastructure program);
- capital projects – individual projects to deliver the capital;
- capital value – dollar value of a capital project;
- infrastructure investment – expenditure on infrastructure;
- infrastructure planning – early work, feasibility studies, options analysis or infrastructure design;
- infrastructure program – group of like infrastructure projects comprising an integrated package of work;
- infrastructure projects – individual projects contributing to deliver a larger infrastructure network;
- investment in financial assets for policy purposes – capital expenditure by general government sector representing an increase in equity of PNFCs in support of government policy; and
- purchases of non-financial assets – cash payments to acquire property, plant and equipment, intangibles and other long-term assets. These payments include those relating to capitalised development costs and self-constructed property, plant and equipment.

Budget Paper No. 4 also lists ‘estimated completion date’ which is defined as the date of practical project completion. The date is reported as one of the following options:

- qtr 1 yyyy-zz – for projects expected to be completed in July, August or September of that financial year;
- qtr 2 yyyy-zz – for projects expected to be completed in October, November or December of that financial year;
- qtr 3 yyyy-zz – for projects expected to be completed in January, February or March of that financial year; and
- qtr 4 yyyy-zz – for projects expected to be completed in September, October, November or December of that financial year.

STYLE CONVENTIONS

Figures in the tables and in the text have been rounded. Discrepancies in tables between totals and sums of components reflect rounding. Percentage changes in all tables are based on the underlying unrounded amounts.

The notation used in the tables and charts is as follows:

LHS	left-hand-side
RHS	right-hand-side
s.a.	seasonally adjusted
n.a. or na	not available or not applicable
Cat. No.	catalogue number
1 billion	1 000 million
1 basis point	0.01 per cent
nm	new measure
..	zero, or rounded to zero
tbc	to be confirmed
TEI	total estimated investment
ongoing	continuing output, program, project etc.
(xxx.x)	negative numbers

If you would like to receive this publication in an accessible format please telephone 9651 0909 or email information@dtf.vic.gov.au.

This document is also available in PDF and WORD at budget.vic.gov.au.

2014-15 Victorian Budget
State Capital Program
Budget Paper No. 4
budget.vic.gov.au

Department of **Treasury and Finance**